

SUBMITTAL DATA SHEET

High Wall Heat Pump System BXS2A09WM0-BXS2A09SC0

Location:	Approval:
Engineer:	Date:
Submitted to:	Construction:
Submitted by:	Unit #:
Reference:	Drawing #:



INDOOR SPECIFICATION

Indoor Air Flow (Turbo/H/M/L/Si) (CFM)		306.1 / 247.2 / 176.6 / 141.3 / N/A
Indoor Noise Level (Turbo/H/M/L/Si) (dBA)		43.0/38.5/33.0/24.0/19.5
Dimension (W×D×H)	inch	28.70 x 7.87 x 11.50
	mm	729.0×200.0×292.0
Package (W×D×H)	inch	31.10 x 10.63 x 14.76
	mm	790×270×375
Net/Gross Weight	lbs	18.08/23.15
	kg	8.2/10.5

OUTDOOR SPECIFICATION

Compressor Type		ROTARY
Compressor Model		KSK103D33UEZ3
Refrigerant		R454B
Refrigerant Oil Charge(mL)		310
Refrigerant Oil		VG74
Outdoor Air Flow (Max) (CFM)		1294.1
Outdoor Noise Level (dBA)		53.5
Dimension (W×D×H)	inch	30.12 x 11.93 x 21.85
	mm	765.0×303.0×555.0
Package (W×D×H)	inch	34.92 x 13.27 x 24.02
	mm	887×337×610
Net/Gross Weight	lbs	54.23/59.74
	kg	24.6/27.1

EFFICIENCY

Cooling		Heating	
SEER2	21.6	HSPF2-4	9.4
EER2	12.6	COP	3.27

PERFORMANCE of Cooling

Cooling (Btu/hr)	
Rated Capacity	9000
Min/Max Capacity	2900~10500
Moisture Removal(L/h)	0.9
Standard Operating Range(°F/°C)	-13~122(-25~50)
Conditions:	Indoor: 80°F DB/67°F WB Outdoor: 95°F DB/75°F WB

PERFORMANCE of Heating

Heating (Btu/hr)	
1. @ 47°F Rated	10000
1. @ 47°F Min/Max Capacity	2400~11200
2. @ 17°F Rated	6600
3. @ 5°F Rated: Capacity / COP	7000/2.00
3. @ 5°F Max: Capacity	7000
Standard Operating Range(°F/°C)	-13~75(-25~24)
1. Conditions:	Indoor: 70°F DB/60°F WB Outdoor: 47°F DB/43°F WB
2. Conditions:	Indoor: 70°F DB/60°F WB Outdoor: 17°F DB/15°F WB
3. Conditions	Indoor: 70°F DB/60°F WB Outdoor: 5°F DB/5°F WB

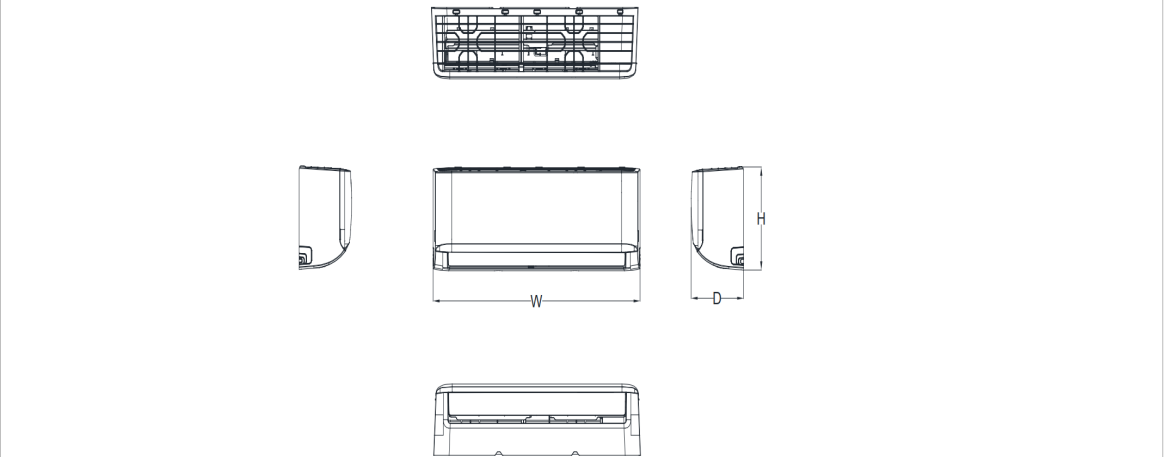
ELECTRICAL

Power Supply	208/230V,60Hz,1Ph
System MCA	12.0
Connection Wiring	14#x4
System MOCP	15
Compressor RLA	7.0
Outdoor Fan Motor RLA	0.3
Outdoor Fan Motor W	34
Indoor Fan Motor RLA	0.3
Indoor Fan Motor W	20
System Power Input @ Cooling (W)	714(300 ~ 880)
System Power Input @ Heating (W)	896(320 ~ 1100)
MCA: Min. circuit amps (A)	MOCP: Max. over current protection (A)
RLA: Rated load amps (A)	W: Fan motor rated output (W)

PIPING

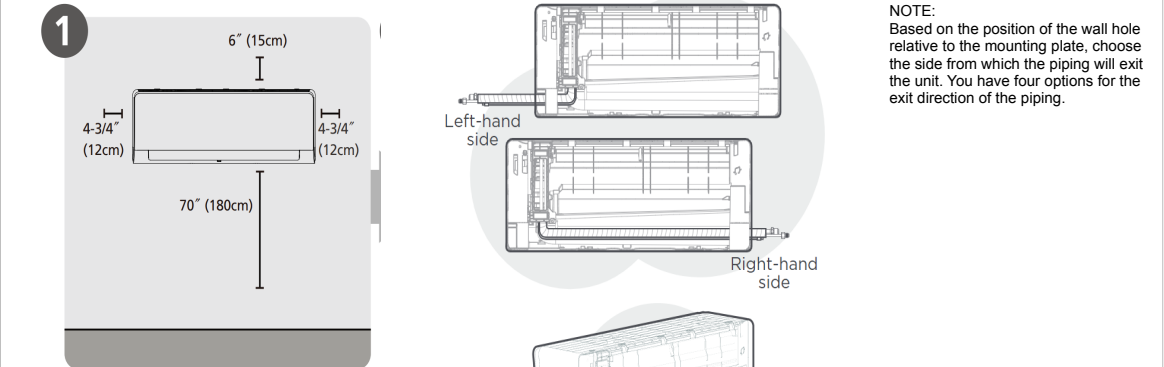
Throttle type(Indoor)	N/A
Throttle type(Outdoor)	Capillary
Liquid Size	6.35mm(1/4in)
Gas Size	9.52mm(3/8in)
Max. Piping Length(ft/m)	82.00(25)
Max. Height Difference(ft/m)	49.20(15)
Max. Pre-charged Length(ft/m)	24.6(7.5)
Refrigerant Pre-charged Amount(oz/g)	21.52(0.61)
Additional Charge of Refrigerant(oz/ft)/(g/m))	0.16(15)
Connection Method	Flared

Indoor Unit Dimension

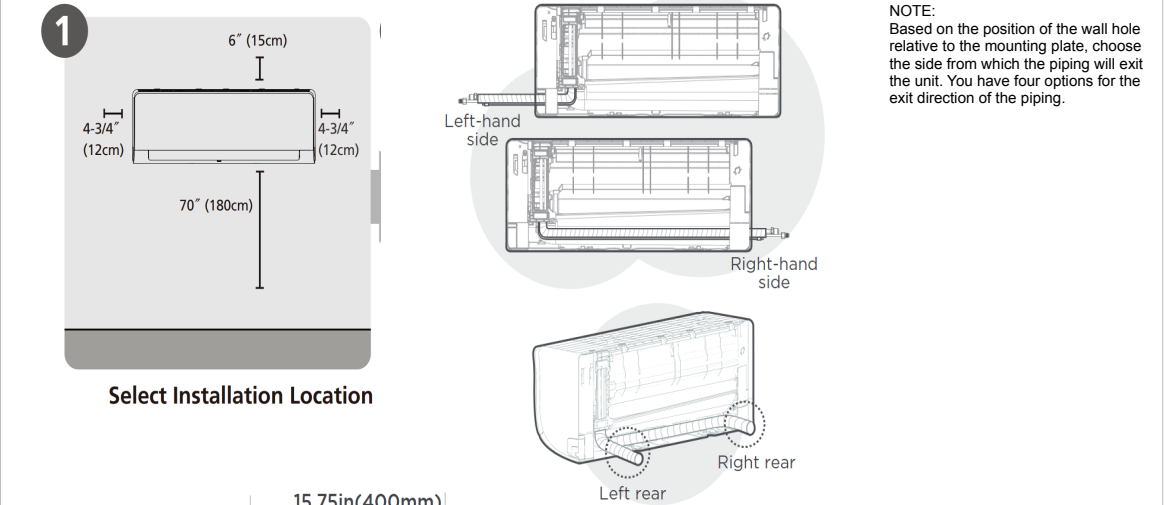


Capacity	Body Code	W(inch/mm)	D(mm/inch)	H(mm/inch)
6K~9K	A	28-3/4in /729mm	7-7/8in /200mm	11-1/2in /292mm
9K~12K	B	31-5/8in /802mm	7-7/8in /200mm	11-5/8in /295mm
18K	C	38-1/4in /971mm	9in /228mm	12-5/8in /321mm
18K~24K	D	42-5/8in /1082mm	9-1/4in /234mm	13-1/4in /337mm
30K~36K	F	49-5/8in /1259mm	11-1/8in /283mm	14-1/4in /362mm

Installation Instruction



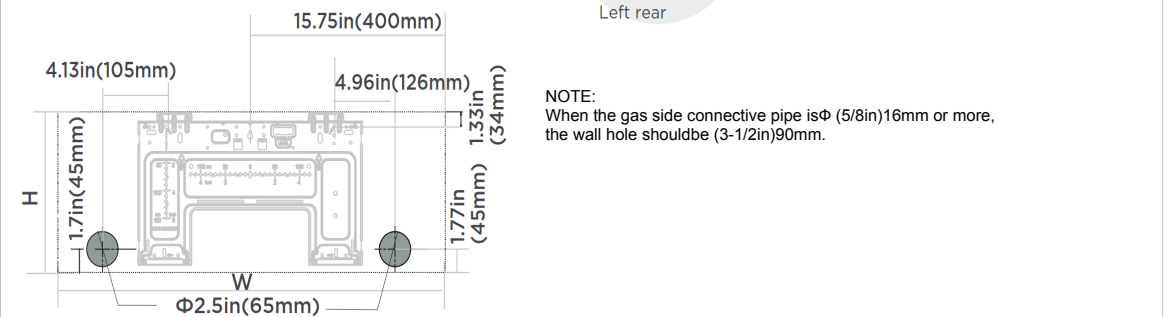
Select Installation Location



1

6" (15cm)

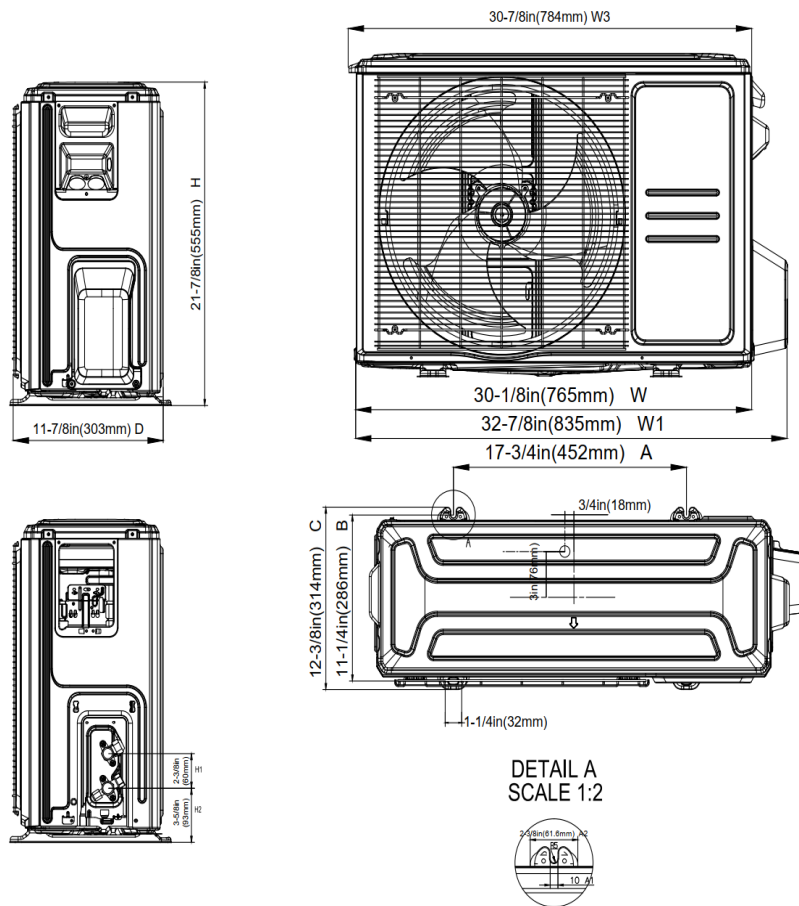
NOTE:
Based on the position of the wall hole relative to the mounting plate, choose the side from which the piping will exit the unit. You have four options for the exit direction of the piping.



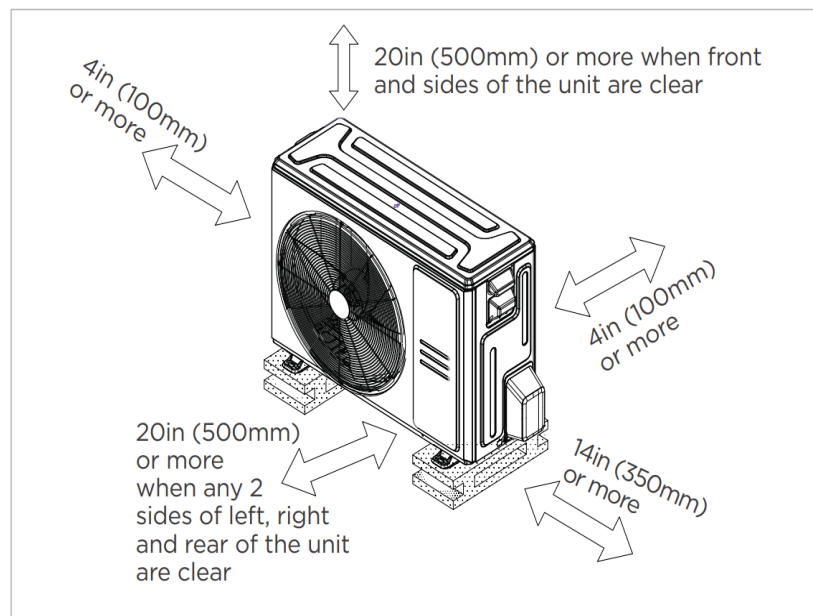
Indoor unit dimensions(WxH):
28.7in(729mm)x11.5in(293mm)

NOTE:
When the gas side connective pipe is Φ (5/8in)16mm or more,
the wall hole should be (3-1/2in)90mm.

Outdoor Unit Dimension



Installation Instruction



☒ Meets all spatial requirements shown in Installation Clearance Requirements above.

FEATURES

- Indoor unit TU1 copper coil
- Humidity control
- 1~100% fan speed setting
- WiFi capability: through WiFi dongle or wired controller with built-in WiFi
- OTA(by using WiFi dongle)
- Multiple control options available:
 - Two way communication wired controller:120N(X6)
 - Two way communication wired controller with built-in WiFi:120N(X6W)
 - Infrared wired controller: 120L
 - Wireless remote controller
 - Third-Party 24V Thermostat*

*24V interface is required.