



**Submittal Data Sheet**

**BPM12 12,000 BTU PTAC Heat Pump 3.5 kW /w remote control**

Project Name:		Approval:	
Location:		Date:	
Engineer:		Construction:	
Submitted to:		Unit #:	
Submitted by:		Drawing #:	
Reference:			

Code	22020330000061
Factory model	MWIUP-12AEN1-MJ5
Sale model	BPM12



**PERFORMANCE DATA**

Power supply	V,Hz,Ph	208-230V, 1Ph,60Hz
<b>Cooling</b>		
Capacity	Btu/h	12000/11800
Input	W	1142/1124
Current	A	5.0/5.4
EER	Btu/w	10.5
<b>Heating(Heat pump)</b>		
Capacity	Btu/h	10800/10500
Input	W	990/963
Current	A	4.3/4.6
COP	W/W	3.20

**UNIT DIMENSION**

Dimension(W*D*H) (without wall sleeve)	inch	42x21x16
Packing (W*D*H)	inch	45.1x25.2x18.9
Net/Gross weight	Kg	52.6/56.9
	lbs.	116/125.4
Loading quantity 20' /40' /40'HQ	Pieces	72/144/180

**INDOOR SIDE DATA**

Indoor side fan motor		
Model		YKT-21-6-15L
Brand		Welling
Input		37
FLA / OUTPUT	A / Wat	0.155 / 21
Capacitor	uF	1.0
Speed(Hi/Mi/Lo)	r/min	1100/1020/930
<b>Air flow &amp; Noise level</b>		
Indoor side air flow (Hi/Mi/Lo)	m3/h	658/596/525
Indoor side air flow (Hi/Mi/Lo)	CFM	387/351/309
Indoor side noise level (Hi/Mi/Lo)	dB(A)	52/51.5/51

**Compressor Electrical**

Model		ASM103N11VEZ
Type		ROTARY
Brand		GMCC
Capacity	Btu/h	3510/3560
Input	W	822/835
Rated current(RLA)	A	3.90/3.52
Locked rotor Amp(LRA)	A	27
Thermal protector		UP3-41/HPA -622
Thermal protector position		INTERNAL
Capacitor	uF	35.0
Refrigerant oil/oil charge	ml	ESTEL OIL RB68 /300
Connection wiring		12#x3
Plug type		LCDI 6-20P
Thermostat type		Electronic Control

**OUTDOOR SIDE DATA**

Outdoor side fan motor		
Model		YKT-58-4-3L
Brand		Welling
Input		87
FLA / OUTPUT	A / Wat	0.41 / 58
Capacitor	uF	3.0
Speed	r/min	1580
<b>Air flow &amp; Noise level</b>		
Outdoor side noise level	dB(A)	67/65.7/65.4

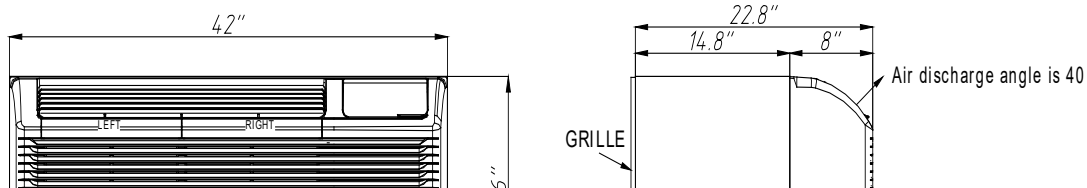
**Operation temperature**

Indoor (cooling/ heating)	℃	17-32/0-27
	℉	62 -90 /32 -80
Outdoor(cooling/heating)	℃	18-43/-5-24
	℉	64 -109 /23 -76

**SYSTEM DATA**

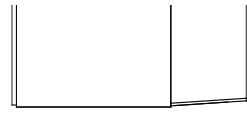
Design pressure	PSIG	540/300
Refrigerant type	oz	R410A/31.39ozs
Application area (Cooling EPA)	sq.ft	450-500
Application area (Cooling Standard)	m <sup>2</sup>	16-23

三视图(带墙套)

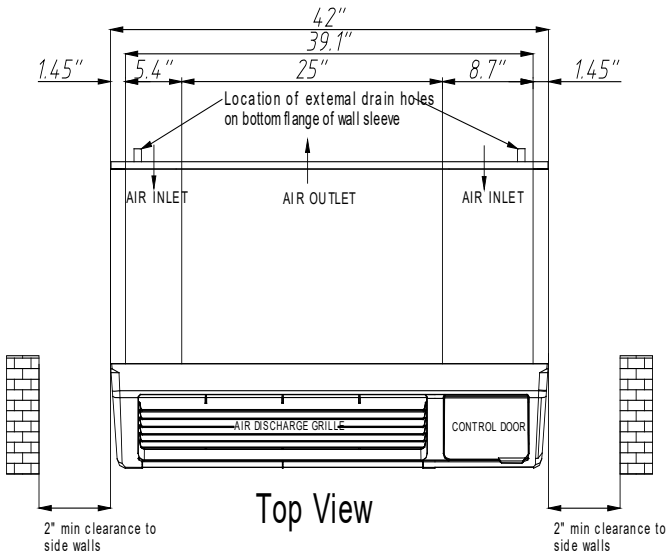




Front View



Side View



Top View