TECHNICAL MANUAL

DSZ 16 SEER
Split System Heat Pumps

- Refer to Service Manual RS6200006 for installation, operation, and troubleshooting information.
- All safety information must be followed as provided in the Service Manual.
- Refer to the appropriate Parts Catalog for part number information.
- Models listed on page 3.

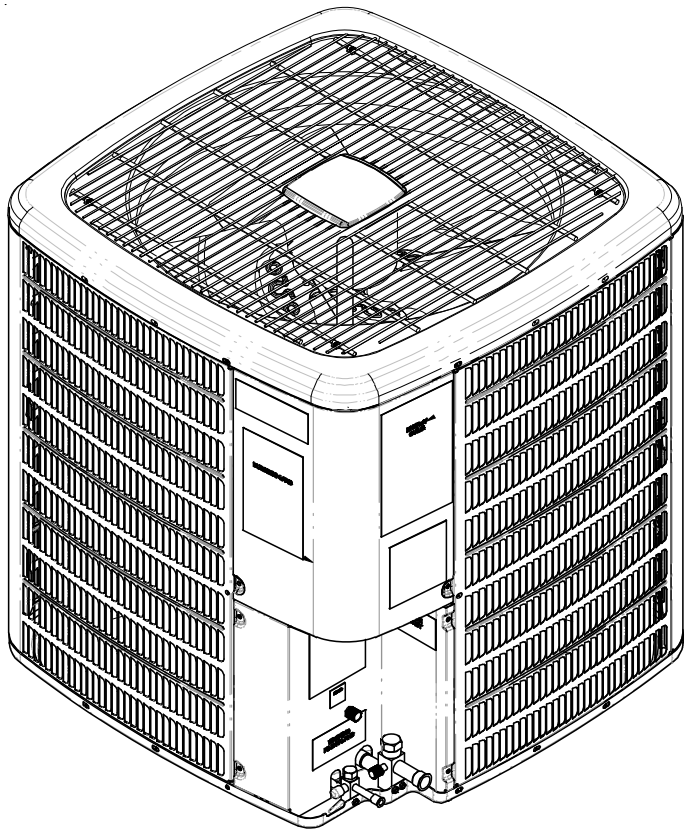

This manual is to be used by qualified, professionally trained HVAC technicians only. Goodman does not assume any responsibility for property damage or personal injury due to improper service procedures or services performed by an unqualified person.

RT6214007r2
August 2009

Copyright © 2009 Goodman Manufacturing Company, L.P.

PRODUCT IDENTIFICATION

The model number is used for positive identification of component parts used in manufacturing. Please use this number when requesting service or parts information.

D	S	Z	16	036	1	A	A

BRAND:
D: Deluxe Goodman® Brand

PRODUCT FAMILY:
S: Split System

PRODUCT TYPE:
X: Condenser R-410A
Z: Heat Pump R-410A

SEER:
SEER Rating

NOMINAL CAPACITY:
024: 2 Tons
036: 3 Tons
048: 4 Tons
060: 5 Tons

ELECTRICAL:
1: 208-230V/1ph/60Hz
3: 208-230v/3ph/60Hz
4: 460v/3ph/60Hz

MAJOR REVISION:
A: Initial Release

MINOR REVISION:
A: Initial Release

WARNING

HIGH VOLTAGE!
Disconnect ALL power before servicing or installing this unit. Multiple power sources may be present. Failure to do so may cause property damage, personal injury or death.

WARNING **Goodman will not be responsible for any injury or property damage arising from improper service or service procedures. If you install or perform service on this unit, you assume responsibility for any personal injury or property damage which may result. Many jurisdictions require a license to install or service heating and air conditioning equipment.**

WARNING **Installation and repair of this unit should be performed ONLY by individuals meeting the requirements of an "entry level technician" as specified by the Air-Conditioning, Heating, and Refrigeration Institute (AHRI). Attempting to install or repair this unit without such background may result in product damage, personal injury or death.**

PRODUCT IDENTIFICATION

The model number is used for positive identification of component parts used in manufacturing. Please use this number when requesting service or parts information.

DSZ160241A*

DSZ160361A*

DSZ160481A*

DSZ160601A*

** Indicates minor revision & is not used for order entry or inventory management*

WARNING **The United States Environmental Protection Agency ("EPA") has issued various regulations regarding the introduction and disposal of refrigerants introduced into this unit. Failure to follow these regulations may harm the environment and can lead to the imposition of substantial fines. These regulations may vary by jurisdiction. Should questions arise, contact your local EPA office.**

WARNING **Do not connect or use any device that is not design certified by Goodman for use with this unit. Serious property damage, personal injury, reduced unit performance and/or hazardous conditions may result from the use of such non-approved devices.**

WARNING **To prevent the risk of property damage, personal injury, or death, do not store combustible materials or use gasoline or other flammable liquids or vapors in the vicinity of this appliance.**

PRODUCT DESIGN

DSZ16 models are available in 2, 3, 4 and 5 ton sizes and use R-410A refrigerant. They are designed for 208/230 volt single phase applications.

The condenser air is pulled through the condenser coil by a direct drive propeller fan. This condenser air is then discharged out of the top of the cabinet.

These units are designed for free air discharge, so no additional resistance like duct work shall be attached.

The suction and liquid line connections on present models are of the sweat type for field piping with refrigerant type copper. Front seating valves are factory installed to accept the field run copper. The total refrigerant charge for a normal installation is factory installed in the condensing unit. DSZ units are charged for the matching evaporator coil and a 15 foot refrigerant line set.

Systems should be properly sized by heat gain and loss calculations made according to methods of the Air Conditioning Contractors Association (ACCA) or equivalent. It is the contractors responsibility to ensure the system has adequate capacity to heat or cool the conditioned space.

DSZ models use high-efficiency Copeland® scroll "Ultratech" compressors which are specifically desgined for R-410A refrigerant. There are a number of design characteristics which are different from the scroll compared to the traditional reciprocating compressor.

"Ultratech" Series scroll compressors with Copeland® ComfortAlert diagnostics will not have a discharge thermostat. Some of the early model scroll compressors required discharge thermostats.

Due to their design Scroll compressors are inherently more tolerant of small quantities of liquid refrigerant.

NOTE: *Even though the compressor section of a Scroll compressor is more tolerant of liquid refrigerant, continued floodback or flooded start conditions may wash oil from the bearing surfaces causing premature bearing failure.*

"Ultratech" Series scroll compressors use "POE" or polyolester oil which is **NOT** compatible with mineral oil based lubricants like 3GS. "POE" oil must be used if additional oil is required.

WARNING

To avoid possible injury, explosion or death, practice safe handling of refrigerants.

Operating pressures and amp draws may differ from standard reciprocating and/or scroll compressors. This information may be found in the "Cooling Performance Data" section.

This unit is for outdoor installation only. Refer to minimum figure for clearances from the sides of the unit to full walls and other objects.

NOTE: This unit cannot be completely enclosed. At least one side must be unrestricted.

These clearances will help avoid air recirculation. If installing two or more units at the same location, allow at least 24 inches between units. If only one side is restricted (for example, against the outside wall of a house), the unit may be placed as close as 8" to that one wall.

DO **NOT** locate the unit:

* Directly under a vent termination for a gas appliance.
* Within 3 feet of a clothes drier vent
* Where the refreezing of defrost water would create a hazard
* Where water may rise into the unit.

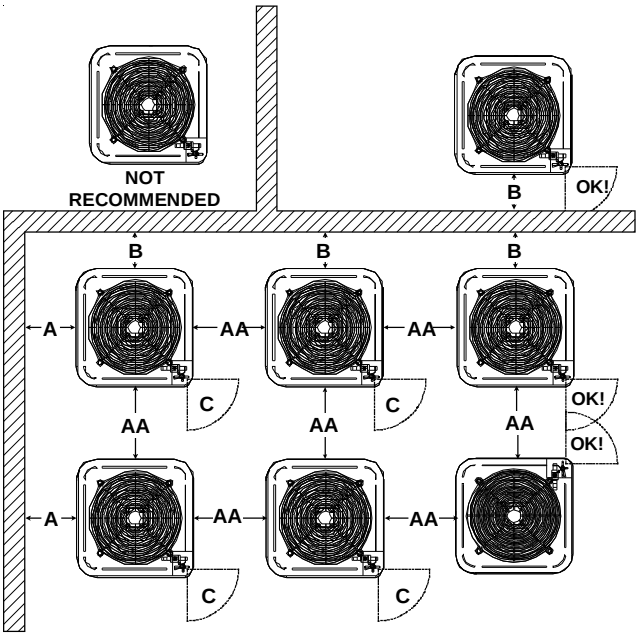

Minimum Airflow Clearance				
Model Type	**A**	**B**	**C**	**AA**
Residential	10"	10"	18"	20"
Light Commercial	12"	12"	18"	24"

Model	Dimensions - W x D x H
DSZ160241A*	29 x 29 x 38¼
DSZ160361A*	35½ x 35½ x 38¼
DSZ160481A*	35½ x 35½ x 38¼
DSZ160601A*	35½ x 35½ x 38¼

HEAT PUMP SPECIFICATIONS

DSZ160241A* - DSZ160601A*

	DSZ160241A*	DSZ160361A*	DSZ160481A*	DSZ160601A*
Cooling Capacity, BTUH	24,000	36,000	48,000	60,000
Compressor				
R.L. Amps	10.3	16.7	21.2	25.6
L.R. Amps	52.0	82.0	96.0	118.0
Low Pressure Switch				
Open	22 PSIG	22 PSIG	22 PSIG	22 PSIG
Close	50 PSIG	50 PSIG	50 PSIG	50 PSIG
High Pressure Switch				
Open	610 PSIG	610 PSIG	610 PSIG	610 PSIG
Close	420 PSIG	420 PSIG	420 PSIG	420 PSIG
Condenser Fan Motor				
Horsepower	1/6	1/6	1/6	1/6
F.L. Amps	1.0	1.0	1.0	1.0
Liquid Line, Inches O.D.*	3/8"	3/8"	3/8"	3/8"
Suction Line, Inches O.D.*	3/4"	7/8"	1-1/8"	1-1/8"
Refrigerant Charge	153.0	203.0	263.0	273.0
Power Supply	208/230-60-1	208/230-60-1	208/230-60-1	208/230-60-1
Minimum Circuit Ampacity(1)	13.9	21.9	27.5	33.0
Maximum Overcurrent Device(2)	20	35	45	50
Electrical Conduit Size				
Power Supply (Inches)	1/2 or 3/4	1/2 or 3/4	1/2 or 3/4	1/2 or 3/4
Approximate Shipping Weight	282	282	282	296

* Up to 24' in equivalent line length
(1) Wire size should be determined in accordance with National Electrical Codes; extensive wire runs will require larger wire sizes.
(2) Maximum Overcurrent Protection Device: **MUST** use Time Delay Fuse or HACR type Circuit Breaker of the same size as noted.

NOTES:

- Always check the S & R plate for electrical data on the unit being installed.
- Installer will need to supply 7/8" to 1-1/8" adapters for suction line connections (4 & 5 ton units).
- Installer will need to supply 3/4" to 7/8" adapters for suction line connections (3 ton unit).
- Unit is charged with refrigerant for 15' of 3/8" liquid line. System charge must be adjusted per Installation Instructions Final Charge Procedure.
- Installation of these units requires the specified TXV Kit to be installed on the indoor coil. THE SPECIFIED TXV IS DETERMINED BY THE OUTDOOR UNIT, NOT THE INDOOR COIL.

NOTE: This data is provided as a guide, it is important to electrically connect the unit and properly size fuses/circuit breakers and wires in accordance with all national and/or local electrical codes. Use copper wire only.

Unit specifications are subject to change without notice. **ALWAYS** refer to the unit's serial plate for the most up-to-date general and electrical information.

EXPANDED PERFORMANCE DATA

COOLING OPERATION

MODEL: DSZ160241A* / CA*F3636C6 + TXV / MBE1600**-1B ***

Design Subcooling 5 - 7°F @ the liquid service valve, AHRI 95 test conditions

			Outdoor Ambient Temperature																							
			65				75				85				95				105				115			
			Entering Indoor Wet Bulb Temperature																							
IDB*	Airflow		59	63	67	71	59	63	67	71	59	63	67	71	59	63	67	71	59	63	67	71	59	63	67	71
70	731	MBh	17.7	18.3	20.1	-	17.3	17.9	19.6	-	16.9	17.5	19.2	-	16.5	17.1	18.7	-	15.6	16.2	17.8	-	14.5	15.0	16.5	-
		S/T	0.79	0.66	0.46	-	0.82	0.68	0.47	-	0.84	0.70	0.48	-	0.86	0.72	0.50	-	0.90	0.75	0.52	-	0.90	0.76	0.52	-
		Delta T	18	15	12	-	18	15	12	-	18	15	12	-	18	15	12	-	18	15	12	-	16	14	11	-
		KW	1.06	1.09	1.12	-	1.15	1.17	1.21	-	1.22	1.25	1.29	-	1.29	1.32	1.36	-	1.34	1.37	1.42	-	1.39	1.42	1.47	-
		AMPS	4.2	4.3	4.4	-	4.5	4.6	4.8	-	4.9	5.0	5.2	-	5.2	5.3	5.5	-	5.6	5.7	5.9	-	5.9	6.0	6.2	-
		HI PR	209	225	237	-	235	252	266	-	267	287	303	-	304	327	345	-	342	368	388	-	378	406	429	-
		LO PR	113	121	132	-	120	127	139	-	124	132	144	-	131	139	152	-	137	146	159	-	142	151	164	-
	637	MBh	17.2	17.8	19.5	-	16.8	17.4	19.1	-	16.4	17.0	18.6	-	16.0	16.6	18.2	-	15.2	15.7	17.2	-	14.1	14.6	16.0	-
		S/T	0.75	0.63	0.43	-	0.78	0.65	0.45	-	0.80	0.67	0.46	-	0.82	0.69	0.48	-	0.86	0.71	0.50	-	0.86	0.72	0.50	-
		Delta T	19	16	12	-	19	16	12	-	19	16	12	-	19	16	12	-	19	16	12	-	18	15	12	-
		KW	1.06	1.08	1.11	-	1.14	1.16	1.20	-	1.21	1.24	1.28	-	1.28	1.31	1.35	-	1.33	1.36	1.41	-	1.38	1.41	1.46	-
		AMPS	4.1	4.2	4.4	-	4.5	4.6	4.7	-	4.8	5.0	5.1	-	5.2	5.3	5.5	-	5.5	5.6	5.8	-	5.8	6.0	6.2	-
		HI PR	207	223	235	-	232	250	264	-	264	284	300	-	301	324	342	-	338	364	384	-	374	402	425	-
		LO PR	112	119	130	-	118	126	138	-	123	131	143	-	129	138	150	-	136	144	157	-	140	149	163	-
	569	MBh	16.3	16.9	18.5	-	15.9	16.5	18.1	-	15.6	16.1	17.7	-	15.2	15.7	17.2	-	14.4	15.0	16.4	-	13.4	13.9	15.2	-
		S/T	0.72	0.60	0.42	-	0.75	0.62	0.43	-	0.77	0.64	0.44	-	0.79	0.66	0.46	-	0.82	0.68	0.47	-	0.83	0.69	0.48	-
		Delta T	19	16	12	-	19	17	13	-	19	17	13	-	19	17	13	-	19	17	13	-	18	15	12	-
		KW	1.04	1.06	1.10	-	1.12	1.14	1.18	-	1.19	1.22	1.26	-	1.26	1.28	1.33	-	1.31	1.34	1.38	-	1.36	1.39	1.43	-
		AMPS	4.1	4.2	4.3	-	4.4	4.5	4.6	-	4.8	4.9	5.0	-	5.1	5.2	5.4	-	5.4	5.5	5.7	-	5.7	5.9	6.1	-
		HI PR	203	218	230	-	228	245	259	-	259	278	294	-	295	317	335	-	332	357	377	-	366	394	416	-
		LO PR	110	117	128	-	116	124	135	-	121	128	140	-	127	135	147	-	133	141	154	-	137	146	160	-
75	731	MBh	18.0	18.5	20.1	21.5	17.6	18.1	19.6	21.0	17.2	17.7	19.1	20.5	16.7	**17.2**	18.7	20.0	15.9	16.4	17.7	19.0	14.7	15.2	16.4	17.6
		S/T	0.90	0.80	0.61	0.39	0.93	0.83	0.63	0.40	0.95	0.85	0.64	0.41	0.98	**0.88**	0.67	0.43	1.00	0.91	0.69	0.44	1.00	0.92	0.70	0.45
		Delta T	20	19	15	11	21	19	15	11	21	19	15	11	21	**19**	16	11	20	19	15	11	19	18	14	10
		KW	1.07	1.10	1.13	1.17	1.16	1.18	1.22	1.26	1.23	1.26	1.30	1.35	1.30	**1.33**	1.37	1.42	1.36	1.39	1.43	1.48	1.40	1.44	1.48	1.54
		AMPS	4.2	4.3	4.5	4.6	4.6	4.7	4.8	5.0	4.9	5.1	5.2	5.4	5.3	**5.4**	5.6	5.8	5.6	5.7	5.9	6.2	5.9	6.1	6.3	6.5
		HI PR	211	227	240	250	237	255	269	281	269	290	306	319	307	**330**	349	364	345	372	392	409	381	410	433	452
		LO PR	114	122	133	142	121	129	140	150	126	134	146	155	132	**140**	153	163	138	147	161	171	143	152	166	177
	637	MBh	17.5	18.0	19.5	20.9	17.1	17.6	19.0	20.4	16.7	17.2	18.6	19.9	16.3	**16.7**	18.1	19.4	15.4	15.9	17.2	18.5	14.3	14.7	15.9	17.1
		S/T	0.85	0.76	0.58	0.37	0.89	0.79	0.60	0.39	0.91	0.81	0.61	0.40	0.94	**0.84**	0.63	0.41	0.97	0.87	0.66	0.42	0.98	0.88	0.66	0.43
		Delta T	22	20	16	11	22	20	16	11	22	20	16	11	22	**20**	17	11	22	20	16	11	20	19	15	11
		KW	1.06	1.09	1.12	1.16	1.15	1.17	1.21	1.25	1.22	1.25	1.29	1.34	1.29	**1.32**	1.36	1.41	1.34	1.37	1.42	1.47	1.39	1.42	1.47	1.52
		AMPS	4.2	4.3	4.4	4.6	4.5	4.6	4.8	4.9	4.9	5.0	5.2	5.4	5.2	**5.3**	5.5	5.7	5.6	5.7	5.9	6.1	5.9	6.0	6.2	6.5
		HI PR	209	225	238	248	235	252	267	278	267	287	303	316	304	**327**	345	360	342	368	388	405	378	406	429	448
		LO PR	113	121	132	140	120	127	139	148	124	132	144	154	131	**139**	152	162	137	146	159	169	142	151	165	175
	569	MBh	16.6	17.1	18.5	19.9	16.2	16.7	18.1	19.4	15.8	16.3	17.6	18.9	15.4	**15.9**	17.2	18.5	14.7	15.1	16.3	17.5	13.6	14.0	15.1	16.3
		S/T	0.82	0.73	0.55	0.36	0.85	0.76	0.57	0.37	0.87	0.78	0.59	0.38	0.90	**0.80**	0.61	0.39	0.93	0.83	0.63	0.41	0.94	0.84	0.64	0.41
		Delta T	22	20	17	11	22	20	17	12	22	20	17	12	22	**21**	17	12	22	20	17	12	21	19	16	11
		KW	1.05	1.07	1.10	1.14	1.13	1.15	1.19	1.23	1.20	1.23	1.27	1.31	1.27	**1.29**	1.34	1.38	1.32	1.35	1.40	1.44	1.37	1.40	1.45	1.50
		AMPS	4.1	4.2	4.3	4.5	4.4	4.5	4.7	4.9	4.8	4.9	5.1	5.3	5.1	**5.3**	5.4	5.6	5.5	5.6	5.8	6.0	5.8	5.9	6.1	6.3
		HI PR	205	220	233	243	230	247	261	272	261	281	297	310	298	**320**	338	353	335	360	381	397	370	398	421	439
		LO PR	111	118	129	137	117	125	136	145	122	130	142	151	128	**136**	149	158	134	143	156	166	139	148	161	172

Shaded area is ACCA (TVA) conditions IDB: Entering Indoor Dry Bulb Temperature KW=Total system power AMPS=outdoor unit amps (comp.+fan)

High and low pressures are measured at the liquid and suction service valves.

EXPANDED PERFORMANCE DATA

COOLING OPERATION

MODEL: DSZ160241A* / CA*F3636C6 + TXV / MBE1600**-1B***

Design Subcooling 5 - 7°F @ the liquid service valve, AHRI 95 test conditions

			Outdoor Ambient Temperature																							
			65				75				85				95				105				115			
			Entering Indoor Wet Bulb Temperature																							
IDB*	Airflow		59	63	67	71	59	63	67	71	59	63	67	71	59	63	67	71	59	63	67	71	59	63	67	71
80	731	MBh	18.3	18.7	20.0	21.4	17.9	18.3	19.5	20.9	17.5	17.8	19.1	20.4	17.0	17.4	18.6	19.9	16.2	16.5	17.7	18.9	15.0	15.3	16.4	17.5
		S/T	1.00	0.92	0.75	0.56	1.00	0.95	0.78	0.58	1.00	1.00	0.80	0.60	1.00	1.00	0.82	0.61	1.00	1.00	0.85	0.64	1.00	1.00	0.86	0.64
		Delta T	23	22	19	15	22	22	19	15	22	22	19	15	21	22	19	15	20	21	19	15	19	19	18	14
		KW	1.08	1.11	1.14	1.18	1.17	1.19	1.23	1.27	1.24	1.27	1.31	1.36	1.31	1.34	1.38	1.43	1.37	1.40	1.45	1.50	1.42	1.45	1.50	1.55
		AMPS	4.3	4.4	4.5	4.7	4.6	4.7	4.9	5.0	5.0	5.1	5.3	5.5	5.3	5.4	5.6	5.8	5.7	5.8	6.0	6.2	6.0	6.1	6.3	6.6
		HI PR	213	229	242	253	239	258	272	284	272	293	309	323	310	334	352	367	349	375	396	413	385	415	438	457
		LO PR	116	123	134	143	122	130	142	151	127	135	147	157	133	142	155	165	140	149	162	173	145	154	168	179
	637	MBh	17.8	18.2	19.4	20.8	17.4	17.8	19.0	20.3	17.0	17.3	18.5	19.8	16.5	16.9	**18.1**	19.3	15.7	16.1	17.2	18.3	14.6	14.9	15.9	17.0
		S/T	0.94	0.88	0.72	0.53	0.97	0.91	0.74	0.55	1.00	0.93	0.76	0.57	1.00	0.96	**0.78**	0.59	1.00	1.00	0.81	0.61	1.00	1.00	0.82	0.61
		Delta T	24	23	20	16	24	23	20	16	24	23	20	16	24	24	**20**	16	23	23	20	16	21	21	19	15
		KW	1.07	1.10	1.13	1.17	1.16	1.18	1.22	1.26	1.23	1.26	1.30	1.35	1.30	1.33	**1.37**	1.42	1.36	1.39	1.43	1.48	1.40	1.44	1.48	1.54
		AMPS	4.2	4.3	4.5	4.6	4.6	4.7	4.8	5.0	4.9	5.1	5.2	5.4	5.3	5.4	**5.6**	5.8	5.6	5.7	5.9	6.2	5.9	6.1	6.3	6.5
		HI PR	211	227	240	250	237	255	269	281	269	290	306	319	307	330	**349**	364	345	372	392	409	381	411	433	452
		LO PR	114	122	133	142	121	129	140	150	126	134	146	155	132	140	**153**	163	138	147	161	171	143	152	166	177
	569	MBh	16.9	17.3	18.4	19.7	16.5	16.9	18.0	19.3	16.1	16.5	17.6	18.8	15.7	16.1	17.2	18.3	14.9	15.3	16.3	17.4	13.8	14.1	15.1	16.1
		S/T	0.90	0.84	0.69	0.51	0.93	0.87	0.71	0.53	0.95	0.89	0.73	0.54	0.98	0.92	0.75	0.56	1.02	0.96	0.78	0.58	1.03	0.97	0.79	0.59
		Delta T	25	23	20	16	25	24	21	17	25	24	21	17	25	24	21	17	25	24	21	16	23	22	19	15
		KW	1.06	1.08	1.11	1.15	1.14	1.16	1.20	1.24	1.21	1.24	1.28	1.32	1.28	1.31	1.35	1.40	1.33	1.36	1.41	1.46	1.38	1.41	1.46	1.51
		AMPS	4.1	4.2	4.4	4.5	4.5	4.6	4.7	4.9	4.8	5.0	5.1	5.3	5.2	5.3	5.5	5.7	5.5	5.6	5.8	6.0	5.8	6.0	6.2	6.4
		HI PR	207	223	235	245	232	250	264	275	264	284	300	313	301	324	342	356	338	364	384	401	374	402	425	443
		LO PR	112	119	130	139	118	126	138	147	123	131	143	152	129	138	150	160	136	144	157	168	140	149	163	173
85	731	MBh	18.6	19.0	19.9	21.2	18.2	18.6	19.4	20.7	17.8	18.1	19.0	20.2	17.3	17.7	18.5	19.7	16.5	16.8	17.6	18.8	15.3	15.6	16.3	17.4
		S/T	1.00	0.99	0.90	0.73	1.00	1.00	0.93	0.75	1.00	1.00	0.95	0.77	1.00	1.00	0.98	0.80	1.00	1.00	1.00	0.83	1.00	1.00	1.00	0.84
		Delta T	23	24	22	19	23	23	23	20	22	23	23	20	22	22	23	20	21	21	22	20	19	20	20	18
		KW	1.09	1.11	1.15	1.19	1.18	1.20	1.24	1.29	1.25	1.28	1.32	1.37	1.32	1.35	1.40	1.44	1.38	1.41	1.46	1.51	1.43	1.46	1.51	1.56
		AMPS	4.3	4.4	4.5	4.7	4.6	4.7	4.9	5.1	5.0	5.1	5.3	5.5	5.4	5.5	5.7	5.9	5.7	5.8	6.0	6.3	6.0	6.2	6.4	6.6
		HI PR	215	232	245	255	242	260	275	286	275	296	312	326	313	337	356	371	352	379	400	417	389	419	442	461
		LO PR	117	124	136	144	123	131	143	153	128	136	149	159	135	143	156	167	141	150	164	175	146	155	170	181
	637	MBh	18.1	18.4	19.3	20.6	17.7	18.0	18.9	20.1	17.3	17.6	18.4	19.7	16.8	17.2	18.0	19.2	16.0	16.3	17.1	18.2	14.8	15.1	15.8	16.9
		S/T	0.98	0.95	0.86	0.69	1.00	0.98	0.89	0.72	1.00	1.00	0.91	0.74	1.00	1.00	0.94	0.76	1.00	1.00	0.97	0.79	1.00	1.00	0.98	0.80
		Delta T	26	25	24	21	26	26	24	21	25	25	24	21	24	25	24	21	23	24	24	21	21	22	22	19
		KW	1.08	1.11	1.14	1.18	1.17	1.19	1.23	1.27	1.24	1.27	1.31	1.36	1.31	1.34	1.38	1.43	1.37	1.40	1.45	1.50	1.42	1.45	1.50	1.55
		AMPS	4.3	4.4	4.5	4.7	4.6	4.7	4.9	5.0	5.0	5.1	5.3	5.5	5.3	5.4	5.6	5.8	5.7	5.8	6.0	6.2	6.0	6.1	6.3	6.6
		HI PR	213	229	242	253	239	258	272	284	272	293	309	323	310	334	352	367	349	375	396	413	385	415	438	457
		LO PR	116	123	134	143	122	130	142	151	127	135	147	157	133	142	155	165	140	149	162	173	145	154	168	179
	569	MBh	17.2	17.5	18.4	19.6	16.8	17.1	17.9	19.1	16.4	16.7	17.5	18.7	16.0	16.3	17.1	18.2	15.2	15.5	16.2	17.3	14.1	14.3	15.0	16.0
		S/T	0.94	0.91	0.82	0.66	0.98	0.94	0.85	0.69	1.00	0.96	0.87	0.71	1.00	1.00	0.90	0.73	1.00	1.00	0.93	0.76	1.00	1.00	0.94	0.76
		Delta T	26.15	26	24	21	26	26	25	21	26	26	25	21	26	26	25	21	25	25	24	21	23	23	23	20
		KW	1.06	1.09	1.12	1.16	1.15	1.17	1.21	1.25	1.22	1.25	1.29	1.33	1.29	1.32	1.36	1.41	1.34	1.37	1.42	1.47	1.39	1.42	1.47	1.52
		AMPS	4.2	4.3	4.4	4.6	4.5	4.6	4.8	4.9	4.9	5.0	5.2	5.4	5.2	5.3	5.5	5.7	5.6	5.7	5.9	6.1	5.9	6.0	6.2	6.5
		HI PR	209	225	237	248	235	252	266	278	267	287	303	316	304	327	345	360	342	368	388	405	378	406	429	448
		LO PR	113	121	132	140	120	127	139	148	124	132	144	154	131	139	152	162	137	146	159	169	142	151	164	175

Shaded area is AHRI Rating Conditions IDB: Entering Indoor Dry Bulb Temperature KW=Total system power AMPS=outdoor unit amps (comp.+fan)

High and low pressures are measured at the liquid and suction service valves.

EXPANDED PERFORMANCE DATA

COOLING OPERATION

MODEL: DSZ160361A* / CA*F3743*6A* + TXV / MBE1600-1B***

Design Subcooling 5 - 7°F @ the liquid service valve, AHRI 95 test conditions

COOLING PERFORMANCE DATA

DSZ160361A*-LOW STAGE

			Outdoor Ambient Temperature																							
			65				75				85				95				105				115			
			Entering Indoor Wet Bulb Temperature																							
IDB*	Airflow		59	63	67	71	59	63	67	71	59	63	67	71	59	63	67	71	59	63	67	71	59	63	67	71
70	900	MBh	24.7	25.6	28.1	-	24.1	25.0	27.4	-	23.6	24.4	26.8	-	23.0	23.8	26.1	-	21.8	22.6	24.8	-	20.2	21.0	23.0	-
		S/T	0.75	0.62	0.43	-	0.77	0.65	0.45	-	0.79	0.66	0.46	-	0.82	0.68	0.47	-	0.85	0.71	0.49	-	0.86	0.72	0.50	-
		Delta T	19	16	12	-	19	17	13	-	19	17	13	-	19	17	13	-	19	16	12	-	18	15	12	-
		KW	1.44	1.48	1.52	-	1.56	1.59	1.64	-	1.66	1.69	1.75	-	1.74	1.78	1.84	-	1.82	1.86	1.92	-	1.88	1.93	1.99	-
		AMPS	5.8	5.9	6.1	-	6.2	6.3	6.5	-	6.7	6.9	7.1	-	7.2	7.3	7.6	-	7.6	7.8	8.0	-	8.0	8.2	8.5	-
		HI PR	207	223	236	-	233	250	265	-	265	285	301	-	302	324	343	-	339	365	385	-	375	403	426	-
		LO PR	111	118	129	-	117	124	136	-	122	129	141	-	128	136	148	-	134	142	155	-	138	147	161	-
	800	MBh	24.0	24.9	27.3	-	23.4	24.3	26.6	-	22.9	23.7	26.0	-	22.3	23.1	25.4	-	21.2	22.0	24.1	-	19.6	20.4	22.3	-
		S/T	0.71	0.59	0.41	-	0.74	0.62	0.43	-	0.76	0.63	0.44	-	0.78	0.65	0.45	-	0.81	0.68	0.47	-	0.82	0.68	0.47	-
		Delta T	20	17	13	-	20	17	13	-	20	17	13	-	20	17	13	-	20	17	13	-	18	16	12	-
		KW	1.43	1.46	1.51	-	1.54	1.58	1.63	-	1.64	1.68	1.73	-	1.73	1.77	1.83	-	1.80	1.84	1.91	-	1.87	1.91	1.97	-
		AMPS	5.7	5.8	6.0	-	6.2	6.3	6.5	-	6.7	6.8	7.0	-	7.1	7.3	7.5	-	7.5	7.7	8.0	-	8.0	8.1	8.4	-
		HI PR	205	221	233	-	230	248	262	-	262	282	298	-	299	321	339	-	336	361	382	-	371	399	422	-
		LO PR	110	117	127	-	116	123	135	-	120	128	140	-	126	135	147	-	133	141	154	-	137	146	159	-
	700	MBh	22.2	23.0	25.2	-	21.6	22.4	24.6	-	21.1	21.9	24.0	-	20.6	21.4	23.4	-	19.6	20.3	22.2	-	18.1	18.8	20.6	-
		S/T	0.69	0.57	0.40	-	0.71	0.59	0.41	-	0.73	0.61	0.42	-	0.75	0.63	0.44	-	0.78	0.65	0.45	-	0.79	0.66	0.46	-
		Delta T	20	17	13	-	20	18	13	-	20	18	13	-	20	18	13	-	20	17	13	-	19	16	12	-
		KW	1.40	1.43	1.47	-	1.51	1.54	1.59	-	1.60	1.64	1.69	-	1.69	1.72	1.78	-	1.76	1.80	1.86	-	1.82	1.86	1.92	-
		AMPS	5.6	5.7	5.9	-	6.0	6.1	6.3	-	6.5	6.6	6.8	-	6.9	7.1	7.3	-	7.3	7.5	7.7	-	7.7	7.9	8.2	-
		HI PR	199	214	226	-	224	241	254	-	254	274	289	-	290	312	329	-	326	351	370	-	360	387	409	-
		LO PR	106	113	124	-	112	120	131	-	117	124	136	-	123	131	142	-	129	137	149	-	133	141	154	-
75	900	MBh	25.1	25.9	28.0	30.1	24.6	25.3	27.4	29.4	24.0	24.7	26.7	28.7	23.4	**24.1**	26.1	28.0	22.2	22.9	24.8	26.6	20.6	21.2	22.9	24.6
		S/T	0.85	0.76	0.57	0.37	0.88	0.79	0.60	0.38	0.90	0.81	0.61	0.39	0.93	**0.83**	0.63	0.41	0.97	0.86	0.65	0.42	0.97	0.87	0.66	0.42
		Delta T	22	20	16	11	22	20	17	11	22	20	17	12	22	**20**	17	12	22	20	17	11	20	19	15	11
		KW	1.46	1.49	1.53	1.59	1.57	1.60	1.66	1.71	1.67	1.71	1.76	1.82	1.76	**1.80**	1.86	1.92	1.83	1.88	1.94	2.00	1.90	1.94	2.01	2.08
		AMPS	5.8	5.9	6.1	6.3	6.3	6.4	6.6	6.8	6.8	6.9	7.2	7.4	7.2	**7.4**	7.6	7.9	7.7	7.8	8.1	8.4	8.1	8.3	8.6	8.9
		HI PR	210	226	238	248	235	253	267	279	267	288	304	317	305	**328**	346	361	343	369	389	406	379	407	430	449
		LO PR	112	119	130	138	118	126	137	146	123	131	143	152	129	**137**	150	160	135	144	157	167	140	149	162	173
	800	MBh	24.4	25.1	27.2	29.2	23.8	24.5	26.6	28.5	23.3	24.0	25.9	27.8	22.7	**23.4**	25.3	27.2	21.6	22.2	24.0	25.8	20.0	20.6	22.3	23.9
		S/T	0.81	0.72	0.55	0.35	0.84	0.75	0.57	0.37	0.86	0.77	0.58	0.37	0.89	**0.79**	0.60	0.39	0.92	0.82	0.62	0.40	0.93	0.83	0.63	0.40
		Delta T	23	21	17	12	23	21	17	12	23	21	17	12	23	**21**	17	12	23	21	17	12	21	20	16	11
		KW	1.44	1.48	1.52	1.57	1.56	1.59	1.64	1.70	1.66	1.69	1.75	1.81	1.74	**1.78**	1.84	1.90	1.82	1.86	1.92	1.99	1.88	1.93	1.99	2.06
		AMPS	5.8	5.9	6.1	6.3	6.2	6.3	6.5	6.8	6.7	6.9	7.1	7.3	7.2	**7.3**	7.6	7.8	7.6	7.8	8.0	8.3	8.0	8.2	8.5	8.8
		HI PR	207	223	236	246	233	251	265	276	265	285	301	314	302	**325**	343	357	339	365	386	402	375	403	426	444
		LO PR	111	118	129	137	117	125	136	145	122	129	141	150	128	**136**	148	158	134	142	156	166	139	147	161	171
	700	MBh	22.5	23.2	25.1	26.9	22.0	22.7	24.5	26.3	21.5	22.1	23.9	25.7	21.0	**21.6**	23.4	25.1	19.9	20.5	22.2	23.8	18.4	19.0	20.6	22.1
		S/T	0.78	0.70	0.53	0.34	0.81	0.72	0.55	0.35	0.83	0.74	0.56	0.36	0.86	**0.77**	0.58	0.37	0.89	0.79	0.60	0.39	0.90	0.80	0.61	0.39
		Delta T	23	21	17	12	23	22	18	12	23	22	18	12	24	**22**	18	12	23	21	18	12	22	20	16	11
		KW	1.41	1.44	1.49	1.53	1.52	1.55	1.60	1.65	1.62	1.65	1.70	1.76	1.70	**1.74**	1.80	1.86	1.77	1.81	1.87	1.94	1.83	1.88	1.94	2.01
		AMPS	5.6	5.7	5.9	6.1	6.0	6.2	6.4	6.6	6.5	6.7	6.9	7.2	7.0	**7.1**	7.4	7.6	7.4	7.6	7.8	8.1	7.8	8.0	8.3	8.6
		HI PR	201	217	229	239	226	243	257	268	257	276	292	304	293	**315**	332	347	329	354	374	390	364	391	413	431
		LO PR	107	114	125	133	114	121	132	140	118	126	137	146	124	**132**	144	153	130	138	151	161	134	143	156	166

Shaded area is ACCA (TVA) conditions IDB: Entering Indoor Dry Bulb Temperature KW=Total system power AMPS=outdoor unit amps (comp.+fan)

High and low pressures are measured at the liquid and suction service valves.

EXPANDED PERFORMANCE DATA

COOLING OPERATION

MODEL: DSZ160361A* / CA*F3743*6A* + TXV / MBE1600-1B***

Design Subcooling 5 - 7°F @ the liquid service valve, AHRI 95 test conditions

			Outdoor Ambient Temperature																							
			65				75				85				95				105				115			
			Entering Indoor Wet Bulb Temperature																							
IDB*	Airflow		59	63	67	71	59	63	67	71	59	63	67	71	59	63	67	71	59	63	67	71	59	63	67	71
80	900	MBh	25.6	26.1	27.9	29.9	25.0	25.5	27.3	29.2	24.4	24.9	26.6	28.5	23.8	24.3	26.0	27.8	22.6	23.1	24.7	26.4	20.9	21.4	22.9	24.4
		S/T	0.93	0.87	0.71	0.53	0.96	0.90	0.74	0.55	1.00	0.93	0.75	0.56	1.00	0.96	0.78	0.58	1.00	1.00	0.81	0.60	1.00	1.00	0.82	0.61
		Delta T	24	23	20	16	25	24	21	16	25	24	21	16	24	24	21	17	23	24	20	16	21	22	19	15
		KW	1.47	1.50	1.55	1.60	1.58	1.62	1.67	1.73	1.68	1.72	1.78	1.84	1.77	1.81	1.87	1.94	1.85	1.89	1.95	2.02	1.92	1.96	2.02	2.09
		AMPS	5.9	6.0	6.2	6.4	6.3	6.5	6.7	6.9	6.8	7.0	7.2	7.5	7.3	7.5	7.7	8.0	7.7	7.9	8.2	8.5	8.2	8.4	8.6	9.0
		HI PR	212	228	241	251	238	256	270	282	270	291	307	320	308	331	350	365	346	372	393	410	382	412	435	453
		LO PR	113	120	131	140	119	127	139	148	124	132	144	154	130	139	151	161	137	145	159	169	141	150	164	175
	800	MBh	24.8	25.4	27.1	29.0	24.3	24.8	26.5	28.3	23.7	24.2	25.9	27.6	23.1	23.6	**25.2**	27.0	22.0	22.4	24.0	25.6	20.3	20.8	22.2	23.7
		S/T	0.89	0.83	0.68	0.51	0.92	0.86	0.70	0.52	0.94	0.88	0.72	0.54	0.97	0.91	**0.74**	0.56	1.00	0.95	0.77	0.58	1.00	0.96	0.78	0.58
		Delta T	25	24	21	17	26	25	21	17	26	25	21	17	26	25	**22**	17	25	24	21	17	23	23	20	16
		KW	1.46	1.49	1.54	1.59	1.57	1.60	1.66	1.71	1.67	1.71	1.76	1.82	1.76	1.80	**1.86**	1.92	1.83	1.88	1.94	2.00	1.90	1.94	2.01	2.08
		AMPS	5.8	5.9	6.1	6.3	6.3	6.4	6.6	6.8	6.8	6.9	7.2	7.4	7.2	7.4	**7.6**	7.9	7.7	7.8	8.1	8.4	8.1	8.3	8.6	8.9
		HI PR	210	226	238	248	235	253	267	279	267	288	304	317	305	328	**346**	361	343	369	389	406	379	407	430	449
		LO PR	112	119	130	138	118	126	137	146	123	131	143	152	129	137	**150**	160	135	144	157	167	140	149	162	173
	700	MBh	22.9	23.4	25.0	26.8	22.4	22.9	24.5	26.1	21.9	22.3	23.9	25.5	21.3	21.8	23.3	24.9	20.3	20.7	22.1	23.7	18.8	19.2	20.5	21.9
		S/T	0.86	0.80	0.65	0.49	0.89	0.83	0.68	0.51	0.91	0.85	0.69	0.52	0.94	0.88	0.72	0.54	0.97	0.91	0.74	0.56	0.98	0.92	0.75	0.56
		Delta T	26	25	21	17	26	25	22	17	26	25	22	17	26	25	22	18	26	25	22	17	24	23	20	16
		KW	1.42	1.45	1.50	1.55	1.53	1.56	1.62	1.67	1.63	1.66	1.72	1.78	1.71	1.75	1.81	1.87	1.79	1.83	1.89	1.95	1.85	1.89	1.96	2.02
		AMPS	5.7	5.8	6.0	6.2	6.1	6.2	6.4	6.7	6.6	6.8	7.0	7.2	7.0	7.2	7.4	7.7	7.5	7.6	7.9	8.2	7.9	8.1	8.3	8.6
		HI PR	203	219	231	241	228	245	259	270	259	279	295	307	295	318	336	350	332	358	378	394	367	395	417	435
		LO PR	109	115	126	134	115	122	133	142	119	127	138	147	125	133	145	155	131	140	152	162	136	144	158	168
85	900	MBh	26.0	26.5	27.8	29.7	25.4	25.9	27.2	29.0	24.8	25.3	26.5	28.3	24.2	24.7	25.9	27.6	23.0	23.5	24.6	26.2	21.3	21.7	22.8	24.3
		S/T	0.98	0.94	0.85	0.69	1.00	0.98	0.88	0.71	1.00	1.00	0.90	0.73	1.00	1.00	0.93	0.76	1.00	1.00	0.97	0.78	1.00	1.00	0.98	0.79
		Delta T	26	26	24	21	26	26	24	21	25	26	24	21	25	25	25	21	24	24	24	21	22	22	23	20
		KW	1.48	1.51	1.56	1.61	1.60	1.63	1.68	1.74	1.70	1.74	1.79	1.85	1.79	1.83	1.89	1.95	1.87	1.91	1.97	2.04	1.93	1.98	2.04	2.11
		AMPS	5.9	6.1	6.2	6.5	6.4	6.5	6.7	7.0	6.9	7.1	7.3	7.5	7.3	7.5	7.8	8.0	7.8	8.0	8.2	8.5	8.2	8.4	8.7	9.0
		HI PR	214	230	243	253	240	258	273	284	273	294	310	323	311	334	353	368	350	376	397	414	386	416	439	458
		LO PR	114	121	133	141	121	128	140	149	125	133	146	155	132	140	153	163	138	147	160	171	143	152	166	177
	800	MBh	25.3	25.8	27.0	28.8	24.7	25.2	26.4	28.1	24.1	24.6	25.7	27.5	23.5	24.0	25.1	26.8	22.3	22.8	23.8	25.4	20.7	21.1	22.1	23.6
		S/T	0.93	0.90	0.81	0.66	0.96	0.93	0.84	0.68	0.99	0.95	0.86	0.70	1.00	0.98	0.89	0.72	1.00	1.00	0.92	0.75	1.00	1.00	0.93	0.75
		Delta T	27	27	25	22	27	27	25	22	27	27	25	22	27	27	26	22	26	26	25	22	24	24	24	20
		KW	1.47	1.50	1.55	1.60	1.58	1.62	1.67	1.73	1.68	1.72	1.78	1.84	1.77	1.81	1.87	1.94	1.85	1.89	1.95	2.02	1.92	1.96	2.02	2.09
		AMPS	5.9	6.0	6.2	6.4	6.3	6.5	6.7	6.9	6.8	7.0	7.2	7.5	7.3	7.5	7.7	8.0	7.7	7.9	8.2	8.5	8.2	8.4	8.6	9.0
		HI PR	212	228	241	251	238	256	270	282	270	291	307	320	308	331	350	365	346	372	393	410	382	412	435	453
		LO PR	113	120	131	140	119	127	139	148	124	132	144	154	130	139	151	161	137	145	159	169	141	150	164	175
	700	MBh	23.3	23.8	24.9	26.6	22.8	23.2	24.3	26.0	22.2	22.7	23.8	25.3	21.7	22.1	23.2	24.7	20.6	21.0	22.0	23.5	19.1	19.5	20.4	21.8
		S/T	0.90	0.87	0.78	0.63	0.93	0.90	0.81	0.66	0.95	0.92	0.83	0.67	0.98	0.95	0.86	0.70	1.00	0.99	0.89	0.72	1.00	0.99	0.90	0.73
		Delta T	27.49	27	26	22	28	27	26	22	28	27	26	22	28	28	26	23	27	27	26	22	25	25	24	21
		KW	1.43	1.46	1.51	1.56	1.54	1.58	1.63	1.68	1.64	1.68	1.73	1.79	1.73	1.77	1.83	1.89	1.80	1.84	1.90	1.97	1.87	1.91	1.97	2.04
		AMPS	5.7	5.8	6.0	6.2	6.2	6.3	6.5	6.7	6.7	6.8	7.0	7.3	7.1	7.3	7.5	7.8	7.5	7.7	8.0	8.2	8.0	8.1	8.4	8.7
		HI PR	205	221	233	243	230	248	262	273	262	282	298	311	298	321	339	354	336	361	382	398	371	399	422	440
		LO PR	110	117	127	136	116	123	135	143	120	128	140	149	126	135	147	156	133	141	154	164	137	146	159	170

Shaded area is AHRI Rating Conditions IDB: Entering Indoor Dry Bulb Temperature KW=Total system power AMPS=outdoor unit amps (comp.+fan)

High and low pressures are measured at the liquid and suction service valves.

EXPANDED PERFORMANCE DATA

COOLING OPERATION

MODEL: DSZ160481A* / CA*F4961*6A* + TXV / MBE2000-1B***

Design Subcooling 5 - 7°F @ the liquid service valve, AHRI 95 test conditions

			Outdoor Ambient Temperature																							
			65				75				85				95				105				115			
			Entering Indoor Wet Bulb Temperature																							
IDB*	Airflow		59	63	67	71	59	63	67	71	59	63	67	71	59	63	67	71	59	63	67	71	59	63	67	71
70	1209	MBh	33.7	35.0	38.3	-	33.0	34.2	37.4	-	32.2	33.3	36.5	-	31.4	32.5	35.6	-	29.8	30.9	33.9	-	27.6	28.6	31.4	-
		S/T	0.74	0.62	0.43	-	0.77	0.64	0.45	-	0.79	0.66	0.46	-	0.81	0.68	0.47	-	0.85	0.71	0.49	-	0.85	0.71	0.49	-
		Delta T	19	16	13	-	19	17	13	-	19	17	13	-	19	17	13	-	19	17	13	-	18	15	12	-
		KW	1.96	2.00	2.07	-	2.12	2.16	2.23	-	2.25	2.30	2.38	-	2.37	2.43	2.51	-	2.48	2.53	2.62	-	2.57	2.62	2.71	-
		AMPS	7.6	7.8	8.0	-	8.2	8.4	8.7	-	8.9	9.1	9.4	-	9.5	9.7	10.1	-	10.1	10.4	10.7	-	10.7	11.0	11.3	-
		HI PR	205	220	233	-	230	247	261	-	261	281	297	-	297	320	338	-	335	360	380	-	370	398	420	-
		LO PR	109	116	126	-	115	122	134	-	120	127	139	-	126	134	146	-	132	140	153	-	136	145	158	-
	1075	MBh	32.8	34.0	37.2	-	32.0	33.2	36.3	-	31.2	32.4	35.5	-	30.5	31.6	34.6	-	28.9	30.0	32.9	-	26.8	27.8	30.4	-
		S/T	0.71	0.59	0.41	-	0.73	0.61	0.42	-	0.75	0.63	0.44	-	0.78	0.65	0.45	-	0.81	0.67	0.47	-	0.81	0.68	0.47	-
		Delta T	20	17	13	-	20	17	13	-	20	17	13	-	20	18	13	-	20	17	13	-	19	16	12	-
		KW	1.95	1.99	2.05	-	2.10	2.15	2.22	-	2.23	2.28	2.36	-	2.35	2.41	2.49	-	2.46	2.51	2.60	-	2.54	2.60	2.69	-
		AMPS	7.5	7.7	8.0	-	8.1	8.3	8.6	-	8.8	9.0	9.3	-	9.4	9.7	10.0	-	10.0	10.3	10.6	-	10.6	10.9	11.2	-
		HI PR	203	218	230	-	227	245	258	-	259	278	294	-	294	317	335	-	331	356	376	-	366	394	416	-
		LO PR	108	115	125	-	114	121	132	-	118	126	137	-	124	132	144	-	130	139	151	-	135	143	156	-
	941	MBh	30.2	31.3	34.3	-	29.5	30.6	33.5	-	28.8	29.9	32.7	-	28.1	29.1	31.9	-	26.7	27.7	30.3	-	24.7	25.7	28.1	-
		S/T	0.68	0.57	0.40	-	0.71	0.59	0.41	-	0.73	0.61	0.42	-	0.75	0.63	0.43	-	0.78	0.65	0.45	-	0.78	0.65	0.45	-
		Delta T	20	17	13	-	20	18	13	-	20	18	13	-	21	18	14	-	20	18	13	-	19	16	12	-
		KW	1.90	1.94	2.00	-	2.05	2.09	2.16	-	2.18	2.23	2.30	-	2.29	2.35	2.42	-	2.39	2.45	2.53	-	2.48	2.53	2.62	-
		AMPS	7.3	7.5	7.8	-	7.9	8.1	8.4	-	8.6	8.8	9.1	-	9.2	9.4	9.7	-	9.8	10.0	10.3	-	10.3	10.6	10.9	-
		HI PR	197	211	223	-	221	237	251	-	251	270	285	-	286	307	325	-	321	346	365	-	355	382	403	-
		LO PR	105	111	121	-	110	117	128	-	115	122	133	-	121	128	140	-	126	134	147	-	131	139	152	-
75	1209	MBh	34.3	35.3	38.2	41.0	33.5	34.5	37.3	40.1	32.7	33.7	36.5	39.1	31.9	**32.9**	35.6	38.2	30.3	31.2	33.8	36.3	28.1	28.9	31.3	33.6
		S/T	0.84	0.75	0.57	0.37	0.87	0.78	0.59	0.38	0.90	0.80	0.61	0.39	0.93	**0.83**	0.63	0.40	0.96	0.86	0.65	0.42	0.97	0.87	0.66	0.42
		Delta T	22	20	17	11	22	21	17	12	22	21	17	12	22	**21**	17	12	22	20	17	12	21	19	16	11
		KW	1.98	2.02	2.09	2.16	2.13	2.18	2.25	2.33	2.27	2.32	2.40	2.48	2.39	**2.45**	2.53	2.62	2.50	2.56	2.64	2.73	2.59	2.65	2.74	2.83
		AMPS	7.7	7.9	8.1	8.4	8.3	8.5	8.8	9.1	9.0	9.2	9.5	9.9	9.6	**9.8**	10.2	10.5	10.2	10.5	10.8	11.2	10.8	11.1	11.4	11.9
		HI PR	207	222	235	245	232	250	264	275	264	284	300	313	300	**323**	341	356	338	364	384	401	373	402	424	443
		LO PR	110	117	128	136	116	124	135	144	121	128	140	149	127	**135**	147	157	133	141	154	164	137	146	160	170
	1075	MBh	33.3	34.3	37.1	39.8	32.5	33.5	36.3	38.9	31.8	32.7	35.4	38.0	31.0	**31.9**	34.5	37.1	29.4	30.3	32.8	35.2	27.3	28.1	30.4	32.6
		S/T	0.80	0.72	0.54	0.35	0.83	0.75	0.56	0.36	0.86	0.77	0.58	0.37	0.88	**0.79**	0.60	0.38	0.92	0.82	0.62	0.40	0.92	0.83	0.63	0.40
		Delta T	23	21	17	12	23	21	18	12	23	21	18	12	23	**22**	18	12	23	21	17	12	22	20	16	11
		KW	1.96	2.00	2.07	2.14	2.12	2.16	2.23	2.31	2.25	2.30	2.38	2.46	2.37	**2.43**	2.51	2.60	2.48	2.53	2.62	2.71	2.57	2.63	2.71	2.81
		AMPS	7.6	7.8	8.0	8.3	8.2	8.4	8.7	9.0	8.9	9.1	9.4	9.8	9.5	**9.7**	10.1	10.4	10.1	10.4	10.7	11.1	10.7	11.0	11.3	11.8
		HI PR	205	220	233	243	230	247	261	272	261	281	297	310	297	**320**	338	353	335	360	380	397	370	398	420	438
		LO PR	109	116	126	135	115	122	134	142	120	127	139	148	126	**134**	146	155	132	140	153	163	136	145	158	168
	941	MBh	30.7	31.7	34.3	36.8	30.0	30.9	33.5	35.9	29.3	30.2	32.7	35.1	28.6	**29.4**	31.9	34.2	27.2	28.0	30.3	32.5	25.2	25.9	28.0	30.1
		S/T	0.78	0.69	0.53	0.34	0.80	0.72	0.54	0.35	0.82	0.74	0.56	0.36	0.85	**0.76**	0.58	0.37	0.88	0.79	0.60	0.38	0.89	0.80	0.60	0.39
		Delta T	23	21	18	12	24	22	18	12	24	22	18	12	24	**22**	18	12	23	22	18	12	22	20	17	11
		KW	1.91	1.95	2.02	2.08	2.06	2.11	2.18	2.25	2.20	2.25	2.32	2.40	2.31	**2.37**	2.45	2.53	2.41	2.47	2.55	2.64	2.50	2.56	2.64	2.74
		AMPS	7.4	7.6	7.8	8.1	8.0	8.2	8.4	8.8	8.7	8.9	9.2	9.5	9.3	**9.5**	9.8	10.2	9.8	10.1	10.4	10.8	10.4	10.7	11.0	11.4
		HI PR	199	214	226	235	223	240	253	264	253	273	288	300	289	**311**	328	342	325	349	369	385	359	386	408	425
		LO PR	106	112	123	131	112	119	130	138	116	123	135	143	122	**130**	141	151	128	136	148	158	132	140	153	163

Shaded area is ACCA (TVA) conditions IDB: Entering Indoor Dry Bulb Temperature KW=Total system power AMPS=outdoor unit amps (comp.+fan)

High and low pressures are measured at the liquid and suction service valves.

EXPANDED PERFORMANCE DATA

COOLING OPERATION

MODEL: DSZ160481A* / CA*F4961*6A* + TXV / MBE2000-1B***

Design Subcooling 5 - 7°F @ the liquid service valve, AHRI 95 test conditions

			Outdoor Ambient Temperature																							
			65				75				85				95				105				115			
			Entering Indoor Wet Bulb Temperature																							
IDB*	Airflow		59	63	67	71	59	63	67	71	59	63	67	71	59	63	67	71	59	63	67	71	59	63	67	71
80	1209	MBh	34.9	35.7	38.1	40.8	34.1	34.9	37.2	39.8	33.3	34.0	36.3	38.9	32.5	33.2	35.5	37.9	30.9	31.5	33.7	36.0	28.6	29.2	31.2	33.4
		S/T	0.93	0.87	0.71	0.53	0.96	0.90	0.73	0.55	1.00	0.92	0.75	0.56	1.00	0.95	0.78	0.58	1.00	1.00	0.80	0.60	1.00	1.00	0.81	0.61
		Delta T	25	24	20	16	25	24	21	17	25	24	21	17	25	24	21	17	23	24	21	16	22	22	19	15
		KW	1.99	2.04	2.10	2.17	2.15	2.20	2.27	2.35	2.29	2.34	2.42	2.50	2.42	2.47	2.55	2.64	2.52	2.58	2.67	2.76	2.61	2.67	2.76	2.86
		AMPS	7.7	7.9	8.2	8.5	8.4	8.6	8.8	9.2	9.1	9.3	9.6	10.0	9.7	9.9	10.3	10.6	10.3	10.6	10.9	11.3	10.9	11.2	11.6	12.0
		HI PR	209	225	237	247	234	252	266	278	266	287	303	316	303	327	345	360	341	367	388	405	377	406	429	447
		LO PR	111	118	129	137	117	125	136	145	122	130	142	151	128	136	149	158	134	143	156	166	139	148	161	172
	1075	MBh	33.9	34.6	37.0	39.6	33.1	33.8	36.2	38.6	32.3	33.0	35.3	37.7	31.5	32.2	**34.4**	36.8	30.0	30.6	32.7	35.0	27.8	28.4	30.3	32.4
		S/T	0.88	0.83	0.67	0.50	0.91	0.86	0.70	0.52	0.94	0.88	0.72	0.54	0.97	0.91	**0.74**	0.55	1.00	0.94	0.77	0.57	1.00	0.95	0.77	0.58
		Delta T	26	25	21	17	26	25	22	17	26	25	22	17	26	25	**22**	17	26	25	21	17	24	23	20	16
		KW	1.98	2.02	2.09	2.16	2.13	2.18	2.25	2.33	2.27	2.32	2.40	2.48	2.40	2.45	**2.53**	2.62	2.50	2.56	2.64	2.73	2.59	2.65	2.74	2.83
		AMPS	7.7	7.9	8.1	8.4	8.3	8.5	8.8	9.1	9.0	9.2	9.5	9.9	9.6	9.8	**10.2**	10.5	10.2	10.5	10.8	11.2	10.8	11.1	11.4	11.9
		HI PR	207	222	235	245	232	250	264	275	264	284	300	313	300	323	**341**	356	338	364	384	401	373	402	424	443
		LO PR	110	117	128	136	116	124	135	144	121	128	140	149	127	135	**147**	157	133	141	154	164	137	146	160	170
	941	MBh	31.3	32.0	34.2	36.5	30.6	31.2	33.4	35.7	29.8	30.5	32.6	34.8	29.1	29.7	31.8	34.0	27.7	28.3	30.2	32.3	25.6	26.2	28.0	29.9
		S/T	0.85	0.80	0.65	0.49	0.88	0.83	0.67	0.50	0.90	0.85	0.69	0.52	0.93	0.88	0.71	0.53	0.97	0.91	0.74	0.55	0.98	0.92	0.75	0.56
		Delta T	26	25	22	17	26	25	22	18	26	25	22	18	27	25	22	18	26	25	22	17	24	23	20	16
		KW	1.93	1.97	2.03	2.10	2.08	2.13	2.20	2.27	2.22	2.26	2.34	2.42	2.33	2.39	2.47	2.55	2.43	2.49	2.57	2.66	2.52	2.58	2.67	2.76
		AMPS	7.5	7.6	7.9	8.2	8.1	8.3	8.5	8.8	8.8	9.0	9.3	9.6	9.3	9.6	9.9	10.3	9.9	10.2	10.5	10.9	10.5	10.8	11.1	11.6
		HI PR	201	216	228	238	225	242	256	267	256	275	291	303	291	314	331	345	328	353	373	389	362	390	412	429
		LO PR	107	113	124	132	113	120	131	139	117	125	136	145	123	131	143	152	129	137	150	159	133	142	155	165
85	1209	MBh	35.5	36.2	37.9	40.5	34.7	35.4	37.0	39.5	33.9	34.5	36.2	38.6	33.1	33.7	35.3	37.6	31.4	32.0	33.5	35.8	29.1	29.6	31.1	33.1
		S/T	0.97	0.94	0.85	0.69	1.00	0.97	0.88	0.71	1.00	1.00	0.90	0.73	1.00	1.00	0.93	0.75	1.00	1.00	0.96	0.78	1.00	1.00	0.97	0.79
		Delta T	26	26	24	21	26	26	25	21	26	26	25	21	25	26	25	22	24	24	25	21	22	23	23	20
		KW	2.01	2.05	2.12	2.19	2.17	2.22	2.29	2.37	2.31	2.36	2.44	2.53	2.44	2.49	2.58	2.66	2.54	2.60	2.69	2.78	2.63	2.69	2.79	2.88
		AMPS	7.8	8.0	8.3	8.6	8.4	8.6	8.9	9.2	9.2	9.4	9.7	10.0	9.8	10.0	10.3	10.7	10.4	10.7	11.0	11.4	11.0	11.3	11.7	12.1
		HI PR	211	227	240	250	237	255	269	280	269	290	306	319	307	330	348	363	345	371	392	409	381	410	433	452
		LO PR	112	119	130	139	119	126	138	147	123	131	143	152	129	138	150	160	136	144	157	168	140	149	163	173
	1075	MBh	34.5	35.2	36.8	39.3	33.7	34.3	36.0	38.4	32.9	33.5	35.1	37.5	32.1	32.7	34.3	36.5	30.5	31.1	32.5	34.7	28.2	28.8	30.1	32.2
		S/T	0.93	0.89	0.81	0.65	0.96	0.93	0.84	0.68	0.98	0.95	0.86	0.69	1.00	0.98	0.88	0.72	1.00	1.00	0.92	0.74	1.00	1.00	0.93	0.75
		Delta T	27	27	25	22	28	27	26	22	28	27	26	22	27	27	26	22	26	27	26	22	24	25	24	21
		KW	1.99	2.04	2.10	2.17	2.15	2.20	2.27	2.35	2.29	2.34	2.42	2.50	2.42	2.47	2.55	2.64	2.52	2.58	2.67	2.76	2.61	2.67	2.76	2.86
		AMPS	7.7	7.9	8.2	8.5	8.4	8.6	8.8	9.2	9.1	9.3	9.6	10.0	9.7	9.9	10.3	10.6	10.3	10.6	10.9	11.3	10.9	11.2	11.6	12.0
		HI PR	209	225	237	247	234	252	266	278	266	287	303	316	303	327	345	360	341	367	388	405	377	406	429	447
		LO PR	111	118	129	137	117	125	136	145	122	130	142	151	128	136	149	158	134	143	156	166	139	148	161	172
	941	MBh	31.8	32.5	34.0	36.3	31.1	31.7	33.2	35.4	30.4	30.9	32.4	34.6	29.6	30.2	31.6	33.7	28.1	28.7	30.0	32.0	26.1	26.6	27.8	29.7
		S/T	0.89	0.86	0.78	0.63	0.92	0.89	0.81	0.65	0.95	0.92	0.83	0.67	0.98	0.94	0.85	0.69	1.00	0.98	0.88	0.72	1.00	0.99	0.89	0.72
		Delta T	27.77	27	26	22	28	28	26	23	28	28	26	23	28	28	26	23	28	27	26	22	25	26	24	21
		KW	1.94	1.99	2.05	2.12	2.10	2.14	2.22	2.29	2.23	2.28	2.36	2.44	2.35	2.41	2.49	2.57	2.46	2.51	2.60	2.69	2.54	2.60	2.69	2.78
		AMPS	7.5	7.7	8.0	8.3	8.1	8.3	8.6	8.9	8.8	9.0	9.3	9.7	9.4	9.7	10.0	10.3	10.0	10.3	10.6	11.0	10.6	10.9	11.2	11.7
		HI PR	203	218	230	240	227	245	258	269	258	278	294	306	294	317	335	349	331	356	376	393	366	394	416	434
		LO PR	108	115	125	133	114	121	132	141	118	126	137	146	124	132	144	154	130	139	151	161	135	143	156	167

Shaded area is AHRI Rating Conditions IDB: Entering Indoor Dry Bulb Temperature KW=Total system power AMPS=outdoor unit amps (comp.+fan)

High and low pressures are measured at the liquid and suction service valves.

EXPANDED PERFORMANCE DATA

COOLING OPERATION

MODEL: DSZ160601A* / CA*F4961*6A* + TXV / MBE2000-1B***

Design Subcooling 5 - 7°F @ the liquid service valve, AHRI 95 test conditions

			Outdoor Ambient Temperature																							
			65				75				85				95				105				115			
			Entering Indoor Wet Bulb Temperature																							
IDB*	Airflow		59	63	67	71	59	63	67	71	59	63	67	71	59	63	67	71	59	63	67	71	59	63	67	71
70	1350	MBh	39.8	41.3	45.2	-	38.9	40.3	44.2	-	38.0	39.4	43.1	-	37.0	38.4	42.1	-	35.2	36.5	40.0	-	32.6	33.8	37.0	-
		S/T	0.72	0.61	0.42	-	0.75	0.63	0.43	-	0.77	0.64	0.45	-	0.79	0.66	0.46	-	0.82	0.69	0.48	-	0.83	0.69	0.48	-
		DT	20	17	13	-	20	17	13	-	20	17	13	-	20	17	13	-	20	17	13	-	18	16	12	-
		KW	2.45	2.51	2.59	-	2.65	2.71	2.80	-	2.83	2.89	2.99	-	2.98	3.05	3.16	-	3.12	3.19	3.30	-	3.23	3.31	3.42	-
		AMPS	9.5	9.7	10.0	-	10.2	10.5	10.8	-	11.1	11.4	11.8	-	11.9	12.2	12.6	-	12.7	13.0	13.4	-	13.4	13.8	14.2	-
		HI PR	207	222	235	-	232	250	264	-	264	284	300	-	301	323	341	-	338	364	384	-	374	402	424	-
		LO PR	104	111	121	-	110	117	128	-	114	122	133	-	120	128	139	-	126	134	146	-	130	138	151	-
	1200	MBh	38.7	40.1	43.9	-	37.8	39.1	42.9	-	36.9	38.2	41.9	-	36.0	37.3	40.8	-	34.2	35.4	38.8	-	31.6	32.8	35.9	-
		S/T	0.69	0.58	0.40	-	0.72	0.60	0.41	-	0.73	0.61	0.42	-	0.76	0.63	0.44	-	0.79	0.66	0.46	-	0.79	0.66	0.46	-
		DT	20	18	13	-	21	18	14	-	21	18	14	-	21	18	14	-	21	18	14	-	19	17	13	-
		KW	2.43	2.48	2.57	-	2.63	2.69	2.78	-	2.80	2.87	2.97	-	2.96	3.03	3.13	-	3.09	3.16	3.27	-	3.20	3.28	3.39	-
		AMPS	9.4	9.6	9.9	-	10.1	10.4	10.7	-	11.0	11.3	11.7	-	11.8	12.1	12.5	-	12.6	12.9	13.3	-	13.3	13.6	14.1	-
		HI PR	205	220	233	-	230	247	261	-	261	281	297	-	298	320	338	-	335	360	380	-	370	398	420	-
		LO PR	103	110	120	-	109	116	126	-	113	120	131	-	119	126	138	-	125	133	145	-	129	137	150	-
	1050	MBh	35.7	37.0	40.5	-	34.9	36.1	39.6	-	34.0	35.3	38.6	-	33.2	34.4	37.7	-	31.5	32.7	35.8	-	29.2	30.3	33.2	-
		S/T	0.67	0.56	0.39	-	0.69	0.58	0.40	-	0.71	0.59	0.41	-	0.73	0.61	0.42	-	0.76	0.63	0.44	-	0.76	0.64	0.44	-
		DT	21	18	14	-	21	18	14	-	21	18	14	-	21	18	14	-	21	18	14	-	20	17	13	-
		KW	2.37	2.42	2.50	-	2.56	2.62	2.71	-	2.73	2.79	2.89	-	2.88	2.95	3.05	-	3.01	3.08	3.18	-	3.12	3.19	3.30	-
		AMPS	9.1	9.3	9.6	-	9.9	10.1	10.4	-	10.7	11.0	11.3	-	11.5	11.7	12.1	-	12.2	12.5	12.9	-	12.9	13.3	13.7	-
		HI PR	199	214	226	-	223	240	253	-	253	273	288	-	289	311	328	-	325	349	369	-	359	386	408	-
		LO PR	100	106	116	-	106	112	123	-	110	117	127	-	115	123	134	-	121	129	140	-	125	133	145	-
75	1350	MBh	40.5	41.7	45.1	48.4	39.6	40.7	44.1	47.3	38.6	39.8	43.0	46.2	37.7	**38.8**	42.0	45.1	35.8	36.8	39.9	42.8	33.2	34.1	36.9	39.7
		S/T	0.82	0.74	0.56	0.36	0.85	0.76	0.58	0.37	0.88	0.78	0.59	0.38	0.90	**0.81**	0.61	0.39	0.94	0.84	0.63	0.41	0.95	0.85	0.64	0.41
		DT	23	21	17	12	23	21	17	12	23	21	17	12	23	**21**	17	12	23	21	17	12	21	20	16	11
		KW	2.47	2.53	2.61	2.70	2.67	2.74	2.83	2.93	2.85	2.92	3.02	3.12	3.01	**3.08**	3.19	3.30	3.14	3.22	3.33	3.45	3.26	3.34	3.45	3.58
		AMPS	9.6	9.8	10.1	10.5	10.3	10.6	10.9	11.3	11.2	11.5	11.9	12.3	12.0	**12.3**	12.7	13.2	12.8	13.1	13.5	14.1	13.6	13.9	14.4	14.9
		HI PR	209	225	237	248	234	252	266	278	267	287	303	316	304	**327**	345	360	342	368	388	405	377	406	429	447
		LO PR	105	112	122	130	111	118	129	137	115	123	134	143	121	**129**	141	150	127	135	148	157	131	140	153	163
	1200	MBh	39.3	40.5	43.8	47.0	38.4	39.5	42.8	45.9	37.5	38.6	41.8	44.8	36.6	**37.7**	40.8	43.7	34.7	35.8	38.7	41.6	32.2	33.1	35.9	38.5
		S/T	0.79	0.70	0.53	0.34	0.81	0.73	0.55	0.35	0.83	0.75	0.57	0.36	0.86	**0.77**	0.58	0.38	0.89	0.80	0.61	0.39	0.90	0.81	0.61	0.39
		DT	24	22	18	12	24	22	18	12	24	22	18	12	24	**22**	18	13	24	22	18	12	22	20	17	12
		KW	2.45	2.51	2.59	2.68	2.65	2.71	2.80	2.90	2.83	2.89	2.99	3.10	2.98	**3.05**	3.16	3.27	3.12	3.19	3.30	3.42	3.23	3.31	3.42	3.54
		AMPS	9.5	9.7	10.0	10.4	10.2	10.5	10.8	11.2	11.1	11.4	11.8	12.2	11.9	**12.2**	12.6	13.1	12.7	13.0	13.4	13.9	13.4	13.8	14.2	14.8
		HI PR	207	223	235	245	232	250	264	275	264	284	300	313	301	**323**	342	356	338	364	384	401	374	402	425	443
		LO PR	104	111	121	129	110	117	128	136	114	122	133	141	120	**128**	139	149	126	134	146	156	130	138	151	161
	1050	MBh	36.3	37.4	40.4	43.4	35.4	36.5	39.5	42.4	34.6	35.6	38.6	41.4	33.8	**34.8**	37.6	40.4	32.1	33.0	35.7	38.4	29.7	30.6	33.1	35.5
		S/T	0.76	0.68	0.51	0.33	0.78	0.70	0.53	0.34	0.80	0.72	0.54	0.35	0.83	**0.74**	0.56	0.36	0.86	0.77	0.58	0.38	0.87	0.78	0.59	0.38
		DT	24	22	18	13	24	22	18	13	24	22	18	13	25	**23**	19	13	24	22	18	13	23	21	17	12
		KW	2.39	2.44	2.52	2.61	2.58	2.64	2.73	2.83	2.75	2.82	2.91	3.02	2.91	**2.97**	3.08	3.18	3.03	3.11	3.21	3.33	3.15	3.22	3.33	3.45
		AMPS	9.2	9.4	9.7	10.1	10.0	10.2	10.5	10.9	10.8	11.1	11.5	11.9	11.6	**11.9**	12.3	12.7	12.3	12.6	13.0	13.5	13.1	13.4	13.8	14.4
		HI PR	201	216	228	238	225	242	256	267	256	275	291	303	292	**314**	331	346	328	353	373	389	362	390	412	430
		LO PR	101	107	117	125	107	113	124	132	111	118	129	137	116	**124**	135	144	122	130	142	151	126	134	147	156

Shaded area is ACCA (TVA) conditions IDB: Entering Indoor Dry Bulb Temperature KW=Total system power AMPS=outdoor unit amps (comp.+fan)

High and low pressures are measured at the liquid and suction service valves.

EXPANDED PERFORMANCE DATA

COOLING OPERATION

MODEL: DSZ160601A* / CA*F4961*6A* + TXV / MBE2000-1B***

Design Subcooling 5 - 7°F @ the liquid service valve, AHRI 95 test conditions

			Outdoor Ambient Temperature																							
			65				75				85				95				105				115			
			Entering Indoor Wet Bulb Temperature																							
IDB*	Airflow		59	63	67	71	59	63	67	71	59	63	67	71	59	63	67	71	59	63	67	71	59	63	67	71
80	1350	MBh	41.2	42.1	45.0	48.1	40.3	41.1	44.0	47.0	39.3	40.2	42.9	45.9	38.3	39.2	41.9	44.7	36.4	37.2	39.8	42.5	33.7	34.5	36.8	39.4
		S/T	0.90	0.85	0.69	0.52	0.94	0.88	0.71	0.53	0.96	0.90	0.73	0.55	1.00	0.93	0.76	0.57	1.00	0.96	0.79	0.59	1.00	1.00	0.79	0.59
		DT	25	24	21	17	26	25	21	17	26	25	21	17	26	25	22	17	25	24	21	17	23	23	20	16
		KW	2.49	2.55	2.63	2.72	2.70	2.76	2.85	2.95	2.88	2.94	3.05	3.15	3.04	3.11	3.22	3.33	3.17	3.25	3.36	3.48	3.29	3.37	3.48	3.61
		AMPS	9.6	9.9	10.2	10.6	10.4	10.7	11.0	11.4	11.3	11.6	12.0	12.5	12.1	12.4	12.8	13.3	12.9	13.2	13.7	14.2	13.7	14.0	14.5	15.1
		HI PR	211	227	240	250	237	255	269	281	269	290	306	319	307	330	348	363	345	371	392	409	381	410	433	452
		LO PR	106	113	123	131	112	119	130	139	117	124	135	144	122	130	142	152	128	137	149	159	133	141	154	164
	1200	MBh	40.0	40.9	43.7	46.7	39.1	39.9	42.7	45.6	38.2	39.0	41.7	44.5	37.2	38.0	**40.6**	43.4	35.4	36.1	38.6	41.3	32.8	33.5	35.8	38.2
		S/T	0.86	0.81	0.66	0.49	0.89	0.84	0.68	0.51	0.92	0.86	0.70	0.52	0.94	0.89	**0.72**	0.54	0.98	0.92	0.75	0.56	0.99	0.93	0.75	0.56
		DT	26	25	22	18	27	26	22	18	27	26	22	18	27	26	**22**	18	27	25	22	18	25	24	21	17
		KW	2.47	2.53	2.61	2.70	2.67	2.74	2.83	2.93	2.85	2.92	3.02	3.12	3.01	3.08	**3.19**	3.30	3.14	3.22	3.33	3.45	3.26	3.34	3.45	3.58
		AMPS	9.6	9.8	10.1	10.5	10.3	10.6	10.9	11.3	11.2	11.5	11.9	12.3	12.0	12.3	**12.7**	13.2	12.8	13.1	13.5	14.1	13.6	13.9	14.4	14.9
		HI PR	209	225	237	248	234	252	266	278	267	287	303	316	304	327	**345**	360	342	368	388	405	377	406	429	447
		LO PR	105	112	122	130	111	118	129	137	115	123	134	143	121	129	**141**	150	127	135	148	157	131	140	153	163
	1050	MBh	36.9	37.7	40.3	43.1	36.1	36.9	39.4	42.1	35.2	36.0	38.4	41.1	34.4	35.1	37.5	40.1	32.6	33.4	35.6	38.1	30.2	30.9	33.0	35.3
		S/T	0.83	0.78	0.63	0.47	0.86	0.81	0.66	0.49	0.88	0.83	0.67	0.50	0.91	0.85	0.70	0.52	0.95	0.89	0.72	0.54	0.95	0.89	0.73	0.54
		DT	27	26	22	18	27	26	23	18	27	26	23	18	27	26	23	18	27	26	23	18	25	24	21	17
		KW	2.41	2.46	2.55	2.63	2.61	2.66	2.75	2.85	2.78	2.84	2.94	3.04	2.93	3.00	3.10	3.21	3.06	3.13	3.24	3.36	3.17	3.25	3.36	3.48
		AMPS	9.3	9.5	9.8	10.2	10.0	10.3	10.6	11.0	10.9	11.2	11.6	12.0	11.7	12.0	12.4	12.8	12.4	12.7	13.2	13.7	13.2	13.5	14.0	14.5
		HI PR	203	218	230	240	227	245	258	269	259	278	294	306	294	317	335	349	331	357	376	393	366	394	416	434
		LO PR	102	109	118	126	108	115	125	133	112	119	130	139	118	125	137	146	123	131	143	152	128	136	148	158
85	1350	MBh	41.9	42.7	44.8	47.8	41.0	41.8	43.7	46.7	40.0	40.8	42.7	45.5	39.0	39.8	41.6	44.4	37.1	37.8	39.6	42.2	34.3	35.0	36.7	39.1
		S/T	0.95	0.91	0.82	0.67	0.98	0.95	0.85	0.69	1.00	0.97	0.88	0.71	1.00	1.00	0.90	0.73	1.00	1.00	0.94	0.76	1.00	1.00	0.95	0.77
		DT	27	27	25	22	27	27	25	22	27	27	25	22	27	27	26	22	25	26	25	22	23	24	24	20
		KW	2.51	2.57	2.66	2.75	2.72	2.78	2.88	2.98	2.90	2.97	3.07	3.18	3.06	3.13	3.24	3.36	3.20	3.27	3.39	3.51	3.32	3.40	3.51	3.64
		AMPS	9.7	10.0	10.3	10.7	10.5	10.8	11.1	11.6	11.4	11.7	12.1	12.6	12.2	12.5	13.0	13.5	13.0	13.4	13.8	14.3	13.8	14.2	14.6	15.2
		HI PR	213	229	242	253	239	257	272	283	272	293	309	322	310	333	352	367	348	375	396	413	385	414	437	456
		LO PR	107	114	125	133	113	121	132	140	118	125	137	146	124	132	144	153	130	138	151	160	134	143	156	166
	1200	MBh	40.7	41.5	43.5	46.4	39.8	40.5	42.5	45.3	38.8	39.6	41.4	44.2	37.9	38.6	40.4	43.1	36.0	36.7	38.4	41.0	33.3	34.0	35.6	38.0
		S/T	0.90	0.87	0.79	0.64	0.94	0.90	0.82	0.66	0.96	0.93	0.84	0.68	0.99	0.96	0.86	0.70	1.00	0.99	0.90	0.73	1.00	1.00	0.90	0.73
		DT	28	28	26	23	29	28	27	23	29	28	27	23	29	28	27	23	28	28	26	23	26	26	25	21
		KW	2.49	2.55	2.63	2.72	2.70	2.76	2.85	2.95	2.88	2.94	3.05	3.15	3.04	3.11	3.22	3.33	3.17	3.25	3.36	3.48	3.29	3.37	3.48	3.61
		AMPS	9.6	9.9	10.2	10.6	10.4	10.7	11.0	11.4	11.3	11.6	12.0	12.5	12.1	12.4	12.8	13.3	12.9	13.2	13.7	14.2	13.7	14.0	14.5	15.1
		HI PR	211	227	240	250	237	255	269	281	269	290	306	319	307	330	348	363	345	371	392	409	381	410	433	452
		LO PR	106	113	123	131	112	119	130	139	117	124	135	144	122	130	142	152	128	137	149	159	133	141	154	164
	1050	MBh	37.6	38.3	40.1	42.8	36.7	37.4	39.2	41.8	35.8	36.5	38.3	40.8	35.0	35.6	37.3	39.8	33.2	33.9	35.5	37.8	30.8	31.4	32.8	35.0
		S/T	0.87	0.84	0.76	0.62	0.90	0.87	0.79	0.64	0.93	0.89	0.81	0.65	0.96	0.92	0.83	0.67	0.99	0.96	0.86	0.70	1.00	0.96	0.87	0.71
		DT	28.66	28	27	23	29	29	27	23	29	29	27	23	29	29	27	24	29	28	27	23	27	26	25	22
		KW	2.43	2.48	2.57	2.65	2.63	2.69	2.78	2.87	2.80	2.87	2.97	3.07	2.96	3.03	3.13	3.24	3.09	3.16	3.27	3.39	3.20	3.28	3.39	3.51
		AMPS	9.4	9.6	9.9	10.3	10.1	10.4	10.7	11.1	11.0	11.3	11.7	12.1	11.8	12.1	12.5	13.0	12.5	12.9	13.3	13.8	13.3	13.6	14.1	14.6
		HI PR	205	220	233	243	230	247	261	272	261	281	297	310	297	320	338	353	335	360	380	397	370	398	420	438
		LO PR	103	110	120	127	109	116	126	135	113	120	131	140	119	126	138	147	125	132	145	154	129	137	150	159

Shaded area is AHRI Rating Conditions IDB: Entering Indoor Dry Bulb Temperature KW=Total system power AMPS=outdoor unit amps (comp.+fan)

High and low pressures are measured at the liquid and suction service valves.

EXPANDED PERFORMANCE DATA

COOLING OPERATION

MODEL: DSZ160241A* / CA*F3636C6 + TXV / MBE1600**-1B*** **Design Subcooling 5 - 7 °F @ the liquid service valve, AHRI 95 test conditions**

			Outdoor Ambient Temperature																							
			65				75				85				95				105				115			
			Entering Indoor Wet Bulb Temperature																							
IDB*	Airflow		59	63	67	71	59	63	67	71	59	63	67	71	59	63	67	71	59	63	67	71	59	63	67	71
70	984	MBh	23.5	24.4	26.7	-	23.0	23.8	26.1	-	22.4	23.2	25.5	-	21.9	22.7	24.8	-	20.8	21.5	23.6	-	19.3	20.0	21.9	-
		S/T	0.80	0.66	0.46	-	0.82	0.69	0.48	-	0.85	0.71	0.49	-	0.87	0.73	0.51	-	0.91	0.76	0.52	-	0.91	0.76	0.53	-
		Delta T	17	15	11	-	18	15	12	-	18	15	12	-	18	15	12	-	18	15	12	-	16	14	11	-
		KW	1.56	1.60	1.65	-	1.68	1.72	1.78	-	1.79	1.83	1.90	-	1.89	1.93	2.00	-	1.97	2.02	2.09	-	2.04	2.09	2.16	-
		AMPS	6.0	6.1	6.3	-	6.5	6.6	6.8	-	7.0	7.2	7.4	-	7.5	7.7	7.9	-	8.0	8.2	8.5	-	8.5	8.7	9.0	-
		HI PR	223	240	253	-	250	269	284	-	284	306	323	-	324	349	368	-	365	392	414	-	403	433	458	-
		LO PR	111	118	129	-	117	125	136	-	122	130	142	-	128	136	149	-	134	143	156	-	139	148	161	-
	875	MBh	22.8	23.7	25.9	-	22.3	23.1	25.3	-	21.8	22.6	24.7	-	21.2	22.0	24.1	-	20.2	20.9	22.9	-	18.7	19.4	21.2	-
		S/T	0.76	0.63	0.44	-	0.79	0.66	0.46	-	0.81	0.67	0.47	-	0.83	0.70	0.48	-	0.86	0.72	0.50	-	0.87	0.73	0.50	-
		Delta T	18	16	12	-	18	16	12	-	18	16	12	-	19	16	12	-	18	16	12	-	17	15	11	-
		KW	1.55	1.58	1.63	-	1.67	1.71	1.76	-	1.78	1.82	1.88	-	1.87	1.92	1.98	-	1.96	2.00	2.07	-	2.03	2.07	2.14	-
		AMPS	5.9	6.1	6.3	-	6.4	6.6	6.8	-	7.0	7.1	7.4	-	7.4	7.6	7.9	-	7.9	8.1	8.4	-	8.4	8.6	8.9	-
		HI PR	221	238	251	-	248	267	281	-	282	303	320	-	321	345	365	-	361	388	410	-	399	429	453	-
		LO PR	110	117	128	-	116	124	135	-	121	128	140	-	127	135	147	-	133	141	154	-	137	146	160	-
	766	MBh	21.1	21.8	23.9	-	20.6	21.3	23.4	-	20.1	20.8	22.8	-	19.6	20.3	22.3	-	18.6	19.3	21.1	-	17.3	17.9	19.6	-
		S/T	0.73	0.61	0.42	-	0.76	0.63	0.44	-	0.78	0.65	0.45	-	0.80	0.67	0.46	-	0.83	0.70	0.48	-	0.84	0.70	0.49	-
		Delta T	19	16	12	-	19	16	12	-	19	16	12	-	19	16	12	-	19	16	12	-	17	15	11	-
		KW	1.51	1.54	1.59	-	1.63	1.67	1.72	-	1.73	1.77	1.83	-	1.83	1.87	1.93	-	1.91	1.95	2.01	-	1.97	2.02	2.09	-
		AMPS	5.8	5.9	6.1	-	6.2	6.4	6.6	-	6.8	6.9	7.2	-	7.2	7.4	7.6	-	7.7	7.9	8.1	-	8.1	8.3	8.6	-
		HI PR	214	230	243	-	240	259	273	-	273	294	310	-	311	335	354	-	350	377	398	-	387	416	440	-
		LO PR	107	113	124	-	113	120	131	-	117	125	136	-	123	131	143	-	129	137	150	-	133	142	155	-
75	984	MBh	23.9	24.6	26.7	28.6	23.4	24.1	26.0	27.9	22.8	23.5	25.4	27.3	22.2	**22.9**	24.8	26.6	21.1	21.8	23.6	25.3	19.6	20.2	21.8	23.4
		S/T	0.90	0.81	0.61	0.39	0.94	0.84	0.63	0.41	0.96	0.86	0.65	0.42	0.99	**0.89**	0.67	0.43	1.00	0.92	0.70	0.45	1.00	0.93	0.70	0.45
		Delta T	20	19	15	11	20	19	15	11	20	19	15	11	21	**19**	16	11	20	19	15	11	18	17	14	10
		KW	1.57	1.61	1.66	1.72	1.70	1.74	1.79	1.85	1.81	1.85	1.91	1.98	1.91	**1.95**	2.02	2.08	1.99	2.03	2.10	2.18	2.06	2.11	2.18	2.26
		AMPS	6.0	6.2	6.4	6.6	6.5	6.7	6.9	7.2	7.1	7.3	7.5	7.8	7.6	**7.8**	8.0	8.3	8.1	8.3	8.5	8.9	8.5	8.7	9.0	9.4
		HI PR	225	242	256	267	253	272	287	300	287	309	327	341	327	**352**	372	388	368	396	418	436	407	438	462	482
		LO PR	112	119	130	139	119	126	138	147	123	131	143	152	129	**138**	150	160	136	144	157	168	140	149	163	173
	875	MBh	23.2	23.9	25.9	27.8	22.7	23.4	25.3	27.1	22.1	22.8	24.7	26.5	21.6	**22.2**	24.1	25.8	20.5	21.1	22.9	24.5	19.0	19.6	21.2	22.7
		S/T	0.86	0.77	0.58	0.38	0.89	0.80	0.61	0.39	0.92	0.82	0.62	0.40	0.95	**0.85**	0.64	0.41	0.98	0.88	0.67	0.43	0.99	0.89	0.67	0.43
		Delta T	21	19	16	11	21	20	16	11	21	20	16	11	21	**20**	16	11	21	20	16	11	20	18	15	10
		KW	1.56	1.60	1.65	1.70	1.68	1.72	1.78	1.84	1.79	1.83	1.90	1.96	1.89	**1.93**	2.00	2.07	1.97	2.02	2.09	2.16	2.04	2.09	2.16	2.24
		AMPS	6.0	6.1	6.3	6.6	6.5	6.6	6.8	7.1	7.0	7.2	7.4	7.7	7.5	**7.7**	7.9	8.2	8.0	8.2	8.5	8.8	8.5	8.7	9.0	9.3
		HI PR	223	240	253	264	250	269	284	297	285	306	323	337	324	**349**	368	384	365	392	414	432	403	434	458	477
		LO PR	111	118	129	137	117	125	136	145	122	130	142	151	128	**136**	149	158	134	143	156	166	139	148	161	172
	766	MBh	21.4	22.1	23.9	25.6	20.9	21.6	23.3	25.0	20.4	21.0	22.8	24.4	19.9	**20.5**	22.2	23.8	18.9	19.5	21.1	22.7	17.5	18.1	19.6	21.0
		S/T	0.83	0.74	0.56	0.36	0.86	0.77	0.58	0.38	0.88	0.79	0.60	0.39	0.91	**0.82**	0.62	0.40	0.95	0.85	0.64	0.41	0.96	0.85	0.65	0.42
		Delta T	21	20	16	11	22	20	16	11	22	20	16	11	22	**20**	16	11	22	20	16	11	20	19	15	10
		KW	1.52	1.56	1.61	1.66	1.64	1.68	1.73	1.79	1.75	1.79	1.85	1.91	1.84	**1.88**	1.95	2.01	1.92	1.97	2.03	2.10	1.99	2.04	2.10	2.18
		AMPS	5.8	6.0	6.2	6.4	6.3	6.4	6.6	6.9	6.8	7.0	7.2	7.5	7.3	**7.5**	7.7	8.0	7.8	8.0	8.2	8.5	8.2	8.4	8.7	9.0
		HI PR	216	233	246	256	243	261	276	288	276	297	314	327	314	**338**	357	373	354	381	402	419	391	421	444	463
		LO PR	108	115	125	133	114	121	132	141	118	126	137	146	124	**132**	144	154	130	139	151	161	135	143	156	167

Shaded area is ACCA (TVA) conditions IDB: Entering Indoor Dry Bulb Temperature KW=Total system power AMPS=outdoor unit amps (comp.+fan)

High and low pressures are measured at the liquid and suction service valves.

EXPANDED PERFORMANCE DATA

COOLING OPERATION

MODEL: DSZ160241A* / CA*F3636C6 + TXV / MBE1600**-1B*** **Design Subcooling 5 - 7 °F @ the liquid service valve, AHRI 95 test conditions**

			Outdoor Ambient Temperature																							
			65				75				85				95				105				115			
			Entering Indoor Wet Bulb Temperature																							
IDB*	Airflow		59	63	67	71	59	63	67	71	59	63	67	71	59	63	67	71	59	63	67	71	59	63	67	71
80	984	MBh	24.3	24.9	26.6	28.4	23.8	24.3	26.0	27.7	23.2	23.7	25.3	27.1	22.6	23.1	24.7	26.4	21.5	22.0	23.5	25.1	19.9	20.4	21.8	23.3
		S/T	1.00	0.93	0.76	0.57	1.00	0.96	0.79	0.59	1.00	1.00	0.81	0.60	1.00	1.00	0.83	0.62	1.00	1.00	0.86	0.64	1.00	1.00	0.87	0.65
		Delta T	23	22	19	15	22	22	19	15	22	22	19	15	21	22	19	15	20	21	19	15	19	19	18	14
		KW	1.59	1.62	1.67	1.73	1.71	1.75	1.81	1.87	1.82	1.87	1.93	1.99	1.92	1.97	2.03	2.10	2.01	2.05	2.12	2.20	2.08	2.13	2.20	2.28
		AMPS	6.1	6.2	6.4	6.7	6.6	6.7	7.0	7.2	7.1	7.3	7.6	7.9	7.6	7.8	8.1	8.4	8.1	8.3	8.6	8.9	8.6	8.8	9.1	9.5
		HI PR	227	245	258	270	255	275	290	303	290	312	330	344	331	356	376	392	372	400	423	441	411	442	467	487
		LO PR	113	121	132	140	120	127	139	148	124	132	145	154	131	139	152	162	137	146	159	169	142	151	165	175
	875	MBh	23.6	24.1	25.8	27.6	23.1	23.6	25.2	26.9	22.5	23.0	24.6	26.3	22.0	22.5	**24.0**	25.7	20.9	21.3	22.8	24.4	19.3	19.8	21.1	22.6
		S/T	0.95	0.89	0.72	0.54	0.98	0.92	0.75	0.56	1.00	0.94	0.77	0.57	1.00	0.97	**0.79**	0.59	1.00	1.00	0.82	0.61	1.00	1.00	0.83	0.62
		Delta T	24	23	20	16	24	23	20	16	24	23	20	16	23	23	**20**	16	22	22	20	16	20	21	18	15
		KW	1.57	1.61	1.66	1.72	1.70	1.74	1.79	1.85	1.81	1.85	1.91	1.98	1.91	1.95	**2.02**	2.08	1.99	2.03	2.10	2.18	2.06	2.11	2.18	2.26
		AMPS	6.0	6.2	6.4	6.6	6.5	6.7	6.9	7.2	7.1	7.3	7.5	7.8	7.6	7.8	**8.0**	8.3	8.1	8.3	8.5	8.9	8.5	8.7	9.0	9.4
		HI PR	225	242	256	267	253	272	287	300	287	309	327	341	327	352	**372**	388	368	396	419	436	407	438	462	482
		LO PR	112	119	130	139	119	126	138	147	123	131	143	152	129	138	**150**	160	136	144	158	168	140	149	163	174
	766	MBh	21.8	22.3	23.8	25.5	21.3	21.8	23.3	24.9	20.8	21.3	22.7	24.3	20.3	20.7	22.2	23.7	19.3	19.7	21.0	22.5	17.9	18.2	19.5	20.8
		S/T	0.91	0.86	0.70	0.52	0.95	0.89	0.72	0.54	0.97	0.91	0.74	0.55	1.00	0.94	0.76	0.57	1.04	0.97	0.79	0.59	1.05	0.98	0.80	0.60
		Delta T	24	23	20	16	24	23	20	16	24	23	20	16	24	23	20	16	24	23	20	16	22	22	19	15
		KW	1.54	1.57	1.62	1.67	1.66	1.69	1.75	1.81	1.76	1.80	1.86	1.93	1.86	1.90	1.96	2.03	1.94	1.98	2.05	2.12	2.01	2.05	2.12	2.20
		AMPS	5.9	6.0	6.2	6.4	6.3	6.5	6.7	7.0	6.9	7.1	7.3	7.6	7.4	7.5	7.8	8.1	7.8	8.0	8.3	8.6	8.3	8.5	8.8	9.1
		HI PR	218	235	248	259	245	264	279	291	279	300	317	330	318	342	361	376	357	384	406	423	395	425	449	468
		LO PR	109	116	126	135	115	122	134	142	120	127	139	148	126	134	146	155	132	140	153	163	136	145	158	168
85	984	MBh	24.8	25.2	26.4	28.2	24.2	24.7	25.8	27.6	23.6	24.1	25.2	26.9	23.0	23.5	24.6	26.2	21.9	22.3	23.4	24.9	20.3	20.7	21.6	23.1
		S/T	1.00	1.00	0.91	0.74	1.00	1.00	0.94	0.76	1.00	1.00	0.96	0.78	1.00	1.00	0.99	0.81	1.00	1.00	1.00	0.84	1.00	1.00	1.00	0.84
		Delta T	23	24	22	19	23	23	23	20	22	22	23	20	22	22	23	20	20	21	22	19	19	19	20	18
		KW	1.60	1.64	1.69	1.74	1.73	1.77	1.82	1.89	1.84	1.88	1.94	2.01	1.94	1.98	2.05	2.12	2.02	2.07	2.14	2.21	2.10	2.14	2.22	2.30
		AMPS	6.1	6.3	6.5	6.7	6.6	6.8	7.0	7.3	7.2	7.4	7.6	7.9	7.7	7.9	8.2	8.5	8.2	8.4	8.7	9.0	8.7	8.9	9.2	9.6
		HI PR	230	247	261	272	258	277	293	306	293	316	333	348	334	359	379	396	376	404	427	445	415	447	472	492
		LO PR	114	122	133	142	121	129	140	150	126	134	146	155	132	140	153	163	138	147	161	171	143	152	166	177
	875	MBh	24.0	24.5	25.7	27.4	23.5	23.9	25.1	26.8	22.9	23.4	24.5	26.1	22.4	22.8	23.9	25.5	21.2	21.7	22.7	24.2	19.7	20.1	21.0	22.4
		S/T	0.99	0.96	0.86	0.70	1.00	0.99	0.90	0.73	1.00	1.00	0.92	0.74	1.00	1.00	0.95	0.77	1.00	1.00	0.98	0.80	1.00	1.00	0.99	0.80
		Delta T	25	25	23	20	25	25	24	20	24	25	24	20	24	24	24	21	22	23	23	20	21	21	22	19
		KW	1.59	1.62	1.67	1.73	1.71	1.75	1.81	1.87	1.82	1.87	1.93	1.99	1.92	1.97	2.03	2.10	2.01	2.05	2.12	2.20	2.08	2.13	2.20	2.28
		AMPS	6.1	6.2	6.4	6.7	6.6	6.7	7.0	7.2	7.1	7.3	7.6	7.9	7.6	7.8	8.1	8.4	8.1	8.3	8.6	8.9	8.6	8.8	9.1	9.5
		HI PR	227	245	258	270	255	275	290	303	290	312	330	344	331	356	376	392	372	400	423	441	411	442	467	487
		LO PR	113	121	132	140	120	127	139	148	124	132	145	154	131	139	152	162	137	146	159	169	142	151	165	175
	766	MBh	22.2	22.6	23.7	25.3	21.7	22.1	23.1	24.7	21.2	21.6	22.6	24.1	20.6	21.0	22.0	23.5	19.6	20.0	20.9	22.3	18.2	18.5	19.4	20.7
		S/T	0.96	0.92	0.83	0.68	0.99	0.96	0.86	0.70	1.00	0.98	0.89	0.72	1.00	1.00	0.91	0.74	1.00	1.00	0.95	0.77	1.00	1.00	0.96	0.78
		Delta T	25	25	24	21	26	25	24	21	25	25	24	21	25	25	24	21	24	24	24	21	22	22	22	19
		KW	1.55	1.58	1.63	1.69	1.67	1.71	1.76	1.82	1.78	1.82	1.88	1.94	1.87	1.92	1.98	2.05	1.95	2.00	2.07	2.14	2.02	2.07	2.14	2.22
		AMPS	5.9	6.1	6.3	6.5	6.4	6.6	6.8	7.0	7.0	7.1	7.4	7.6	7.4	7.6	7.9	8.2	7.9	8.1	8.4	8.7	8.4	8.6	8.9	9.2
		HI PR	221	237	251	262	248	266	281	293	282	303	320	334	321	345	364	380	361	388	410	428	399	429	453	472
		LO PR	110	117	128	136	116	124	135	144	121	128	140	149	127	135	147	157	133	141	154	164	137	146	160	170

Shaded area is AHRI Rating Conditions IDB: Entering Indoor Dry Bulb Temperature KW=Total system power AMPS=outdoor unit amps (comp.+fan)

High and low pressures are measured at the liquid and suction service valves.

EXPANDED PERFORMANCE DATA

COOLING OPERATION

MODEL: DSZ160361A* / CA*F3743*6A* + TXV / MBE1600-1B***

Design Subcooling 5 - 7 °F @ the liquid service valve, AHRI 95 test conditions

			Outdoor Ambient Temperature																							
			65				75				85				95				105				115			
			Entering Indoor Wet Bulb Temperature																							
IDB	Airflow		59	63	67	71	59	63	67	71	59	63	67	71	59	63	67	71	59	63	67	71	59	63	67	71
70	1294	MBh	33.9	35.1	38.5	-	33.1	34.3	37.6	-	32.3	33.5	36.7	-	31.5	32.7	35.8	-	30.0	31.1	34.0	-	27.8	28.8	31.5	-
		S/T	0.74	0.62	0.43	-	0.76	0.64	0.44	-	0.78	0.65	0.45	-	0.81	0.67	0.47	-	0.84	0.70	0.49	-	0.85	0.71	0.49	-
		Delta T	18	15	12	-	18	16	12	-	18	16	12	-	18	16	12	-	18	15	12	-	17	14	11	-
		KW	2.16	2.20	2.27	-	2.33	2.38	2.46	-	2.48	2.53	2.62	-	2.61	2.67	2.76	-	2.72	2.78	2.88	-	2.82	2.88	2.98	-
		AMPS	8.3	8.5	8.8	-	9.0	9.2	9.5	-	9.7	10.0	10.3	-	10.4	10.7	11.0	-	11.1	11.3	11.7	-	11.7	12.0	12.4	-
		HI PR	220	237	250	-	247	266	280	-	281	302	319	-	320	344	363	-	360	387	409	-	397	428	452	-
		LO PR	108	114	125	-	114	121	132	-	118	126	137	-	124	132	144	-	130	138	151	-	135	143	156	-
	1150	MBh	32.9	34.1	37.4	-	32.2	33.3	36.5	-	31.4	32.5	35.6	-	30.6	31.7	34.8	-	29.1	30.2	33.0	-	26.9	27.9	30.6	-
		S/T	0.70	0.59	0.41	-	0.73	0.61	0.42	-	0.75	0.62	0.43	-	0.77	0.64	0.45	-	0.80	0.67	0.46	-	0.81	0.67	0.47	-
		Delta T	18	16	12	-	19	16	12	-	19	16	12	-	19	16	12	-	19	16	12	-	17	15	11	-
		KW	2.14	2.19	2.26	-	2.31	2.36	2.44	-	2.46	2.51	2.59	-	2.59	2.65	2.73	-	2.70	2.76	2.85	-	2.79	2.86	2.95	-
		AMPS	8.2	8.4	8.7	-	8.9	9.1	9.4	-	9.7	9.9	10.2	-	10.3	10.6	10.9	-	11.0	11.2	11.6	-	11.6	11.9	12.3	-
		HI PR	218	234	247	-	244	263	278	-	278	299	316	-	317	341	360	-	356	383	405	-	393	423	447	-
		LO PR	107	113	124	-	113	120	131	-	117	124	136	-	123	131	143	-	129	137	150	-	133	142	155	-
	1006	MBh	30.4	31.5	34.5	-	29.7	30.8	33.7	-	29.0	30.0	32.9	-	28.3	29.3	32.1	-	26.9	27.8	30.5	-	24.9	25.8	28.2	-
		S/T	0.68	0.57	0.39	-	0.70	0.59	0.41	-	0.72	0.60	0.42	-	0.74	0.62	0.43	-	0.77	0.64	0.45	-	0.78	0.65	0.45	-
		Delta T	19	16	12	-	19	16	13	-	19	16	13	-	19	17	13	-	19	16	12	-	18	15	12	-
		KW	2.09	2.13	2.20	-	2.25	2.30	2.37	-	2.39	2.45	2.53	-	2.52	2.58	2.66	-	2.63	2.69	2.78	-	2.72	2.78	2.88	-
		AMPS	8.0	8.2	8.5	-	8.7	8.9	9.1	-	9.4	9.6	9.9	-	10.0	10.3	10.6	-	10.7	10.9	11.3	-	11.3	11.6	12.0	-
		HI PR	211	227	240	-	237	255	269	-	270	290	306	-	307	330	349	-	345	372	393	-	382	411	434	-
		LO PR	103	110	120	-	109	116	127	-	113	121	132	-	119	127	138	-	125	133	145	-	129	137	150	-
75	1294	MBh	34.5	35.5	38.4	41.2	33.7	34.7	37.5	40.3	32.9	33.8	36.6	39.3	32.1	**33.0**	35.7	38.4	30.5	31.4	34.0	36.4	28.2	29.1	31.5	33.8
		S/T	0.84	0.75	0.57	0.36	0.87	0.78	0.59	0.38	0.89	0.80	0.60	0.39	0.92	**0.82**	0.62	0.40	0.95	0.85	0.65	0.42	0.96	0.86	0.65	0.42
		Delta T	21	19	15	11	21	19	16	11	21	19	16	11	21	**19**	16	11	21	19	16	11	19	18	15	10
		KW	2.17	2.22	2.29	2.37	2.35	2.40	2.48	2.56	2.50	2.55	2.64	2.73	2.63	**2.69**	2.78	2.88	2.74	2.81	2.90	3.00	2.84	2.91	3.01	3.11
		AMPS	8.4	8.6	8.9	9.2	9.1	9.3	9.6	9.9	9.8	10.1	10.4	10.8	10.5	**10.8**	11.1	11.5	11.2	11.4	11.8	12.3	11.8	12.1	12.5	13.0
		HI PR	222	239	253	263	249	268	283	296	284	305	322	336	323	**348**	367	383	363	391	413	431	401	432	456	476
		LO PR	109	116	126	134	115	122	133	142	119	127	139	148	125	**133**	146	155	131	140	153	163	136	145	158	168
	1150	MBh	33.5	34.5	37.3	40.0	32.7	33.7	36.4	39.1	31.9	32.9	35.6	38.2	31.1	**32.1**	34.7	37.2	29.6	30.5	33.0	35.4	27.4	28.2	30.5	32.8
		S/T	0.80	0.71	0.54	0.35	0.83	0.74	0.56	0.36	0.85	0.76	0.57	0.37	0.88	**0.78**	0.59	0.38	0.91	0.81	0.62	0.40	0.92	0.82	0.62	0.40
		Delta T	21	20	16	11	22	20	16	11	22	20	16	11	22	**20**	16	11	22	20	16	11	20	18	15	10
		KW	2.16	2.20	2.28	2.35	2.33	2.38	2.46	2.54	2.48	2.53	2.62	2.70	2.61	**2.67**	2.76	2.85	2.72	2.78	2.88	2.98	2.82	2.88	2.98	3.08
		AMPS	8.3	8.5	8.8	9.1	9.0	9.2	9.5	9.8	9.7	10.0	10.3	10.7	10.4	**10.7**	11.0	11.4	11.1	11.3	11.7	12.2	11.7	12.0	12.4	12.9
		HI PR	220	237	250	261	247	266	281	293	281	302	319	333	320	**344**	363	379	360	387	409	426	397	428	452	471
		LO PR	108	115	125	133	114	121	132	141	118	126	137	146	124	**132**	144	154	130	138	151	161	135	143	156	166
	1006	MBh	30.9	31.8	34.4	37.0	30.2	31.1	33.6	36.1	29.5	30.3	32.8	35.2	28.7	**29.6**	32.0	34.4	27.3	28.1	30.4	32.7	25.3	26.0	28.2	30.3
		S/T	0.77	0.69	0.52	0.34	0.80	0.71	0.54	0.35	0.82	0.73	0.55	0.36	0.84	**0.76**	0.57	0.37	0.88	0.78	0.59	0.38	0.88	0.79	0.60	0.39
		Delta T	22	20	16	11	22	20	17	11	22	20	17	11	22	**20**	17	12	22	20	16	11	20	19	15	11
		KW	2.10	2.15	2.22	2.29	2.27	2.32	2.39	2.47	2.41	2.47	2.55	2.64	2.54	**2.60**	2.69	2.78	2.65	2.71	2.80	2.90	2.75	2.81	2.90	3.00
		AMPS	8.1	8.3	8.6	8.9	8.7	8.9	9.2	9.6	9.5	9.7	10.0	10.4	10.1	**10.4**	10.7	11.1	10.8	11.0	11.4	11.8	11.4	11.7	12.1	12.5
		HI PR	213	230	243	253	239	258	272	284	272	293	309	323	310	**334**	352	368	349	376	397	414	386	415	438	457
		LO PR	104	111	121	129	110	117	128	136	115	122	133	142	120	**128**	140	149	126	134	147	156	131	139	152	161

Shaded area is ACCA (TVA) conditions IDB: Entering Indoor Dry Bulb Temperature KW=Total system power AMPS=outdoor unit amps (comp.+fan)

High and low pressures are measured at the liquid and suction service valves.

EXPANDED PERFORMANCE DATA

COOLING OPERATION

MODEL: DSZ160361A* / CA*F3743*6A* + TXV / MBE1600-1B***

Design Subcooling 5 - 7 °F @ the liquid service valve, AHRI 95 test conditions

			Outdoor Ambient Temperature																							
			65				75				85				95				105				115			
			Entering Indoor Wet Bulb Temperature																							
IDB*	Airflow		59	63	67	71	59	63	67	71	59	63	67	71	59	63	67	71	59	63	67	71	59	63	67	71
80	1294	MBh	35.1	35.9	38.3	41.0	34.3	35.0	37.4	40.0	33.5	34.2	36.5	39.0	32.6	33.4	35.6	38.1	31.0	31.7	33.9	36.2	28.7	29.4	31.4	33.5
		S/T	0.92	0.86	0.70	0.52	0.95	0.89	0.73	0.54	1.00	0.92	0.74	0.56	1.00	0.94	0.77	0.57	1.00	1.00	0.80	0.60	1.00	1.00	0.80	0.60
		Delta T	23	22	19	15	23	22	19	15	24	22	19	15	23	22	19	16	22	23	19	15	20	21	18	14
		KW	2.19	2.24	2.31	2.39	2.37	2.42	2.50	2.58	2.52	2.58	2.66	2.75	2.65	2.71	2.80	2.90	2.77	2.83	2.93	3.03	2.87	2.93	3.03	3.14
		AMPS	8.5	8.7	8.9	9.3	9.1	9.4	9.7	10.0	9.9	10.2	10.5	10.9	10.6	10.9	11.2	11.6	11.3	11.5	11.9	12.4	11.9	12.2	12.6	13.1
		HI PR	224	242	255	266	252	271	286	299	286	308	325	339	326	351	371	387	367	395	417	435	406	436	461	481
		LO PR	110	117	128	136	116	123	135	144	121	128	140	149	127	135	147	157	133	141	154	164	137	146	159	170
	1150	MBh	34.1	34.8	37.2	39.8	33.3	34.0	36.3	38.8	32.5	33.2	35.5	37.9	31.7	32.4	**34.6**	37.0	30.1	30.8	32.9	35.1	27.9	28.5	30.4	32.5
		S/T	0.88	0.82	0.67	0.50	0.91	0.85	0.69	0.52	0.93	0.87	0.71	0.53	0.96	0.90	**0.73**	0.55	1.00	0.94	0.76	0.57	1.00	0.94	0.77	0.57
		Delta T	24	23	20	16	24	23	20	16	24	23	20	16	24	23	**20**	16	24	23	20	16	22	21	19	15
		KW	2.18	2.22	2.29	2.37	2.35	2.40	2.48	2.56	2.50	2.55	2.64	2.73	2.63	2.69	**2.78**	2.88	2.74	2.81	2.90	3.00	2.84	2.91	3.01	3.11
		AMPS	8.4	8.6	8.9	9.2	9.1	9.3	9.6	9.9	9.8	10.1	10.4	10.8	10.5	10.8	**11.1**	11.5	11.2	11.4	11.8	12.3	11.8	12.1	12.5	13.0
		HI PR	222	239	253	263	249	268	283	296	284	305	322	336	323	348	**367**	383	363	391	413	431	401	432	456	476
		LO PR	109	116	126	134	115	122	133	142	119	127	139	148	125	133	**146**	155	131	140	153	163	136	145	158	168
	1006	MBh	31.4	32.1	34.3	36.7	30.7	31.4	33.5	35.8	30.0	30.6	32.7	35.0	29.3	29.9	31.9	34.1	27.8	28.4	30.3	32.4	25.7	26.3	28.1	30.0
		S/T	0.84	0.79	0.64	0.48	0.88	0.82	0.67	0.50	0.90	0.84	0.69	0.51	0.93	0.87	0.71	0.53	0.96	0.90	0.73	0.55	0.97	0.91	0.74	0.55
		Delta T	24	23	20	16	25	24	20	16	25	24	20	16	25	24	21	16	24	23	20	16	23	22	19	15
		KW	2.12	2.17	2.24	2.31	2.29	2.34	2.41	2.50	2.44	2.49	2.57	2.66	2.56	2.62	2.71	2.80	2.67	2.74	2.83	2.92	2.77	2.83	2.93	3.03
		AMPS	8.2	8.4	8.6	8.9	8.8	9.0	9.3	9.7	9.6	9.8	10.1	10.5	10.2	10.5	10.8	11.2	10.9	11.1	11.5	11.9	11.5	11.8	12.2	12.6
		HI PR	216	232	245	255	242	260	275	287	275	296	313	326	313	337	356	371	352	379	401	418	389	419	443	462
		LO PR	105	112	122	130	111	119	129	138	116	123	134	143	122	129	141	150	127	136	148	158	132	140	153	163
85	1294	MBh	35.7	36.4	38.1	40.7	34.9	35.6	37.2	39.7	34.0	34.7	36.3	38.8	33.2	33.9	35.5	37.8	31.6	32.2	33.7	35.9	29.2	29.8	31.2	33.3
		S/T	0.96	0.93	0.84	0.68	1.00	0.96	0.87	0.70	1.00	0.99	0.89	0.72	1.00	1.00	0.92	0.75	1.00	1.00	0.95	0.77	1.00	1.00	0.96	0.78
		Delta T	24	24	23	20	25	24	23	20	24	24	23	20	24	24	23	20	22	23	23	20	21	21	21	18
		KW	2.21	2.26	2.33	2.41	2.39	2.44	2.52	2.60	2.54	2.60	2.68	2.77	2.68	2.74	2.83	2.93	2.79	2.86	2.95	3.05	2.89	2.96	3.06	3.17
		AMPS	8.5	8.7	9.0	9.4	9.2	9.4	9.7	10.1	10.0	10.3	10.6	11.0	10.7	11.0	11.3	11.7	11.4	11.7	12.0	12.5	12.0	12.3	12.8	13.2
		HI PR	227	244	258	269	254	274	289	301	289	311	329	343	329	355	374	391	371	399	421	439	410	441	465	485
		LO PR	111	118	129	137	117	125	136	145	122	130	141	151	128	136	149	158	134	143	156	166	139	148	161	172
	1150	MBh	34.7	35.3	37.0	39.5	33.9	34.5	36.1	38.6	33.1	33.7	35.3	37.6	32.2	32.9	34.4	36.7	30.6	31.2	32.7	34.9	28.4	28.9	30.3	32.3
		S/T	0.92	0.89	0.80	0.65	0.95	0.92	0.83	0.67	0.98	0.94	0.85	0.69	1.00	0.97	0.88	0.71	1.00	1.00	0.91	0.74	1.00	1.00	0.92	0.74
		Delta T	25	25	24	20	26	25	24	21	26	25	24	21	26	26	24	21	24	25	24	21	23	23	22	19
		KW	2.19	2.24	2.31	2.39	2.37	2.42	2.50	2.58	2.52	2.58	2.66	2.75	2.65	2.71	2.80	2.90	2.77	2.83	2.93	3.03	2.87	2.93	3.03	3.14
		AMPS	8.5	8.7	8.9	9.3	9.1	9.4	9.7	10.0	9.9	10.2	10.5	10.9	10.6	10.9	11.2	11.6	11.3	11.5	11.9	12.4	11.9	12.2	12.6	13.1
		HI PR	224	242	255	266	252	271	286	299	286	308	325	339	326	351	371	387	367	395	417	435	406	436	461	481
		LO PR	110	117	128	136	116	123	135	144	121	128	140	149	127	135	147	157	133	141	154	164	137	146	159	170
	1006	MBh	32.0	32.6	34.2	36.4	31.3	31.9	33.4	35.6	30.5	31.1	32.6	34.7	29.8	30.3	31.8	33.9	28.3	28.8	30.2	32.2	26.2	26.7	28.0	29.8
		S/T	0.89	0.85	0.77	0.63	0.92	0.89	0.80	0.65	0.94	0.91	0.82	0.66	0.97	0.94	0.85	0.69	1.00	0.97	0.88	0.71	1.00	0.98	0.89	0.72
		Delta T	26	25	24	21	26	26	24	21	26	26	24	21	26	26	25	21	26	26	24	21	24	24	23	20
		KW	2.14	2.19	2.26	2.33	2.31	2.36	2.43	2.52	2.46	2.51	2.59	2.68	2.59	2.64	2.73	2.83	2.70	2.76	2.85	2.95	2.79	2.86	2.95	3.06
		AMPS	8.2	8.4	8.7	9.0	8.9	9.1	9.4	9.7	9.7	9.9	10.2	10.6	10.3	10.6	10.9	11.3	11.0	11.2	11.6	12.0	11.6	11.9	12.3	12.8
		HI PR	218	234	247	258	244	263	278	290	278	299	316	329	316	341	360	375	356	383	405	422	393	423	447	466
		LO PR	107	113	124	132	113	120	131	139	117	124	136	145	123	131	143	152	129	137	150	159	133	142	155	165

Shaded area is AHRI Rating Conditions IDB: Entering Indoor Dry Bulb Temperature KW=Total system power AMPS=outdoor unit amps (comp.+fan)

High and low pressures are measured at the liquid and suction service valves.

EXPANDED PERFORMANCE DATA

COOLING OPERATION

MODEL: DSZ160481A* / CA*F4961*6A* + TXV / MBE2000-1B***

Design Subcooling 5 - 7°F @ the liquid service valve, AHRI 95 test conditions

			Outdoor Ambient Temperature																							
			65				75				85				95				105				115			
			Entering Indoor Wet Bulb Temperature																							
IDB*	Airflow		59	63	67	71	59	63	67	71	59	63	67	71	59	63	67	71	59	63	67	71	59	63	67	71
70	1744	MBh	46.5	48.2	52.9	-	45.5	47.1	51.6	-	44.4	46.0	50.4	-	43.3	44.9	49.2	-	41.1	42.6	46.7	-	38.1	39.5	43.3	-
		S/T	0.76	0.63	0.44	-	0.79	0.66	0.45	-	0.81	0.67	0.47	-	0.83	0.70	0.48	-	0.86	0.72	0.50	-	0.87	0.73	0.50	-
		Delta T	19	16	12	-	19	16	12	-	19	16	12	-	19	16	12	-	19	16	12	-	18	15	11	-
		KW	2.82	2.88	2.98	-	3.04	3.11	3.21	-	3.24	3.31	3.42	-	3.41	3.48	3.60	-	3.55	3.63	3.75	-	3.68	3.76	3.89	-
		AMPS	5.8	6.0	6.4	-	6.6	6.9	7.3	-	7.6	7.9	8.3	-	8.5	8.8	9.3	-	9.3	9.7	10.2	-	10.2	10.5	11.1	-
		HI PR	212	228	241	-	238	256	270	-	270	291	307	-	308	331	350	-	346	373	393	-	382	412	435	-
		LO PR	107	114	124	-	113	120	131	-	117	125	136	-	123	131	143	-	129	137	150	-	133	142	155	-
	1550	MBh	45.2	46.8	51.3	-	44.1	45.7	50.1	-	43.1	44.7	48.9	-	42.0	43.6	47.7	-	39.9	41.4	45.4	-	37.0	38.3	42.0	-
		S/T	0.72	0.60	0.42	-	0.75	0.63	0.43	-	0.77	0.64	0.44	-	0.79	0.66	0.46	-	0.82	0.69	0.48	-	0.83	0.69	0.48	-
		Delta T	19	17	13	-	20	17	13	-	20	17	13	-	20	17	13	-	20	17	13	-	18	16	12	-
		KW	2.80	2.86	2.95	-	3.02	3.08	3.18	-	3.21	3.28	3.39	-	3.38	3.45	3.57	-	3.52	3.60	3.72	-	3.65	3.73	3.86	-
		AMPS	5.7	5.9	6.3	-	6.5	6.8	7.2	-	7.5	7.8	8.2	-	8.4	8.7	9.1	-	9.2	9.5	10.0	-	10.0	10.4	10.9	-
		HI PR	210	226	238	-	235	253	267	-	267	288	304	-	305	328	346	-	343	369	389	-	379	408	430	-
		LO PR	106	112	123	-	112	119	130	-	116	123	135	-	122	130	142	-	128	136	148	-	132	141	153	-
	1356	MBh	41.7	43.2	47.4	-	40.7	42.2	46.3	-	39.8	41.2	45.2	-	38.8	40.2	44.1	-	36.9	38.2	41.9	-	34.1	35.4	38.8	-
		S/T	0.70	0.58	0.40	-	0.72	0.60	0.42	-	0.74	0.62	0.43	-	0.77	0.64	0.44	-	0.79	0.66	0.46	-	0.80	0.67	0.46	-
		Delta T	20	17	13	-	20	17	13	-	20	17	13	-	20	17	13	-	20	17	13	-	19	16	12	-
		KW	2.73	2.79	2.88	-	2.94	3.01	3.10	-	3.13	3.20	3.30	-	3.29	3.37	3.48	-	3.43	3.51	3.63	-	3.55	3.63	3.76	-
		AMPS	5.4	5.6	6.0	-	6.2	6.5	6.9	-	7.2	7.5	7.9	-	8.0	8.3	8.7	-	8.8	9.1	9.6	-	9.6	10.0	10.5	-
		HI PR	203	219	231	-	228	245	259	-	259	279	295	-	296	318	336	-	332	358	378	-	367	395	417	-
		LO PR	102	109	119	-	108	115	126	-	113	120	131	-	118	126	137	-	124	132	144	-	128	136	149	-
75	1744	MBh	47.3	48.7	52.8	56.6	46.2	47.6	51.5	55.3	45.1	46.5	50.3	54.0	44.0	**45.3**	49.1	52.7	41.8	43.1	46.6	50.0	38.7	39.9	43.2	46.3
		S/T	0.86	0.77	0.58	0.38	0.89	0.80	0.61	0.39	0.92	0.82	0.62	0.40	0.95	**0.85**	0.64	0.41	0.98	0.88	0.66	0.43	0.99	0.89	0.67	0.43
		Delta T	22	20	16	11	22	20	16	11	22	20	16	11	22	**20**	17	11	22	20	16	11	20	19	15	11
		KW	2.85	2.91	3.00	3.10	3.07	3.14	3.24	3.34	3.26	3.34	3.45	3.56	3.44	**3.51**	3.63	3.75	3.58	3.66	3.79	3.92	3.71	3.79	3.92	4.06
		AMPS	5.9	6.1	6.5	6.9	6.7	7.0	7.4	7.9	7.7	8.0	8.5	9.0	8.6	**8.9**	9.4	9.9	9.5	9.8	10.3	10.9	10.3	10.7	11.2	11.8
		HI PR	214	230	243	253	240	258	273	284	273	294	310	323	311	**334**	353	368	350	376	397	414	386	416	439	458
		LO PR	108	115	125	133	114	121	132	141	118	126	137	146	124	**132**	144	154	130	139	151	161	135	143	157	167
	1550	MBh	46.0	47.3	51.2	55.0	44.9	46.2	50.0	53.7	43.8	45.1	48.8	52.4	42.8	**44.0**	47.6	51.1	40.6	41.8	45.3	48.6	37.6	38.7	41.9	45.0
		S/T	0.82	0.74	0.56	0.36	0.85	0.76	0.58	0.37	0.87	0.78	0.59	0.38	0.90	**0.81**	0.61	0.39	0.94	0.84	0.63	0.41	0.94	0.84	0.64	0.41
		Delta T	22	21	17	12	23	21	17	12	23	21	17	12	23	**21**	17	12	23	21	17	12	21	19	16	11
		KW	2.82	2.88	2.98	3.07	3.04	3.11	3.21	3.32	3.24	3.31	3.42	3.53	3.41	**3.48**	3.60	3.72	3.55	3.63	3.75	3.88	3.68	3.76	3.89	4.02
		AMPS	5.8	6.0	6.4	6.8	6.6	6.9	7.3	7.7	7.6	7.9	8.3	8.8	8.5	**8.8**	9.3	9.8	9.3	9.7	10.2	10.7	10.2	10.5	11.1	11.7
		HI PR	212	228	241	251	238	256	270	282	270	291	307	320	308	**331**	350	365	346	373	393	410	383	412	435	453
		LO PR	107	114	124	132	113	120	131	139	117	125	136	145	123	**131**	143	152	129	137	150	160	133	142	155	165
	1356	MBh	42.4	43.7	47.3	50.7	41.4	42.7	46.2	49.6	40.4	41.6	45.1	48.4	39.5	**40.6**	44.0	47.2	37.5	38.6	41.8	44.8	34.7	35.8	38.7	41.5
		S/T	0.79	0.71	0.54	0.35	0.82	0.74	0.56	0.36	0.84	0.75	0.57	0.37	0.87	**0.78**	0.59	0.38	0.90	0.81	0.61	0.39	0.91	0.81	0.62	0.40
		Delta T	23	21	17	12	23	21	17	12	23	21	17	12	23	**21**	18	12	23	21	17	12	21	20	16	11
		KW	2.76	2.81	2.90	3.00	2.97	3.03	3.13	3.23	3.16	3.23	3.33	3.44	3.32	**3.40**	3.51	3.63	3.46	3.54	3.66	3.78	3.59	3.67	3.79	3.92
		AMPS	5.5	5.7	6.1	6.5	6.3	6.6	7.0	7.4	7.3	7.6	8.0	8.5	8.1	**8.4**	8.9	9.4	8.9	9.3	9.8	10.3	9.8	10.1	10.6	11.2
		HI PR	205	221	233	243	230	248	262	273	262	282	298	311	299	**321**	339	354	336	361	382	398	371	399	422	440
		LO PR	104	110	120	128	109	116	127	135	114	121	132	141	119	**127**	139	148	125	133	145	155	129	138	150	160

Shaded area is ACCA (TVA) conditions IDB: Entering Indoor Dry Bulb Temperature KW=Total system power AMPS=outdoor unit amps (comp.+fan)

High and low pressures are measured at the liquid and suction service valves.

EXPANDED PERFORMANCE DATA

COOLING OPERATION

MODEL: DSZ160481A* / CA*F4961*6A* + TXV / MBE2000-1B***

Design Subcooling 5 - 7°F @ the liquid service valve, AHRI 95 test conditions

			Outdoor Ambient Temperature																							
			65				75				85				95				105				115			
			Entering Indoor Wet Bulb Temperature																							
IDB*	Airflow		59	63	67	71	59	63	67	71	59	63	67	71	59	63	67	71	59	63	67	71	59	63	67	71
80	1744	MBh	48.2	49.2	52.6	56.2	47.1	48.1	51.4	54.9	45.9	46.9	50.1	53.6	44.8	45.8	48.9	52.3	42.6	43.5	46.5	49.7	39.4	40.3	43.1	46.0
		S/T	0.95	0.89	0.72	0.54	1.00	0.92	0.75	0.56	1.00	0.94	0.77	0.57	1.00	1.00	0.79	0.59	1.00	1.00	0.82	0.61	1.00	1.00	0.83	0.62
		Delta T	24	23	20	16	25	23	20	16	24	23	20	16	24	24	20	16	22	23	20	16	21	21	19	15
		KW	2.87	2.93	3.03	3.12	3.09	3.16	3.26	3.37	3.29	3.36	3.48	3.59	3.47	3.54	3.66	3.79	3.61	3.70	3.82	3.95	3.74	3.83	3.96	4.09
		AMPS	6.0	6.2	6.6	7.0	6.8	7.1	7.5	8.0	7.9	8.2	8.6	9.1	8.7	9.1	9.5	10.1	9.6	10.0	10.4	11.0	10.5	10.8	11.4	12.0
		HI PR	216	232	245	256	242	261	275	287	276	297	313	327	314	338	357	372	353	380	401	419	390	420	443	463
		LO PR	109	116	126	135	115	122	134	142	120	127	139	148	126	134	146	155	132	140	153	163	136	145	158	168
	1550	MBh	46.8	47.8	51.1	54.6	45.7	46.7	49.9	53.3	44.6	45.6	48.7	52.0	43.5	44.5	**47.5**	50.8	41.3	42.2	45.1	48.2	38.3	39.1	41.8	44.7
		S/T	0.90	0.85	0.69	0.51	0.94	0.88	0.71	0.53	0.96	0.90	0.73	0.55	0.99	0.93	**0.76**	0.56	1.00	0.96	0.78	0.59	1.00	0.97	0.79	0.59
		Delta T	25	24	21	17	25	24	21	17	25	24	21	17	26	24	**21**	17	25	24	21	17	23	23	20	16
		KW	2.85	2.91	3.00	3.10	3.07	3.14	3.24	3.34	3.26	3.34	3.45	3.56	3.44	3.51	**3.63**	3.75	3.58	3.66	3.79	3.92	3.71	3.79	3.92	4.06
		AMPS	5.9	6.1	6.5	6.9	6.7	7.0	7.4	7.9	7.7	8.0	8.5	9.0	8.6	8.9	**9.4**	9.9	9.5	9.8	10.3	10.9	10.3	10.7	11.2	11.8
		HI PR	214	230	243	253	240	258	273	284	273	294	310	323	311	335	**353**	368	350	376	397	414	386	416	439	458
		LO PR	108	115	125	133	114	121	132	141	118	126	137	146	124	132	**144**	154	130	139	151	161	135	143	157	167
	1356	MBh	43.2	44.1	47.1	50.4	42.2	43.1	46.0	49.2	41.2	42.1	44.9	48.0	40.2	41.0	43.8	46.9	38.2	39.0	41.7	44.5	35.3	36.1	38.6	41.2
		S/T	0.87	0.82	0.66	0.50	0.90	0.85	0.69	0.51	0.92	0.87	0.71	0.53	0.95	0.89	0.73	0.54	0.99	0.93	0.76	0.57	1.00	0.94	0.76	0.57
		Delta T	25	24	21	17	26	25	21	17	26	25	21	17	26	25	22	17	26	25	21	17	24	23	20	16
		KW	2.78	2.84	2.93	3.02	2.99	3.06	3.16	3.26	3.18	3.25	3.36	3.47	3.35	3.43	3.54	3.66	3.49	3.57	3.69	3.82	3.62	3.70	3.82	3.95
		AMPS	5.6	5.8	6.2	6.6	6.4	6.7	7.1	7.5	7.4	7.7	8.1	8.6	8.2	8.6	9.0	9.5	9.1	9.4	9.9	10.4	9.9	10.3	10.8	11.4
		HI PR	207	223	236	246	233	251	265	276	265	285	301	314	302	324	343	357	339	365	385	402	375	403	426	444
		LO PR	105	111	121	129	110	118	128	137	115	122	133	142	121	128	140	149	126	134	147	156	131	139	152	162
85	1744	MBh	49.0	50.0	52.3	55.8	47.9	48.8	51.1	54.5	46.7	47.6	49.9	53.2	45.6	46.5	48.7	51.9	43.3	44.2	46.2	49.3	40.1	40.9	42.8	45.7
		S/T	0.99	0.96	0.86	0.70	1.00	0.99	0.90	0.73	1.00	1.00	0.92	0.74	1.00	1.00	0.95	0.77	1.00	1.00	0.98	0.80	1.00	1.00	0.99	0.80
		Delta T	26	25	24	21	25	26	24	21	25	25	24	21	24	25	24	21	23	23	24	21	21	22	22	19
		KW	2.89	2.96	3.05	3.15	3.12	3.19	3.29	3.40	3.32	3.39	3.50	3.62	3.49	3.57	3.69	3.82	3.64	3.73	3.85	3.98	3.77	3.86	3.99	4.13
		AMPS	6.1	6.3	6.7	7.1	7.0	7.2	7.6	8.1	8.0	8.3	8.7	9.2	8.9	9.2	9.7	10.2	9.7	10.1	10.6	11.2	10.6	11.0	11.5	12.1
		HI PR	218	235	248	259	245	263	278	290	278	300	316	330	317	341	360	376	357	384	405	423	394	424	448	467
		LO PR	110	117	128	136	116	124	135	144	121	128	140	149	127	135	147	157	133	141	154	164	137	146	160	170
	1550	MBh	47.6	48.5	50.8	54.2	46.5	47.4	49.6	52.9	45.4	46.3	48.4	51.7	44.3	45.1	47.3	50.4	42.1	42.9	44.9	47.9	39.0	39.7	41.6	44.4
		S/T	0.95	0.91	0.82	0.67	0.98	0.95	0.85	0.69	1.00	0.97	0.88	0.71	1.00	1.00	0.90	0.73	1.00	1.00	0.94	0.76	1.00	1.00	0.95	0.77
		Delta T	27	26	25	21	27	27	25	22	27	27	25	22	26	27	25	22	25	25	25	22	23	24	23	20
		KW	2.87	2.93	3.03	3.12	3.09	3.16	3.26	3.37	3.29	3.36	3.48	3.59	3.47	3.54	3.66	3.79	3.61	3.70	3.82	3.95	3.74	3.83	3.96	4.09
		AMPS	6.0	6.2	6.6	7.0	6.8	7.1	7.5	8.0	7.9	8.2	8.6	9.1	8.7	9.1	9.5	10.1	9.6	10.0	10.4	11.0	10.5	10.8	11.4	12.0
		HI PR	216	232	245	256	242	261	275	287	276	297	313	327	314	338	357	372	353	380	401	419	390	420	443	463
		LO PR	109	116	126	135	115	122	134	142	120	127	139	148	126	134	146	155	132	140	153	163	136	145	158	168
	1356	MBh	43.9	44.8	46.9	50.0	42.9	43.7	45.8	48.9	41.9	42.7	44.7	47.7	40.9	41.7	43.6	46.5	38.8	39.6	41.4	44.2	36.0	36.7	38.4	41.0
		S/T	0.91	0.88	0.79	0.64	0.95	0.91	0.82	0.67	0.97	0.94	0.84	0.68	1.00	0.97	0.87	0.71	1.00	1.00	0.90	0.73	1.00	1.00	0.91	0.74
		Delta T	27	27	25	22	27	27	26	22	28	27	26	22	28	27	26	22	26	27	25	22	24	25	24	21
		KW	2.80	2.86	2.95	3.05	3.02	3.08	3.18	3.29	3.21	3.28	3.39	3.50	3.38	3.45	3.57	3.69	3.52	3.60	3.72	3.85	3.65	3.73	3.85	3.99
		AMPS	5.7	5.9	6.3	6.7	6.5	6.8	7.2	7.6	7.5	7.8	8.2	8.7	8.4	8.7	9.1	9.7	9.2	9.5	10.0	10.6	10.0	10.4	10.9	11.5
		HI PR	210	225	238	248	235	253	267	279	267	288	304	317	305	328	346	361	343	369	389	406	379	407	430	449
		LO PR	106	112	123	131	112	119	130	138	116	123	135	143	122	130	141	151	128	136	148	158	132	140	153	163

Shaded area is AHRI Rating Conditions IDB: Entering Indoor Dry Bulb Temperature KW=Total system power AMPS=outdoor unit amps (comp.+fan)

High and low pressures are measured at the liquid and suction service valves.

EXPANDED PERFORMANCE DATA

COOLING OPERATION

MODEL: DSZ160601A* / CA*F4961*6A* + TXV / MBE2000-1B***

Design Subcooling 5 - 7°F @ the liquid service valve, AHRI 95 test conditions

			Outdoor Ambient Temperature																							
			65				75				85				95				105				115			
			Entering Indoor Wet Bulb Temperature																							
IDB	Airflow		59	63	67	71	59	63	67	71	59	63	67	71	59	63	67	71	59	63	67	71	59	63	67	71
70	2025	MBh	55.9	57.9	63.4	-	54.6	56.5	62.0	-	53.3	55.2	60.5	-	52.0	53.9	59.0	-	49.4	51.2	56.1	-	45.7	47.4	51.9	-
		S/T	0.74	0.62	0.43	-	0.77	0.64	0.44	-	0.79	0.66	0.46	-	0.81	0.68	0.47	-	0.84	0.70	0.49	-	0.85	0.71	0.49	-
		DT	19	16	12	-	19	16	13	-	19	16	13	-	19	17	13	-	19	16	12	-	18	15	12	-
		KW	3.57	3.65	3.77	-	3.85	3.94	4.07	-	4.10	4.20	4.34	-	4.32	4.42	4.57	-	4.51	4.61	4.77	-	4.67	4.78	4.94	-
		AMPS	13.1	13.4	13.9	-	14.2	14.6	15.1	-	15.5	15.9	16.4	-	16.6	17.0	17.6	-	17.7	18.1	18.7	-	18.7	19.2	19.9	-
		HI PR	214	230	243	-	240	258	273	-	273	294	310	-	311	334	353	-	350	376	397	-	386	416	439	-
		LO PR	101	107	117	-	107	113	124	-	111	118	129	-	116	124	135	-	122	130	142	-	126	134	146	-
	1800	MBh	54.2	56.2	61.6	-	53.0	54.9	60.1	-	51.7	53.6	58.7	-	50.4	52.3	57.3	-	47.9	49.7	54.4	-	44.4	46.0	50.4	-
		S/T	0.71	0.59	0.41	-	0.73	0.61	0.42	-	0.75	0.63	0.43	-	0.78	0.65	0.45	-	0.80	0.67	0.47	-	0.81	0.68	0.47	-
		DT	20	17	13	-	20	17	13	-	20	17	13	-	20	17	13	-	20	17	13	-	18	16	12	-
		KW	3.54	3.62	3.74	-	3.82	3.91	4.04	-	4.07	4.16	4.30	-	4.29	4.38	4.53	-	4.47	4.58	4.73	-	4.63	4.74	4.90	-
		AMPS	13.0	13.3	13.8	-	14.1	14.4	14.9	-	15.3	15.7	16.3	-	16.4	16.8	17.4	-	17.5	17.9	18.6	-	18.6	19.0	19.7	-
		HI PR	212	228	241	-	238	256	270	-	270	291	307	-	308	331	350	-	346	373	393	-	382	412	435	-
		LO PR	100	106	116	-	106	112	123	-	110	117	127	-	115	123	134	-	121	128	140	-	125	133	145	-
	1575	MBh	50.1	51.9	56.8	-	48.9	50.7	55.5	-	47.7	49.5	54.2	-	46.6	48.3	52.9	-	44.2	45.8	50.2	-	41.0	42.5	46.5	-
		S/T	0.68	0.57	0.39	-	0.71	0.59	0.41	-	0.72	0.60	0.42	-	0.75	0.62	0.43	-	0.78	0.65	0.45	-	0.78	0.65	0.45	-
		DT	20	17	13	-	20	17	13	-	20	17	13	-	20	18	13	-	20	17	13	-	19	16	12	-
		KW	3.46	3.53	3.64	-	3.73	3.81	3.93	-	3.97	4.06	4.19	-	4.18	4.27	4.42	-	4.36	4.46	4.61	-	4.51	4.62	4.77	-
		AMPS	12.6	13.0	13.4	-	13.7	14.0	14.5	-	14.9	15.3	15.8	-	16.0	16.4	16.9	-	17.0	17.4	18.0	-	18.0	18.5	19.1	-
		HI PR	205	221	233	-	230	248	262	-	262	282	298	-	298	321	339	-	336	361	382	-	371	399	422	-
		LO PR	97	103	112	-	102	109	119	-	106	113	124	-	112	119	130	-	117	125	136	-	121	129	141	-
75	2025	MBh	56.8	58.5	63.3	67.9	55.5	57.1	61.8	66.4	54.2	55.8	60.4	64.8	52.8	**54.4**	58.9	63.2	50.2	51.7	55.9	60.0	46.5	47.9	51.8	55.6
		S/T	0.84	0.75	0.57	0.37	0.87	0.78	0.59	0.38	0.90	0.80	0.61	0.39	0.92	**0.83**	0.63	0.40	0.96	0.86	0.65	0.42	0.97	0.87	0.65	0.42
		DT	22	20	16	11	22	20	17	11	22	20	17	11	22	**20**	17	12	22	20	16	11	20	19	15	11
		KW	3.60	3.68	3.80	3.93	3.89	3.97	4.10	4.24	4.14	4.23	4.37	4.52	4.36	**4.46**	4.61	4.77	4.55	4.65	4.81	4.98	4.71	4.82	4.99	5.16
		AMPS	13.2	13.6	14.0	14.6	14.4	14.7	15.2	15.8	15.6	16.0	16.6	17.2	16.7	**17.2**	17.7	18.4	17.8	18.3	18.9	19.7	18.9	19.4	20.1	20.9
		HI PR	216	232	245	256	242	261	275	287	276	297	313	327	314	**338**	357	372	353	380	401	419	390	420	443	463
		LO PR	102	108	118	126	108	115	125	133	112	119	130	138	118	**125**	136	145	123	131	143	152	127	136	148	158
	1800	MBh	55.1	56.8	61.5	66.0	53.9	55.5	60.0	64.4	52.6	54.1	58.6	62.9	51.3	**52.8**	57.2	61.4	48.7	50.2	54.3	58.3	45.1	46.5	50.3	54.0
		S/T	0.80	0.72	0.54	0.35	0.83	0.74	0.56	0.36	0.85	0.76	0.58	0.37	0.88	**0.79**	0.60	0.38	0.91	0.82	0.62	0.40	0.92	0.83	0.62	0.40
		DT	23	21	17	12	23	21	17	12	23	21	17	12	23	**21**	17	12	23	21	17	12	21	20	16	11
		KW	3.57	3.65	3.77	3.89	3.85	3.94	4.07	4.21	4.10	4.20	4.34	4.48	4.32	**4.42**	4.57	4.73	4.51	4.62	4.77	4.94	4.67	4.78	4.94	5.12
		AMPS	13.1	13.5	13.9	14.4	14.2	14.6	15.1	15.6	15.5	15.9	16.4	17.0	16.6	**17.0**	17.6	18.3	17.7	18.1	18.7	19.5	18.8	19.2	19.9	20.7
		HI PR	214	230	243	253	240	258	273	284	273	294	310	323	311	**335**	353	368	350	376	397	414	386	416	439	458
		LO PR	101	107	117	125	107	113	124	132	111	118	129	137	116	**124**	135	144	122	130	142	151	126	134	146	156
	1575	MBh	50.9	52.4	56.7	60.9	49.7	51.2	55.4	59.5	48.5	50.0	54.1	58.1	47.3	**48.8**	52.8	56.6	45.0	46.3	50.1	53.8	41.7	42.9	46.4	49.8
		S/T	0.77	0.69	0.52	0.34	0.80	0.72	0.54	0.35	0.82	0.74	0.56	0.36	0.85	**0.76**	0.58	0.37	0.88	0.79	0.60	0.38	0.89	0.80	0.60	0.39
		DT	23	21	17	12	23	21	18	12	23	21	18	12	23	**22**	18	12	23	21	17	12	22	20	16	11
		KW	3.48	3.56	3.67	3.80	3.76	3.84	3.97	4.10	4.00	4.09	4.23	4.37	4.21	**4.31**	4.45	4.61	4.40	4.50	4.65	4.81	4.55	4.66	4.82	4.98
		AMPS	12.8	13.1	13.5	14.0	13.8	14.2	14.6	15.2	15.1	15.4	16.0	16.6	16.1	**16.5**	17.1	17.7	17.2	17.6	18.2	18.9	18.2	18.7	19.3	20.1
		HI PR	207	223	236	246	233	250	265	276	265	285	301	314	302	**324**	343	357	339	365	385	402	375	403	426	444
		LO PR	98	104	114	121	103	110	120	128	107	114	125	133	113	**120**	131	140	118	126	137	146	122	130	142	151

Shaded area is ACCA (TVA) conditions IDB: Entering Indoor Dry Bulb Temperature KW=Total system power AMPS=outdoor unit amps (comp.+fan)

High and low pressures are measured at the liquid and suction service valves.

EXPANDED PERFORMANCE DATA

COOLING OPERATION

MODEL: DSZ160601A* / CA*F4961*6A* + TXV / MBE2000-1B***

Design Subcooling 5 - 7°F @ the liquid service valve, AHRI 95 test conditions

			Outdoor Ambient Temperature																							
			65				75				85				95				105				115			
			Entering Indoor Wet Bulb Temperature																							
IDB*	Airflow		59	63	67	71	59	63	67	71	59	63	67	71	59	63	67	71	59	63	67	71	59	63	67	71
80	2025	MBh	57.8	59.1	63.1	67.5	56.5	57.7	61.6	65.9	55.1	56.3	60.2	64.3	53.8	55.0	58.7	62.8	51.1	52.2	55.8	59.6	47.3	48.4	51.7	55.2
		S/T	0.92	0.87	0.71	0.53	0.96	0.90	0.73	0.55	1.00	0.92	0.75	0.56	1.00	0.95	0.77	0.58	1.00	1.00	0.80	0.60	1.00	1.00	0.81	0.61
		DT	24	23	20	16	25	24	20	16	25	24	20	16	24	24	21	16	23	24	20	16	21	22	19	15
		KW	3.63	3.71	3.83	3.96	3.92	4.01	4.14	4.28	4.17	4.27	4.41	4.56	4.40	4.50	4.65	4.81	4.59	4.70	4.86	5.02	4.76	4.86	5.03	5.21
		AMPS	13.4	13.7	14.2	14.7	14.5	14.8	15.4	15.9	15.8	16.2	16.7	17.4	16.9	17.3	17.9	18.6	18.0	18.5	19.1	19.8	19.1	19.6	20.3	21.1
		HI PR	218	235	248	259	245	263	278	290	278	300	316	330	317	341	360	376	357	384	405	423	394	424	448	467
		LO PR	103	109	120	127	109	116	126	134	113	120	131	140	119	126	138	147	124	132	144	154	129	137	149	159
	1800	MBh	56.1	57.4	61.3	65.5	54.8	56.0	59.9	64.0	53.5	54.7	58.4	62.5	52.2	53.4	**57.0**	60.9	49.6	50.7	54.2	57.9	45.9	46.9	50.2	53.6
		S/T	0.88	0.83	0.67	0.50	0.91	0.86	0.70	0.52	0.94	0.88	0.71	0.53	0.97	0.91	**0.74**	0.55	1.00	0.94	0.77	0.57	1.00	0.95	0.77	0.58
		DT	25	24	21	17	26	25	21	17	26	25	21	17	26	25	**21**	17	25	24	21	17	23	23	20	16
		KW	3.60	3.68	3.80	3.93	3.89	3.97	4.10	4.24	4.14	4.23	4.37	4.52	4.36	4.46	**4.61**	4.77	4.55	4.66	4.81	4.98	4.71	4.82	4.99	5.16
		AMPS	13.3	13.6	14.0	14.6	14.4	14.7	15.2	15.8	15.6	16.0	16.6	17.2	16.7	17.2	**17.7**	18.4	17.8	18.3	18.9	19.7	18.9	19.4	20.1	20.9
		HI PR	216	232	245	256	242	261	275	287	276	297	313	327	314	338	**357**	372	353	380	401	419	390	420	444	463
		LO PR	102	108	118	126	108	115	125	133	112	119	130	138	118	125	**137**	145	123	131	143	152	127	136	148	158
	1575	MBh	51.8	52.9	56.6	60.5	50.6	51.7	55.2	59.1	49.4	50.5	53.9	57.6	48.2	49.2	52.6	56.2	45.8	46.8	50.0	53.4	42.4	43.3	46.3	49.5
		S/T	0.85	0.80	0.65	0.48	0.88	0.83	0.67	0.50	0.90	0.85	0.69	0.52	0.93	0.87	0.71	0.53	0.97	0.91	0.74	0.55	0.98	0.91	0.74	0.56
		DT	26	25	21	17	26	25	22	17	26	25	22	17	26	25	22	17	26	25	22	17	24	23	20	16
		KW	3.51	3.59	3.71	3.83	3.79	3.87	4.00	4.14	4.03	4.13	4.26	4.41	4.25	4.35	4.49	4.65	4.43	4.54	4.69	4.85	4.59	4.70	4.86	5.03
		AMPS	12.9	13.2	13.6	14.2	14.0	14.3	14.8	15.3	15.2	15.6	16.1	16.7	16.3	16.7	17.2	17.9	17.3	17.8	18.4	19.1	18.4	18.9	19.5	20.3
		HI PR	210	225	238	248	235	253	267	279	267	288	304	317	305	328	346	361	343	369	389	406	379	407	430	449
		LO PR	99	105	115	122	104	111	121	129	109	115	126	134	114	121	132	141	119	127	139	148	124	131	144	153
85	2025	MBh	58.8	60.0	62.8	67.0	57.5	58.6	61.3	65.4	56.1	57.2	59.9	63.9	54.7	55.8	58.4	62.3	52.0	53.0	55.5	59.2	48.2	49.1	51.4	54.8
		S/T	0.97	0.93	0.84	0.68	1.00	0.97	0.87	0.71	1.00	0.99	0.90	0.73	1.00	1.00	0.93	0.75	1.00	1.00	0.96	0.78	1.00	1.00	0.97	0.79
		DT	26	25	24	21	26	26	24	21	25	26	24	21	25	25	25	21	24	24	24	21	22	22	23	20
		KW	3.66	3.74	3.86	3.99	3.95	4.04	4.17	4.31	4.21	4.30	4.45	4.60	4.44	4.54	4.69	4.85	4.63	4.74	4.90	5.07	4.80	4.91	5.07	5.25
		AMPS	13.5	13.8	14.3	14.8	14.6	15.0	15.5	16.1	15.9	16.3	16.9	17.5	17.1	17.5	18.1	18.8	18.2	18.6	19.3	20.0	19.3	19.8	20.5	21.3
		HI PR	220	237	250	261	247	266	281	293	281	303	320	333	320	345	364	380	360	388	409	427	398	428	452	472
		LO PR	104	111	121	129	110	117	128	136	114	121	133	141	120	128	139	148	126	134	146	155	130	138	151	161
	1800	MBh	57.1	58.2	61.0	65.0	55.8	56.9	59.6	63.5	54.5	55.5	58.1	62.0	53.1	54.2	56.7	60.5	50.5	51.4	53.9	57.5	46.7	47.7	49.9	53.2
		S/T	0.92	0.89	0.80	0.65	0.96	0.92	0.83	0.68	0.98	0.95	0.86	0.69	1.00	0.98	0.88	0.72	1.00	1.00	0.92	0.74	1.00	1.00	0.92	0.75
		DT	27	27	25	22	27	27	25	22	27	27	25	22	27	27	26	22	26	26	25	22	24	24	24	20
		KW	3.63	3.71	3.83	3.96	3.92	4.01	4.14	4.28	4.17	4.27	4.41	4.56	4.40	4.50	4.65	4.81	4.59	4.70	4.86	5.02	4.76	4.86	5.03	5.21
		AMPS	13.4	13.7	14.2	14.7	14.5	14.8	15.4	15.9	15.8	16.2	16.7	17.4	16.9	17.3	17.9	18.6	18.0	18.5	19.1	19.8	19.1	19.6	20.3	21.1
		HI PR	218	235	248	259	245	263	278	290	278	300	316	330	317	341	360	376	357	384	405	423	394	424	448	467
		LO PR	103	109	120	127	109	116	126	134	113	120	131	140	119	126	138	147	124	132	144	154	129	137	149	159
	1575	MBh	52.7	53.7	56.3	60.0	51.5	52.5	55.0	58.6	50.3	51.2	53.7	57.2	49.0	50.0	52.3	55.8	46.6	47.5	49.7	53.1	43.1	44.0	46.1	49.1
		S/T	0.89	0.86	0.78	0.63	0.92	0.89	0.80	0.65	0.95	0.91	0.82	0.67	0.98	0.94	0.85	0.69	1.00	0.98	0.88	0.72	1.00	0.99	0.89	0.72
		DT	27	27	25	22	28	27	26	22	28	27	26	22	28	28	26	23	27	27	26	22	25	25	24	21
		KW	3.54	3.62	3.74	3.86	3.82	3.91	4.03	4.17	4.07	4.16	4.30	4.44	4.29	4.38	4.53	4.69	4.47	4.57	4.73	4.89	4.63	4.74	4.90	5.07
		AMPS	13.0	13.3	13.8	14.3	14.1	14.4	14.9	15.5	15.3	15.7	16.3	16.9	16.4	16.8	17.4	18.1	17.5	17.9	18.6	19.3	18.6	19.0	19.7	20.5
		HI PR	212	228	240	251	237	256	270	281	270	291	307	320	308	331	350	365	346	372	393	410	382	411	434	453
		LO PR	100	106	116	123	105	112	122	130	110	117	127	136	115	122	134	142	121	128	140	149	125	133	145	154

Shaded area is AHRI Rating Conditions IDB: Entering Indoor Dry Bulb Temperature KW=Total system power AMPS=outdoor unit amps (comp.+fan)

High and low pressures are measured at the liquid and suction service valves.

PERFORMANCE DATA LOW STAGE

DSZ160241A* / CA*F3636C6+TXV/ MBE1600**-1B***
Conditions: 80° IDB, 67° IWB @ 600 CFM, LOW STAGE

Outdoor Temp. ° F.	Total Btuh	Sensible Btuh	Latent Btuh	Total Watts
75°	18,965	14,056	4,908	1,223
80°	18,739	14,065	4,673	1,263
85°	18,513	14,070	4,443	1,303
90°	18,287	14,123	4,165	1,338
95°	**18,062**	**14,170**	**3,892**	**1,373**
100°	17,610	14,077	3,533	1,403
105°	17,158	13,971	3,187	1,433
110°	16,526	13,513	3,013	1,459
115°	15,894	13,050	2,844	1,485
TVA Conditions @ 95° OD DB, 75° ID DB, 63° ID WB				
95°	**16737**	**14028**	**2709**	**1317**

DSZ160361A* / CA*F3743*6A*+TXV/ MBE1600-1B***
Conditions: 80° IDB, 67° IWB @ 800 CFM, LOW STAGE

Outdoor Temp. ° F.	Total Btuh	Sensible Btuh	Latent Btuh	Total Watts
75°	26,493	18,600	7,892	1,656
80°	26,177	18,612	7,565	1,710
85°	25,862	18,619	7,243	1,764
90°	25,546	18,688	6,858	1,811
95°	25,231	18,750	6,481	1,858
100°	24,600	18,628	5,972	1,898
105°	23,969	18,488	5,482	1,938
110°	23,086	17,881	5,205	1,973
115°	22,203	17,269	4,934	2,008
TVA Conditions @ 95° OD DB, 75° ID DB, 63° ID WB				
95°	**23,380**	**18,563**	**4,817**	**1,783**

DSZ160481A* / CA*F4961*6A*+TXV/ MBE2000-1B***
Conditions: 80° IDB, 67° IWB @ 1100 CFM, LOW STAGE

Outdoor Temp. ° F.	Total Btuh	Sensible Btuh	Latent Btuh	Total Watts
75°	36,151	25,245	10,906	2,254
80°	35,721	25,261	10,459	2,328
85°	35,290	25,270	10,020	2,402
90°	34,860	25,364	9,496	2,467
95°	**34,430**	**25,448**	**8,981**	**2,532**
100°	33,569	25,282	8,286	2,587
105°	32,708	25,092	7,616	2,643
110°	31,503	24,269	7,234	2,691
115°	30,298	23,438	6,860	2,739
TVA Conditions @ 95° OD DB, 75° ID DB, 63° ID WB				
95°	**31,904**	**25,194**	**6,710**	**2,428**

DSZ160601A* / CA*F4961*6A*+TXV/ MBE2000-1B***
Conditions: 80° IDB, 67° IWB @ 1200 CFM, LOW STAGE

Outdoor Temp. ° F.	Total Btuh	Sensible Btuh	Latent Btuh	Total Watts
75°	42,671	29,080	13,591	2,828
80°	42,163	29,099	13,064	2,924
85°	41,655	29,109	12,546	3,019
90°	41,147	29,218	11,929	3,103
95°	**40,639**	**29,315**	**11,324**	**3,187**
100°	39,623	29,123	10,500	3,258
105°	38,607	28,904	9,703	3,330
110°	37,185	27,956	9,229	3,392
115°	35,762	26,999	8,764	3,453
TVA Conditions @ 95° OD DB, 75° ID DB, 63° ID WB				
95°	**37,658**	**29,021**	**8,636**	**3,054**

PERFORMANCE DATA HIGH STAGE

DSZ160241A* / CA*F3636C6+TXV/ MBE1600**-1B***
Conditions: 80° IDB, 67° IWB @ 875 CFM, HIGH STAGE

Outdoor Temp. ° F.	Total Btuh	Sensible Btuh	Latent Btuh	Total Watts
75°	25,200	18,867	6,333	1,794
80°	24,900	18,880	6,020	1,853
85°	24,600	18,886	5,714	1,912
90°	24,300	18,957	5,343	1,964
95°	**24,000**	**19,019**	**4,981**	**2,016**
100°	23,400	18,895	4,505	2,060
105°	22,800	18,753	4,047	2,104
110°	21,960	18,138	3,822	2,142
115°	21,120	17,517	3,603	2,180
TVA Conditions @ 95° OD DB, 75° ID DB, 63° ID WB				
95°	**22,239**	**18,829**	**3,410**	**1,933**

DSZ160361A* / CA*F3743*6A*+TXV/ MBE1600-1B***
Conditions: 80° IDB, 67° IWB @ 1200 CFM, HIGH STAGE

Outdoor Temp. ° F.	Total Btuh	Sensible Btuh	Latent Btuh	Total Watts
75°	36,330	25,172	11,158	2,477
80°	35,898	25,189	10,709	2,558
85°	35,465	25,198	10,267	2,638
90°	35,033	25,291	9,741	2,710
95°	34,600	25,375	9,225	2,781
100°	33,735	25,210	8,525	2,842
105°	32,870	25,020	7,850	2,902
110°	31,659	24,199	7,460	2,954
115°	30,448	23,371	7,077	3,007
TVA Conditions @ 95° OD DB, 75° ID DB, 63° ID WB				
95°	**32,062**	**25,121**	**6,940**	**2,668**

DSZ160481A* / CA*F4961*6A*+TXV/ MBE2000-1B***
Conditions: 80° IDB, 67° IWB @ 1550 CFM, HIGH STAGE

Outdoor Temp. ° F.	Total Btuh	Sensible Btuh	Latent Btuh	Total Watts
75°	49,875	35,597	14,278	3,237
80°	49,281	35,620	13,661	3,342
85°	48,688	35,633	13,055	3,446
90°	48,094	35,766	12,328	3,538
95°	**47,500**	**35,884**	**11,616**	**3,631**
100°	46,313	35,650	10,663	3,709
105°	45,125	35,382	9,743	3,787
110°	43,463	34,221	9,242	3,855
115°	41,800	33,049	8,751	3,922
TVA Conditions @ 95° OD DB, 75° ID DB, 63° ID WB				
95°	**44,015**	**35,525**	**8,490**	**3,484**

DSZ160601A* / CA*F4961*6A*+TXV/ MBE2000-1B***
Conditions: 80° IDB, 67° IWB @ 1800 CFM, HIGH STAGE

Outdoor Temp. ° F.	Total Btuh	Sensible Btuh	Latent Btuh	Total Watts
75°	59,850	41,727	18,123	4,105
80°	59,138	41,754	17,383	4,239
85°	58,425	41,769	16,656	4,374
90°	57,713	41,925	15,788	4,493
95°	**57,000**	**42,064**	**14,936**	**4,612**
100°	55,575	41,789	13,786	4,712
105°	54,150	41,475	12,675	4,813
110°	52,155	40,114	12,041	4,901
115°	50,160	38,741	11,419	4,988
TVA Conditions @ 95° OD DB, 75° ID DB, 63° ID WB				
95°	**52,818**	**41,643**	**11,176**	**4,423**

SPLIT SYSTEM HEATING PERFORMANCE LOW STAGE

EXPANDED PERFORMANCE DATA

MODEL: DSZ160241A* / CA*F3636C6 + TXV / MBE1600**-1B*** **HEATING OPERATION**

	Outdoor Ambient Temperature																	
	65	60	55	50	47	45	40	35	30	25	20	17	15	10	5	0	-5	-10
MBh	20.8	19.7	18.5	17.3	16.6	16.0	14.9	13.7	13.1	12.1	11.1	10.5	10.1	9.1	8.1	7.0	6.0	4.9
Delta T	30.2	28.6	26.9	25.2	24.1	23.3	21.7	20.0	19.0	17.6	16.2	15.3	14.7	13.2	11.7	10.2	8.7	7.1
KW	1.42	1.40	1.37	1.34	1.32	1.31	1.28	1.25	1.37	1.33	1.30	1.28	1.27	1.23	1.20	1.17	1.14	1.10
AMPS	6.8	6.3	5.9	5.6	5.4	5.3	5.0	4.7	4.5	4.3	4.1	4.0	4.0	3.8	3.5	3.3	3.1	2.8
COP	4.27	4.13	3.97	3.79	3.67	3.59	3.41	3.21	2.81	2.66	2.51	2.40	2.34	2.15	1.96	1.76	1.54	1.30
EER	14.6	14.1	13.6	13.0	12.5	12.3	11.6	11.0	9.6	9.1	8.6	8.2	8.0	7.4	6.7	6.0	5.3	4.5
HI PR	360	345	331	317	309	304	292	280	268	256	246	240	236	227	218	209	202	195
LO PR	150	139	130	119	113	109	100	89	80	72	63	59	56	48	41	35	30	24

MODEL: DSZ160361A* / CA*F3743*6A* + TXV / MBE1600-1B*** **HEATING OPERATION**

	Outdoor Ambient Temperature																	
	65	60	55	50	47	45	40	35	30	25	20	17	15	10	5	0	-5	-10
MBh	30.3	28.7	27.0	25.3	24.1	23.4	21.7	20.0	18.1	16.7	15.4	14.5	14.0	12.6	11.1	9.7	8.3	6.8
Delta T	35.1	33.2	31.3	29.2	27.9	27.1	25.1	23.2	21.0	19.4	17.8	16.8	16.2	14.5	12.9	11.2	9.6	7.9
KW	2.03	1.98	1.94	1.90	1.88	1.86	1.82	1.78	1.93	1.89	1.84	1.81	1.79	1.75	1.70	1.65	1.61	1.56
AMPS	9.8	9.1	8.5	8.0	7.8	7.6	7.2	6.8	6.6	6.3	6.0	5.8	5.8	5.5	5.1	4.8	4.5	4.1
COP	4.38	4.23	4.07	3.89	3.76	3.68	3.49	3.29	2.74	2.60	2.45	2.35	2.29	2.11	1.92	1.72	1.51	1.27
EER	15.0	14.5	13.9	13.3	12.8	12.6	11.9	11.3	9.4	8.9	8.4	8.0	7.8	7.2	6.6	5.9	5.2	4.4
HI PR	379	363	349	334	326	320	307	295	282	270	259	253	248	239	230	220	212	205
LO PR	149	139	130	119	113	108	100	89	80	72	63	58	56	48	41	35	30	24

MODEL: DSZ160481A* / CA*F4961*6A* + TXV / MBE2000-1B*** **HEATING OPERATION**

	Outdoor Ambient Temperature																	
	65	60	55	50	47	45	40	35	30	25	20	17	15	10	5	0	-5	-10
MBh	43.2	40.9	38.5	36.0	34.4	33.3	30.9	28.5	25.7	23.7	21.8	20.6	19.9	17.8	15.8	13.8	11.8	9.6
Delta T	37.2	35.2	33.1	31.0	29.6	28.7	26.6	24.6	22.1	20.4	18.8	17.8	17.1	15.4	13.6	11.9	10.1	8.3
KW	2.97	2.91	2.85	2.79	2.75	2.72	2.66	2.60	2.71	2.65	2.58	2.54	2.52	2.45	2.38	2.32	2.25	2.18
AMPS	14.1	13.1	12.2	11.5	11.1	10.9	10.3	9.7	9.3	8.9	8.5	8.3	8.1	7.7	7.2	6.8	6.3	5.6
COP	4.25	4.11	3.95	3.78	3.66	3.58	3.40	3.21	2.77	2.62	2.48	2.38	2.31	2.13	1.94	1.74	1.53	1.29
EER	14.5	14.0	13.5	12.9	12.5	12.2	11.6	11.0	9.5	9.0	8.5	8.1	7.9	7.3	6.6	5.9	5.2	4.4
HI PR	411	394	379	362	354	347	334	320	307	293	281	275	270	259	249	239	231	223
LO PR	145	135	126	116	110	105	97	86	78	70	61	57	55	46	40	34	29	23

MODEL: DSZ160601A* / CA*F4961*6A* + TXV / MBE2000-1B*** **HEATING OPERATION**

	Outdoor Ambient Temperature																	
	65	60	55	50	47	45	40	35	30	25	20	17	15	10	5	0	-5	-10
MBh	52.2	49.5	46.5	43.5	41.6	40.3	37.4	34.5	33.0	30.4	28.0	26.5	25.5	22.9	20.3	17.7	15.1	12.4
Delta T	40.3	38.2	35.9	33.6	32.1	31.1	28.9	26.6	25.4	23.5	21.6	20.4	19.7	17.6	15.6	13.6	11.6	9.5
KW	3.67	3.59	3.51	3.44	3.39	3.36	3.28	3.21	3.42	3.34	3.25	3.20	3.17	3.08	3.00	2.91	2.82	2.74
AMPS	17.4	16.1	15.0	14.1	13.6	13.3	12.6	11.9	11.4	10.9	10.3	10.1	9.9	9.4	8.8	8.2	7.6	6.8
COP	4.16	4.03	3.88	3.71	3.59	3.51	3.33	3.15	2.82	2.67	2.52	2.42	2.35	2.17	1.98	1.78	1.56	1.32
EER	14.2	13.8	13.2	12.7	12.3	12.0	11.4	10.8	9.6	9.1	8.6	8.3	8.0	7.4	6.8	6.1	5.3	4.5
HI PR	402	385	371	354	346	339	326	313	300	286	275	268	264	254	244	234	226	218
LO PR	141	131	123	113	107	103	94	84	76	68	59	55	53	45	39	33	29	22

High pressure is measured at the liquid service valve (the smaller valve).
Low pressure is measured at the gauge port connection.
Calculations are based on nominal CFM and 70 °F indoor dry bulb.

AMPS = Outdoor unit amps (comp.+fan)
KW = Total system power

**Note: Shaded area is AHRI Rating Conditions at 47° outdoor ambient temperature*

SPLIT SYSTEM HEATING PERFORMANCE HIGH STAGE

EXPANDED PERFORMANCE DATA

MODEL: DSZ160241A* / CA*F3636C6 + TXV / MBE1600**-1B*** **HEATING OPERATION**

	Outdoor Ambient Temperature																	
	65	60	55	50	47	45	40	35	30	25	20	17	15	10	5	0	-5	-10
MBh	30.2	28.6	26.9	25.1	24.0	23.3	21.6	19.9	18.7	17.3	15.9	15.0	14.4	13.0	11.5	10.0	8.6	7.0
Delta T	31.9	30.2	28.4	26.6	25.4	24.6	22.9	21.1	19.8	18.3	16.8	15.9	15.3	13.7	12.2	10.6	9.0	7.4
KW	1.86	1.83	1.79	1.75	1.73	1.71	1.68	1.64	1.72	1.68	1.64	1.61	1.60	1.56	1.52	1.48	1.44	1.40
AMPS	8.7	8.0	7.5	7.1	6.8	6.7	6.3	6.0	5.7	5.5	5.2	5.1	5.0	4.8	4.5	4.2	3.9	3.5
COP	4.74	4.58	4.40	4.20	4.06	3.97	3.77	3.55	3.18	3.01	2.84	2.72	2.65	2.44	2.22	1.99	1.74	1.47
EER	16.2	15.6	15.0	14.3	13.9	13.6	12.9	12.1	10.9	10.3	9.7	9.3	9.0	8.3	7.6	6.8	6.0	5.0
HI PR	359	344	331	316	309	303	291	279	268	256	245	240	235	226	218	209	201	194
LO PR	145	134	126	116	109	105	97	86	78	69	61	57	55	46	40	34	29	23

MODEL: DSZ160361A* / CA*F3743*6A* + TXV / MBE1600-1B*** **HEATING OPERATION**

	Outdoor Ambient Temperature																	
	65	60	55	50	47	45	40	35	30	25	20	17	15	10	5	0	-5	-10
MBh	43.2	40.9	38.5	36.0	34.4	33.3	31.0	28.6	26.2	24.2	22.2	21.0	20.2	18.1	16.1	14.0	12.0	9.8
Delta T	34.8	33.0	31.0	29.0	27.7	26.8	24.9	23.0	21.1	19.4	17.9	16.9	16.3	14.6	13.0	11.3	9.6	7.9
KW	2.80	2.74	2.69	2.63	2.60	2.57	2.52	2.46	2.39	2.33	2.28	2.24	2.22	2.16	2.11	2.05	2.00	1.94
AMPS	13.1	12.1	11.4	10.7	10.3	10.1	9.5	9.1	8.7	8.3	7.9	7.7	7.6	7.2	6.7	6.4	5.9	5.3
COP	4.52	4.37	4.20	4.01	3.88	3.79	3.60	3.40	3.21	3.03	2.86	2.74	2.66	2.45	2.23	2.00	1.75	1.48
EER	15.4	14.9	14.3	13.7	13.2	13.0	12.3	11.6	11.0	10.4	9.8	9.4	9.1	8.4	7.6	6.8	6.0	5.0
HI PR	391	375	360	344	336	330	317	304	292	279	267	261	256	247	237	227	219	212
LO PR	143	133	125	114	108	104	96	85	77	69	60	56	54	46	39	33	29	23

MODEL: DSZ160481A* / CA*F4961*6A* + TXV / MBE2000-1B*** **HEATING OPERATION**

	Outdoor Ambient Temperature																	
	65	60	55	50	47	45	40	35	30	25	20	17	15	10	5	0	-5	-10
MBh	59.1	55.9	52.6	49.2	47.0	45.5	42.3	39.0	41.1	38.0	34.9	33.0	31.8	28.5	25.3	22.0	18.8	15.4
Delta T	35.3	33.4	31.4	29.4	28.1	27.2	25.3	23.3	24.6	22.7	20.9	19.7	19.0	17.0	15.1	13.2	11.2	9.2
KW	3.81	3.73	3.65	3.58	3.53	3.50	3.42	3.35	3.33	3.25	3.17	3.13	3.10	3.02	2.94	2.86	2.78	2.71
AMPS	18.8	17.1	15.6	14.4	13.7	13.3	12.2	11.3	10.6	9.9	9.2	8.8	8.6	7.9	7.0	6.3	5.4	4.3
COP	4.54	4.39	4.22	4.03	3.89	3.81	3.61	3.41	3.61	3.42	3.22	3.09	3.00	2.77	2.52	2.25	1.98	1.67
EER	15.5	15.0	14.4	13.8	13.3	13.0	12.4	11.7	12.3	11.7	11.0	10.6	10.3	9.5	8.6	7.7	6.8	5.7
HI PR	402	386	371	354	346	340	326	313	300	287	275	269	264	254	244	234	226	218
LO PR	139	129	121	111	105	101	93	82	74	66	58	54	52	44	38	32	28	22

MODEL: DSZ160601A* / CA*F4961*6A* + TXV / MBE2000-1B*** **HEATING OPERATION**

	Outdoor Ambient Temperature																	
	65	60	55	50	47	45	40	35	30	25	20	17	15	10	5	0	-5	-10
MBh	71.6	67.8	63.8	59.7	57.0	55.2	51.3	47.3	44.9	41.4	38.1	36.0	34.7	31.1	27.6	24.0	20.5	16.8
Delta T	36.9	34.9	32.8	30.7	29.3	28.4	26.4	24.3	23.1	21.3	19.6	18.5	17.8	16.0	14.2	12.4	10.6	8.6
KW	4.73	4.63	4.53	4.44	4.38	4.34	4.25	4.15	4.27	4.16	4.06	4.00	3.96	3.86	3.76	3.66	3.55	3.45
AMPS	21.6	20.0	18.6	17.5	16.9	16.5	15.5	14.7	14.1	13.4	12.8	12.4	12.3	11.6	10.8	10.1	9.3	8.3
COP	4.44	4.29	4.12	3.94	3.81	3.73	3.54	3.34	3.08	2.91	2.75	2.63	2.56	2.36	2.15	1.92	1.69	1.42
EER	15.2	14.7	14.1	13.5	13.0	12.7	12.1	11.4	10.5	9.9	9.4	9.0	8.7	8.1	7.3	6.6	5.8	4.9
HI PR	395	379	364	348	340	334	321	308	295	282	270	264	259	249	240	230	222	214
LO PR	133	124	116	106	101	97	89	79	71	64	56	52	50	43	37	31	27	21

High pressure is measured at the liquid service valve (the smaller valve).
Low pressure is measured at the gauge port connection.
Calculations are based on nominal CFM and 70 °F indoor dry bulb.

AMPS = Outdoor unit amps (comp.+fan)
KW = Total system power

**Note: Shaded area is AHRI Rating Conditions at 47° outdoor ambient temperature*

HEATING SPECIFICATIONS LOW STAGE

DSZ160241A*/CA*F3636C6+TXV/MBE1600**-1B***
Conditions: 600 CFM Indoor Air @ 70°F DB, LOW STAGE

Outdoor Ambient °F.	Basic Unit without Auxiliary Heat		Capacity of Unit With KW of Auxiliary heat			
	capacity btuh	c.o.p.	4.8	9.6	14.4	19.2
65	20.81	4.27	37.19	53.57	69.95	86.34
60	19.70	4.13	36.08	52.46	68.85	85.23
55	18.54	3.97	34.92	51.30	67.69	84.07
50	17.33	3.79	33.71	50.10	66.48	82.86
45	16.04	3.59	32.42	48.80	65.19	81.57
40	14.90	3.41	31.28	47.66	64.04	80.43
35	13.74	3.21	30.12	46.50	62.89	79.27
30	13.10	2.81	29.48	45.87	62.25	78.63
25	12.09	2.66	28.48	44.86	61.24	77.62
20	11.14	2.51	27.52	43.90	60.28	76.67
15	10.13	2.34	26.51	42.89	59.27	75.66
10	9.09	2.15	25.47	41.85	58.23	74.61
5	8.05	1.96	24.44	40.82	57.20	73.58
0	7.02	1.76	23.41	39.79	56.17	72.55
-5	5.99	1.54	22.38	38.76	55.14	71.52
-10	4.91	1.30	21.29	37.68	54.06	70.44

DSZ160361A*/CA*F3743*6A*+TXV/MBE1600-1B***
Conditions: 800 CFM Indoor Air @ 70°F DB, LOW STAGE

Outdoor Ambient °F.	Basic Unit without Auxiliary Heat		Capacity of Unit With KW of Auxiliary heat			
	capacity btuh	c.o.p.	4.8	9.6	14.4	19.2
65	30.32	4.38	46.70	63.08	79.47	95.85
60	28.70	4.23	45.09	61.47	77.85	94.23
55	27.02	4.07	43.40	59.78	76.16	92.55
50	25.25	3.89	41.64	58.02	74.40	90.78
45	23.37	3.68	39.76	56.14	72.52	88.90
40	21.71	3.49	38.09	54.47	70.86	87.24
35	20.02	3.29	36.40	52.79	69.17	85.55
30	18.12	2.74	34.50	50.89	67.27	83.65
25	16.72	2.60	33.11	49.49	65.87	82.25
20	15.40	2.45	31.78	48.17	64.55	80.93
15	14.00	2.29	30.39	46.77	63.15	79.53
10	12.57	2.11	28.95	45.33	61.71	78.09
5	11.14	1.92	27.52	43.90	60.29	76.67
0	9.71	1.72	26.10	42.48	58.86	75.24
-5	8.29	1.51	24.67	41.05	57.44	73.82
-10	6.79	1.27	23.17	39.56	55.94	72.32

DSZ160481A*/CA*F4961*6A*+TXV/MBE2000-1B***
Conditions: 1100 CFM Indoor Air @ 70°F DB, LOW STAGE

Outdoor Ambient °F.	Basic Unit without Auxiliary Heat		Capacity of Unit With KW of Auxiliary heat			
	capacity btuh	c.o.p.	4.8	9.6	14.4	19.2
65	43.19	4.25	59.58	75.96	92.34	108.72
60	40.89	4.11	57.27	73.66	90.04	106.42
55	38.49	3.95	54.87	71.25	87.63	104.02
50	35.98	3.78	52.36	68.74	85.12	101.51
45	33.30	3.58	49.68	66.06	82.44	98.83
40	30.93	3.40	47.31	63.69	80.07	96.46
35	28.52	3.21	44.90	61.29	77.67	94.05
30	25.70	2.77	42.08	58.47	74.85	91.23
25	23.72	2.62	40.10	56.49	72.87	89.25
20	21.85	2.48	38.23	54.61	70.99	87.37
15	19.86	2.31	36.25	52.63	69.01	85.39
10	17.82	2.13	34.20	50.59	66.97	83.35
5	15.80	1.94	32.18	48.57	64.95	81.33
0	13.78	1.74	30.16	46.54	62.93	79.31
-5	11.76	1.53	28.14	44.52	60.91	77.29
-10	9.63	1.29	26.02	42.40	58.78	75.16

DSZ160481A*/CA*F4961*6A*+TXV/MBE2000-1B***
Conditions: 1200 CFM Indoor Air @ 70°F DB, LOW STAGE

Outdoor Ambient °F.	Basic Unit without Auxiliary Heat		Capacity of Unit With KW of Auxiliary heat			
	capacity btuh	c.o.p.	4.8	9.6	14.4	19.2
65	52.24	4.16	68.62	85.00	101.38	117.77
60	49.45	4.03	65.84	82.22	98.60	114.98
55	46.54	3.88	62.93	79.31	95.69	112.07
50	43.51	3.71	59.89	76.28	92.66	109.04
45	40.27	3.51	56.65	73.03	89.42	105.80
40	37.40	3.33	53.78	70.17	86.55	102.93
35	34.49	3.15	50.88	67.26	83.64	100.02
30	32.98	2.82	49.37	65.75	82.13	98.51
25	30.44	2.67	46.82	63.21	79.59	95.97
20	28.03	2.52	44.42	60.80	77.18	93.56
15	25.49	2.35	41.87	58.26	74.64	91.02
10	22.87	2.17	39.25	55.64	72.02	88.40
5	20.28	1.98	36.66	53.04	69.42	85.81
0	17.68	1.78	34.07	50.45	66.83	83.21
-5	15.09	1.56	31.47	47.85	64.24	80.62
-10	12.36	1.32	28.74	45.13	61.51	77.89

**To obtain BTU capacity of unit with KW of auxiliary heat, multiply by 1000 (Example: 39.01 x 1000 = 39,010 BTU)*

HEATING SPECIFICATIONS HIGH STAGE

DSZ160241A*/CA*3636C6+TXV/ MB1600**-1B***
Conditions: 875 CFM Indoor Air @ 70°F DB, HIGH STAGE

Outdoor Ambient °F.	Basic Unit without Auxiliary Heat		Capacity of Unit With KW of Auxiliary heat			
	capacity btuh	c.o.p.	4.8	9.6	14.4	19.2
65	30.17	4.74	46.55	62.93	79.32	95.70
60	28.56	4.58	44.94	61.32	77.71	94.09
55	26.88	4.40	43.26	59.64	76.03	92.41
50	25.13	4.20	41.51	57.89	74.28	90.66
45	23.26	3.97	39.64	56.02	72.40	88.79
40	21.60	3.77	37.98	54.36	70.75	87.13
35	19.92	3.55	36.30	52.68	69.07	85.45
30	18.69	3.18	35.07	51.45	67.84	84.22
25	17.25	3.01	33.63	50.01	66.40	82.78
20	15.89	2.84	32.27	48.65	65.03	81.41
15	14.45	2.65	30.83	47.21	63.59	79.97
10	12.96	2.44	29.34	45.72	62.11	78.49
5	11.49	2.22	27.87	44.25	60.64	77.02
0	10.02	1.99	26.40	42.78	59.17	75.55
-5	8.55	1.74	24.93	41.31	57.70	74.08
-10	7.01	1.47	23.39	39.77	56.15	72.53

DSZ160361A*/CA*F3743*6A*+TXV/ MBE1600-1B***
Conditions: 1200 CFM Indoor Air @ 70°F DB, HIGH STAGE

Outdoor Ambient °F.	Basic Unit without Auxiliary Heat		Capacity of Unit With KW of Auxiliary heat			
	capacity btuh	c.o.p.	4.8	9.6	14.4	19.2
65	43.24	4.52	59.62	76.01	92.39	108.77
60	40.94	4.37	57.32	73.70	90.08	106.47
55	38.53	4.20	54.91	71.29	87.68	104.06
50	36.02	4.01	52.40	68.78	85.16	101.55
45	33.33	3.79	49.72	66.10	82.48	98.86
40	30.96	3.60	47.34	63.72	80.11	96.49
35	28.55	3.40	44.93	61.32	77.70	94.08
30	26.17	3.21	42.55	58.93	75.31	91.70
25	24.15	3.03	40.53	56.91	73.30	89.68
20	22.24	2.86	38.62	55.00	71.39	87.77
15	20.22	2.66	36.61	52.99	69.37	85.75
10	18.14	2.45	34.53	50.91	67.29	83.67
5	16.09	2.23	32.47	48.85	65.23	81.62
0	14.03	2.00	30.41	46.79	63.18	79.56
-5	11.97	1.75	28.35	44.73	61.12	77.50
-10	9.81	1.48	26.19	42.57	58.95	75.34

DSZ160481A*/CA*F4961*6A*+TXV/MBE2000-1B***
Conditions: 1550 CFM Indoor Air @ 70°F DB, HIGH STAGE

Outdoor Ambient °F.	Basic Unit without Auxiliary Heat		Capacity of Unit With KW of Auxiliary heat			
	capacity btuh	c.o.p.	4.8	9.6	14.4	19.2
65	59.08	4.54	75.46	91.84	108.23	124.61
60	55.93	4.39	72.31	88.69	105.08	121.46
55	52.64	4.22	69.02	85.40	101.79	118.17
50	49.21	4.03	65.59	81.97	98.36	114.74
45	45.54	3.81	61.93	78.31	94.69	111.07
40	42.30	3.61	58.68	75.06	91.45	107.83
35	39.01	3.41	55.39	71.77	88.16	104.54
30	41.12	3.61	57.50	73.88	90.27	106.65
25	37.95	3.42	54.33	70.71	87.10	103.48
20	34.95	3.22	51.33	67.71	84.09	100.48
15	31.78	3.00	48.16	64.54	80.93	97.31
10	28.51	2.77	44.89	61.28	77.66	94.04
5	25.28	2.52	41.66	58.04	74.43	90.81
0	22.04	2.25	38.43	54.81	71.19	87.57
-5	18.81	1.98	35.19	51.57	67.96	84.34
-10	15.41	1.67	31.79	48.18	64.56	80.94

DSZ160601A*/CA*F4961*6A*+TXV/MBE2000-1B***
Conditions: 1800 CFM Indoor Air @ 70°F DB, HIGH STAGE

Outdoor Ambient °F.	Basic Unit without Auxiliary Heat		Capacity of Unit With KW of Auxiliary heat			
	capacity btuh	c.o.p.	4.8	9.6	14.4	19.2
65	71.65	4.44	88.03	104.41	120.80	137.18
60	67.83	4.29	84.21	100.59	116.98	133.36
55	63.84	4.12	80.22	96.60	112.99	129.37
50	59.68	3.94	76.06	92.44	108.83	125.21
45	55.23	3.73	71.62	88.00	104.38	120.76
40	51.30	3.54	67.68	84.06	100.45	116.83
35	47.31	3.34	63.69	80.07	96.46	112.84
30	44.86	3.08	61.24	77.62	94.00	110.39
25	41.40	2.91	57.78	74.16	90.55	106.93
20	38.12	2.75	54.51	70.89	87.27	103.65
15	34.67	2.56	51.05	67.43	83.82	100.20
10	31.10	2.36	47.49	63.87	80.25	96.63
5	27.58	2.15	43.96	60.34	76.72	93.11
0	24.05	1.92	40.43	56.81	73.20	89.58
-5	20.52	1.69	36.90	53.28	69.67	86.05
-10	16.81	1.42	33.19	49.58	65.96	82.34

**To obtain BTU capacity of unit with KW of auxiliary heat, multiply by 1000 (Example: 39.01 x 1000 = 39,010 BTU)*

PERFORMANCE DATA

PERFORMANCE TEST

All data based upon listed indoor dry bulb temperature. .00 inches external static pressure on coil of outdoor section. Indoor air cubic feet per minute (CFM) as listed in the Performance Data Sheets:

If conditions vary from this, results will change as follows:

1. As indoor dry bulb temperatures increase, a slight increase will occur in indoor air temperature drop (Delta T). Low and high side pressures and power will not change.

2. As indoor CFM decreases, a slight increase will occur in indoor temperature drop (Delta T). A slight decrease will occur in low and high side pressures and power.

A properly operating unit should be within the subcooling value shown in the Heat Pump Specifications.

A properly operating unit should be within plus or minus **3 degrees** of the typical (Delta T) value shown.

A properly operating unit should be within plus or minus **7 PSIG** of the **HI PR** shown.

A properly operating unit should be within plus or minus **3 PSIG** of the **LO PR** shown.

A properly operating unit should be within plus or minus **3 Amps** of the typical value shown.

NOTE: Pressures are measured at the liquid and suction service valve ports.

WARNING

HIGH VOLTAGE!
DISCONNECT ALL POWER BEFORE SERVICING OR INSTALLING THIS UNIT. MULTIPLE POWER SOURCES MAY BE PRESENT. FAILURE TO DO SO MAY CAUSE PROPERTY DAMAGE, PERSONAL INJURY OR DEATH.

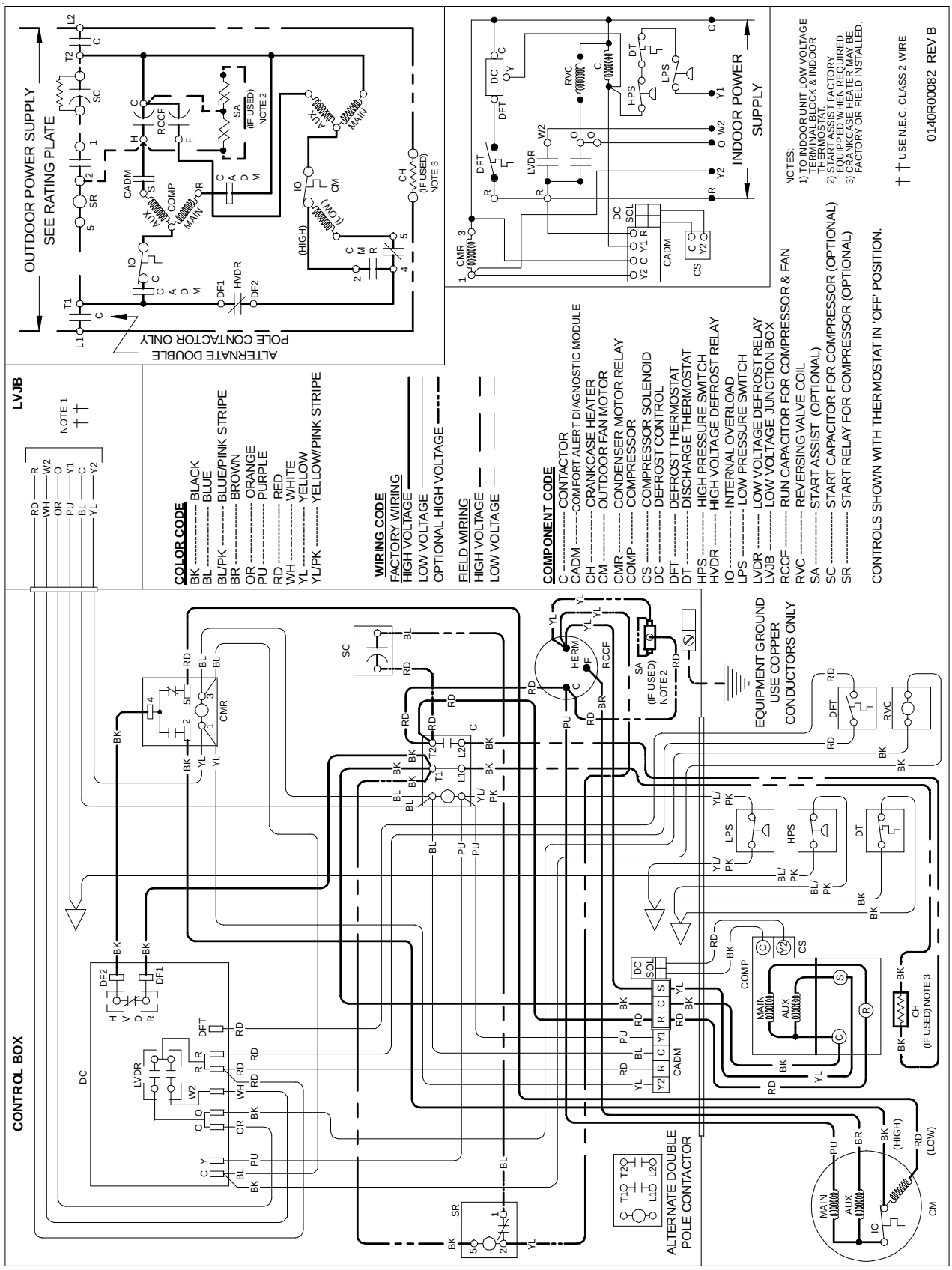

Wiring is subject to change, always refer to the wiring diagram on the unit for the most up-to-date wiring.