

SUBMITTAL DATA SHEET

Slim Duct Heat Pump System	
Location:	Approval:
Engineer:	Date:
Submitted to:	Construction:
Submitted by:	Unit #:
Reference:	Drawing #:



INDOOR SPECIFICATION		
Indoor Air Flow (Turbo/H/M/L/Si) (CFM)	419.1 / 350.2 / 256.0 / 216.0 / 135.4	
Indoor Noise Level (Turbo/H/M/L/Si) (dBA)	N/A/33.5/32.5/31/29	
Indoor static pressure range	0-0.8	
Dimension (WxDxH)	inch	27.56 x 29.53 x 9.65
	mm	700.0x750.0x245.0
Package (WxDxH)	inch	36.42 x 33.46 x 11.73
	mm	925x850x298
Net/Gross Weight	lbs	64.15/73.85
	kg	29.1/33.5

OUTDOOR SPECIFICATION		
Compressor Type	ROTARY	
Compressor Model	KSK103D33UEZ3	
Refrigerant	R454B	
Refrigerant Oil Charge(mL)	310	
Refrigerant Oil	2.40/5.65	
Outdoor Air Flow (Max) (CFM)	1236.1	
Outdoor Noise Level (dBA)	55.5	
Dimension (WxDxH)	inch	30.12 x 11.93 x 21.85
	mm	765.0x303.0x555.0
Package (WxDxH)	inch	34.92 x 13.27 x 24.02
	mm	887x337x610
Net/Gross Weight	lbs	62.17/67.68
	kg	28.2/30.7

EFFICIENCY			
Cooling		Heating	
SEER2	19.5	HSPF2-4	10.5
EER2	12.0	COP	3.78

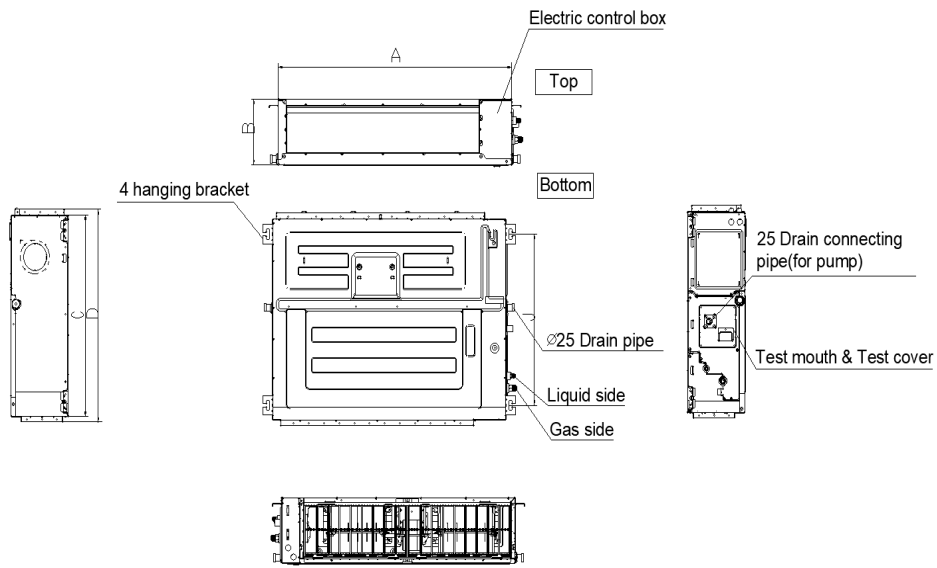
PERFORMANCE of Cooling	
Cooling (Btu/hr)	
Rated Capacity	12000
Min/Max Capacity	2200~12900
Moisture Removal(L/h)	1.30
Standard Operating Range(°F/°C)	-13~122(-25~50)
Conditions:	Indoor: 80°F DB/67°F WB Outdoor: 95°F DB/75°F WB

PERFORMANCE of Heating	
Heating (Btu/hr)	
1. @ 47°F Rated	12000
1. @ 47°F Min/Max Capacity	3700~15700
2. @ 17°F Rated	9100
3. @ 5°F Rated: Capacity / COP	8900/2.44
3. @ 5°F Max: Capacity	8900
Standard Operating Range(°F/°C)	-13~75(-25~24)
1. Conditions:	Indoor: 70°F DB/60°F WB Outdoor: 47°F DB/43°F WB
2. Conditions:	Indoor: 70°F DB/60°F WB Outdoor: 17°F DB/15°F WB
3. Conditions:	Indoor: 70°F DB/60°F WB Outdoor: 5°F DB/5°F WB

ELECTRICAL	
Power Supply	208/230V,60Hz,1Ph
System MCA	12.00
Connection Wiring	14#x4
System MOCP	15
Compressor RLA	7.3
Outdoor Fan Motor RLA	0.6
Outdoor Fan Motor W	34
Indoor Fan Motor RLA	1.5
Indoor Fan Motor W	165
System Power Input @ Cooling (W)	999(220 ~ 1200)
System Power Input @ Heating (W)	952(255 ~ 1380)
MCA: Min. circuit amps (A)	MOCP: Max. over current protection (A)
RLA: Rated load amps (A)	W: Fan motor rated output (W)

PIPING	
Throttle type(Indoor)	N/A
Throttle type(Outdoor)	EXV
Liquid Size	6.35mm(1/4in)
Gas Size	9.52mm(3/8in)
Max. Piping Length(ft/m)	82.00(25)
Max. Height Difference(ft/m)	49.20(15)
Max. Pre-charged Length(ft/m)	24.6(7.5)
Refrigerant Pre-charged Amount(oz/kg)	32.45(0.92)
Additional Charge of Refrigerant((oz/ft)/(g/m))	0.16(15)
Connection Method	Flared

Indoor Unit Dimension

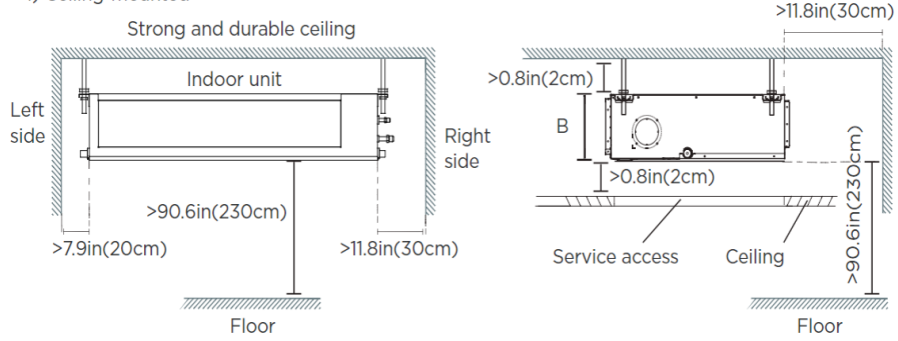


MODEL	A	B	C	D
9K	27-1/2in(700mm)	7-7/8in(200mm)	17-3/4(450mm)	20in(506mm)
12K	27-1/2in(700mm)	9-5/8in(245mm)	29-1/2(750mm)	31-1/4in(795mm)
18K~24K	39-3/8in(1000mm)	9-5/8in(245mm)	29-1/2(750mm)	31-1/4in(795mm)
36K~48K	47-1/8in(1200mm)	11-7/8in(300mm)	29-1/2(750mm)	31-1/4in(795mm)
60K	55-1/8in(1400mm)	15in(380mm)	31-1/2in(800mm)	33-1/4in(845mm)

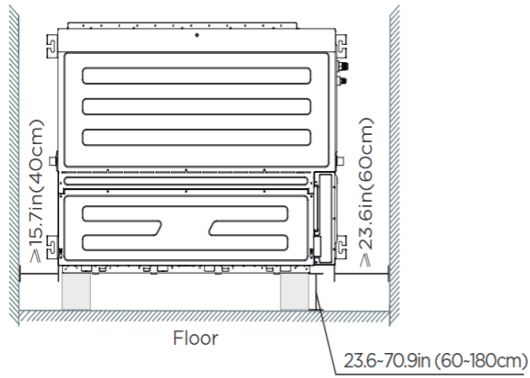
Installation place

The distance between the mounted indoor unit should meet the specifications illustrated in the following diagram.

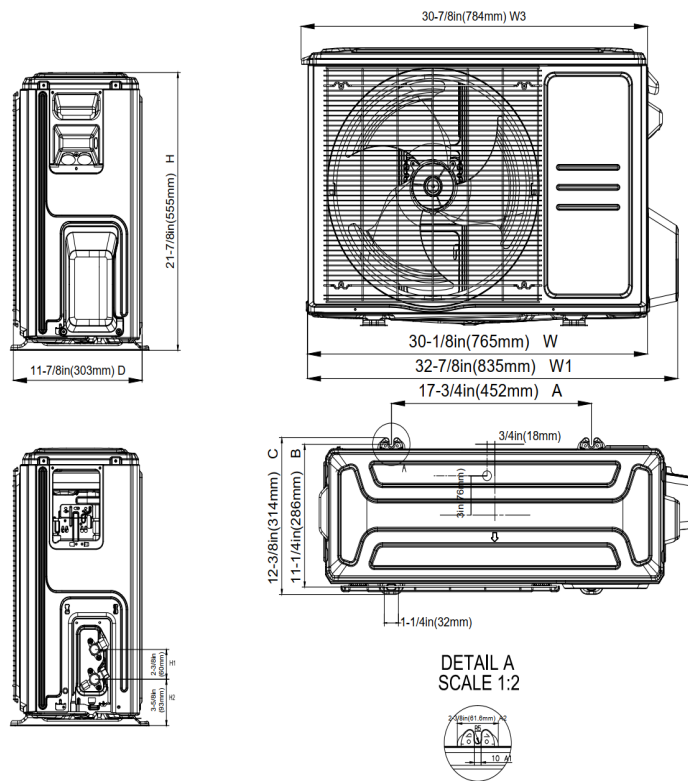
1) Ceiling-mounted



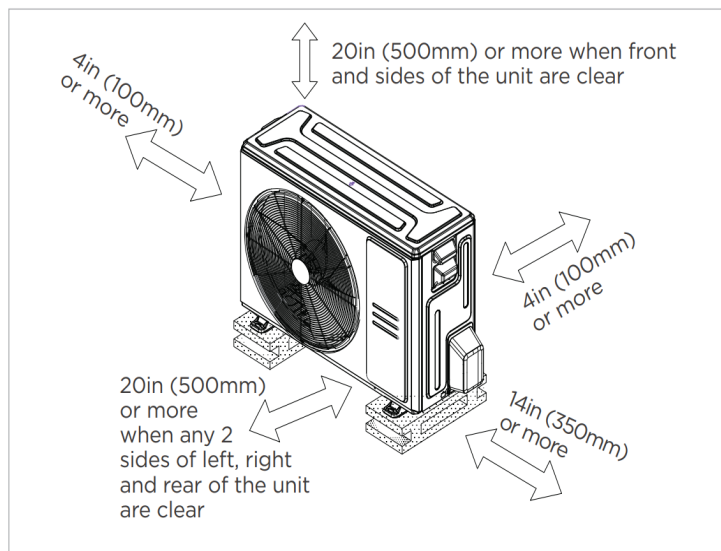
2) Wall-mounted



Outdoor Unit Dimension

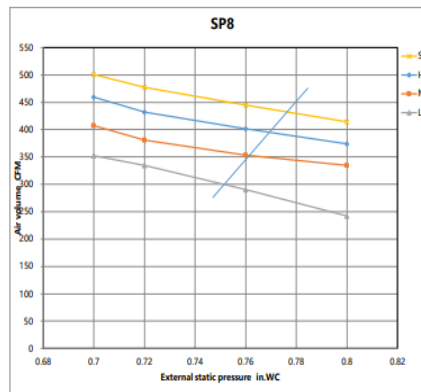
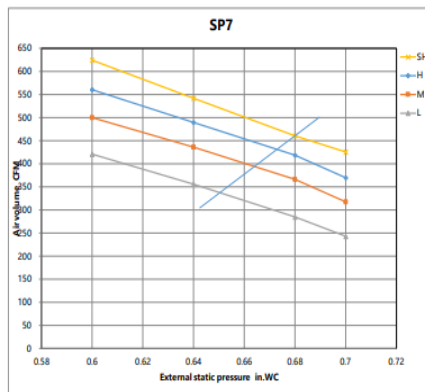
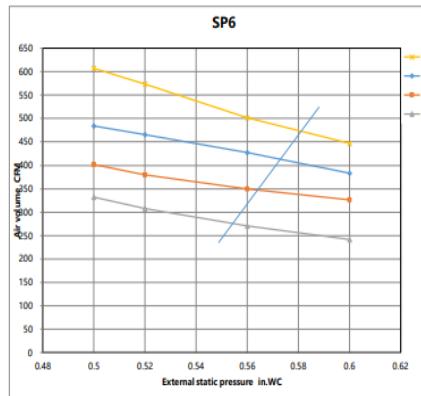
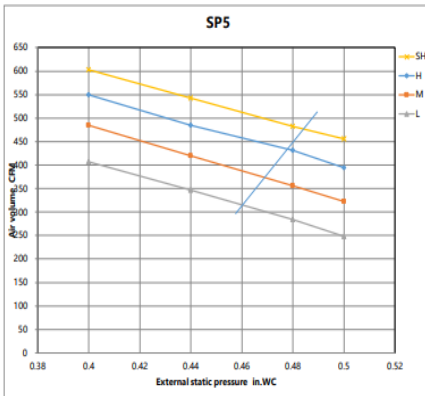
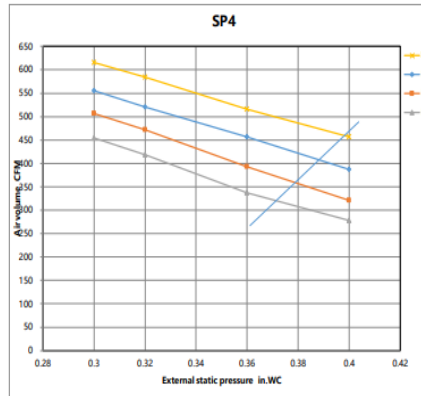
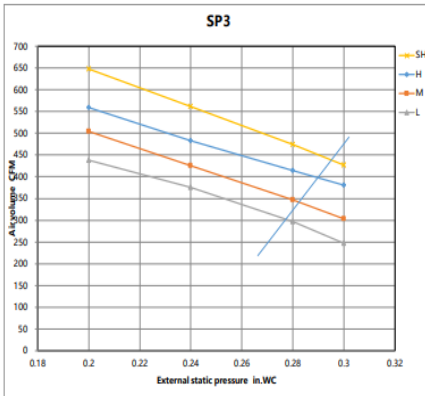
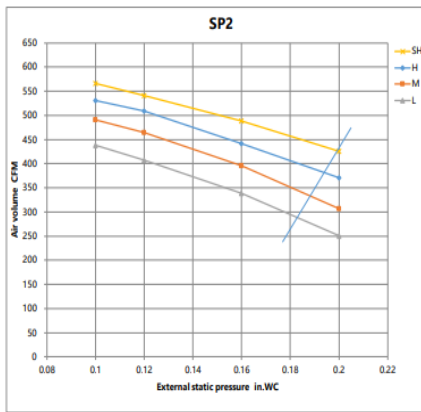
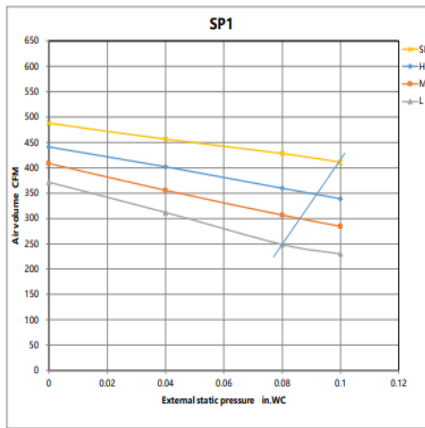


Installation Instruction

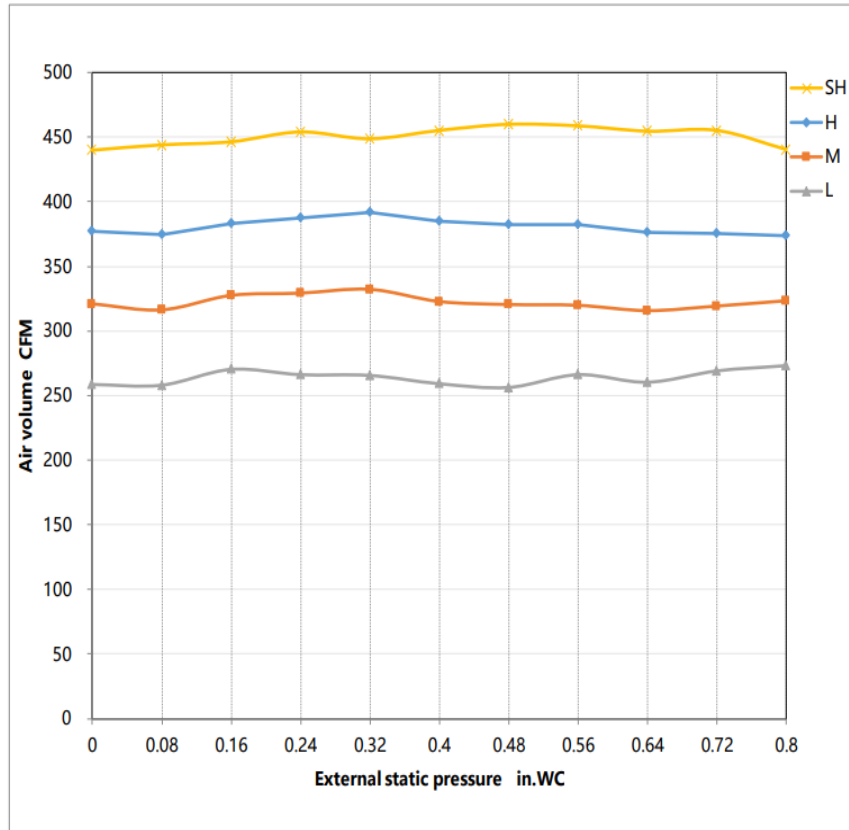


Meets all spatial requirements shown in Installation Clearance Requirements above.

Fan performance



Constant air volume



FEATURES

- Compatible with both horizontal and vertical installation
- Static pressure up to 0.8 in.w.g(for all models)
- Static pressure setting stages: 8
- Refrigerant leakage detection sensor
- Constant airflow
- Built-in pump
- i-clean
- Fan speed stages: 1~100%
- WiFi capability: through wired controller with built-in WiFi
- OTA(by using wired controller 120N(X6W))
- 2-pin connector(HA/HB) for programmable wired controller
- Multiple control options available:
 - Two way communication wired controller:120N(X6)
 - Two way communication wired controller with built-in WiFi:120N(X6W)
 - Infrared wired controller: 120L
 - Wireless remote controller
 - Third-Party 24V Thermostat*

*24V interface is required.