



SUBMITTAL DATA SHEET

Multi Zone Heat Pump	
Location: _____ Engineer: _____ Submitted to: _____ Submitted by: _____ Reference: _____	Approval: _____ Date: _____ Construction: _____ Unit #: _____ Drawing #: _____

Outdoor unit code	22022316001765
Outdoor unit model	BMM55C Non-Ducted
Certified	AHRI UL



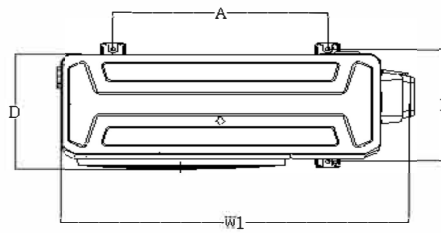
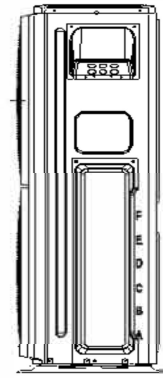
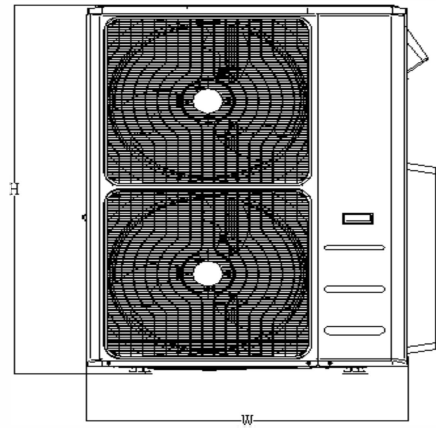
SYSTEM PERFORMANCE DATA		
Power supply		
Normal Operational Voltage	(V, Ph, Hz)	208/230V, 1Ph, 60Hz
Voltage Range	(V)	187-253
Electrical		
Minimum circuit ampacity	(A)	40.0
Max.fuse	(A)	60.0
Connection wiring		14AWG*4 Stranded, unshielded
Cooling		
Capacity	(Btu/h)	55000(11600~56900)
Power Input	(W)	5238(810~5800)
Current	(A)	23.5(3.9~26)
SEER2	(Btu/W)	20.2
EER2	(Btu/W)	10.5
Heating		
Capacity	(Btu/h)	55000(33000~63000)
Power Input	(W)	5117(2860~5650)
Current	(A)	22.5(12.7~25.5)
HSPF2-4	(Btu/W)	9.6
COP	W/W	3.15
Heat at 17F(H32)	(Btu/h)	36400
Heat at 5F(H42)	(Btu/h)	33200
COP at 5F(H42)	W/W	1.80

Outdoor(cooling)	(Deg. F)	5~122
Outdoor(heating)	(Deg. F)	-13~75

REFRIGERANT PIPE DATA		
Design pressure	(PSIG)	550/340
Refrigerant Type		R410A
Refrigerant charge	oz	162.0
Refrigerant precharge	(ft)	25x5
Additional charge for each ft (Φ6.35 (1/4") liquid pipe)	(oz/ft)	0.16
Additional charge for each ft (Φ9.52 (3/8") liquid pipe)	(oz/ft)	0.32
Liquid side	(inch)	5x1/4"
Gas side	(inch)	3x3/8"+2x1/2"
Max. length for all rooms	(ft)	262.5
Max. length for one indoor unit	(ft)	114.8
Max. height difference between indoor and outdoor unit	(ft)	49.2
Max. height difference between indoor units	(ft)	33.0

OUTDOOR UNIT DATA		
Compressor		
Type		ROTARY
Model		KTQ420D1UMU
Brand		GMCC
Capacity	(Btu/h)	46744
Input	(W)	3700
Rated current (RLA)	(A)	25.0
Refrigerant oil/oil charge	(ml)	VG74/1400
Outdoor fan motor		
Model		ZKFN-85-8-22-5
Qty		2
Input	(W)	126.0
Output	(W)	85.0
RLA	(A)	2.5
Speed	(r/min)	900/850/800/750
Air flow & Noise level		
Outdoor air flow (Max.)	(CFM)	4500.00
Outdoor noise level	[dB(A)]	62.00
Outdoor unit		
Dimension (W×D×H)	(inch)	37.48x16.34x52.48
Packing (W×D×H)	(inch)	43.11x19.49x58.27
Net/ Gross weight	(lbs.)	224.21/257.28

Outdoor unit dimension



Unit	W	D	H	W1	A	B
inch	37.5	16.3	52.5	41.7	25.0	15.9

