


Technical Features of
Blueridge PTAC Series

BP07A BP09A

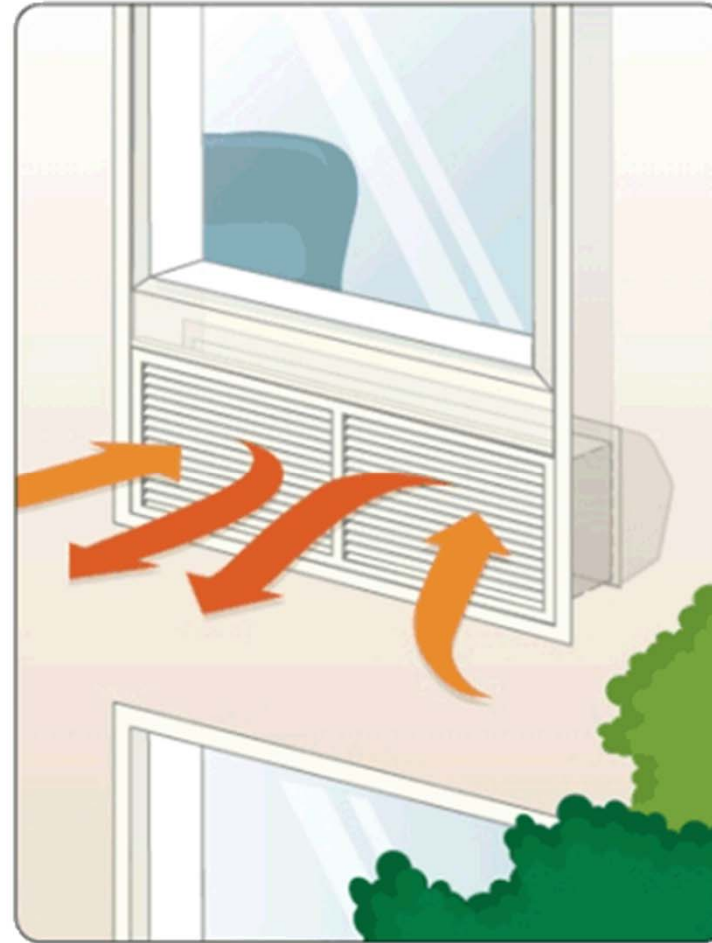
BP12A BP15A



➤ Air exchange

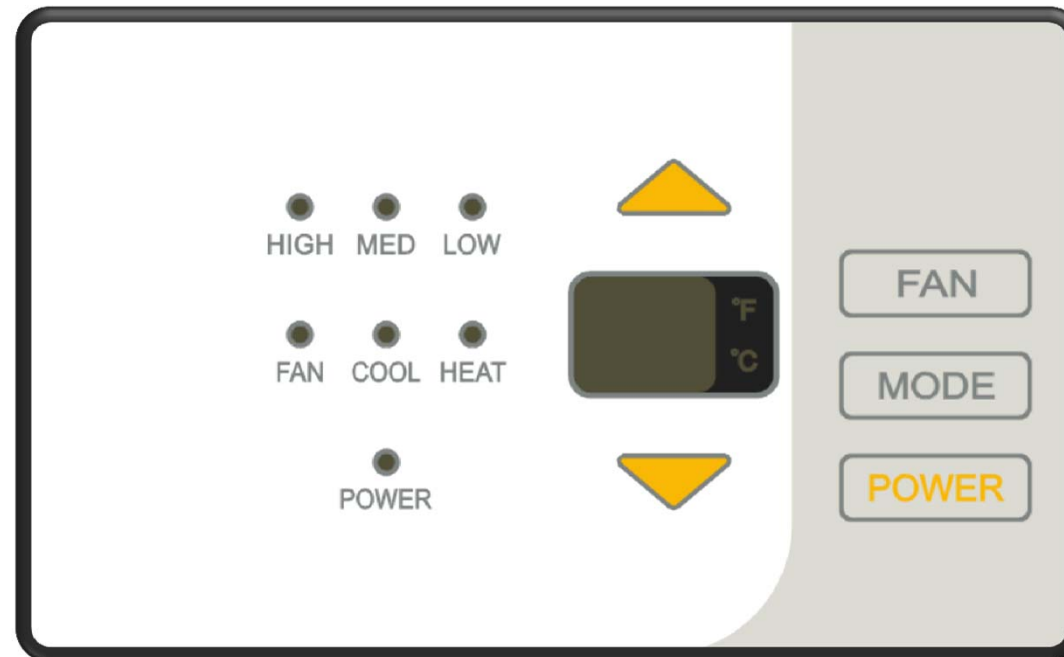


PTAC-INTERIOR



PTAC-EXTERIOR

➤ LED Display



LED display panel

Default setting

A) Cooling mode

B) High Fan speed


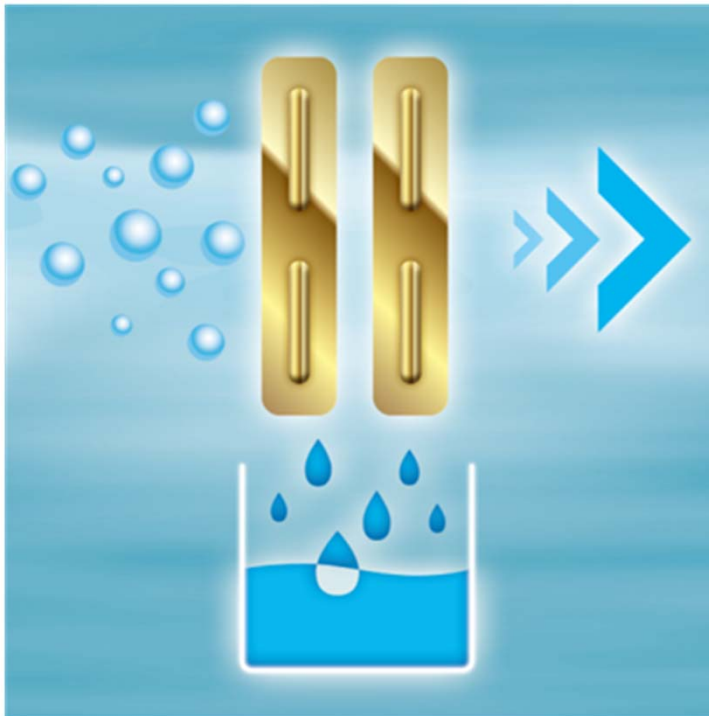
C) Setting temperature 78°F

➤ Auto-Restart



If the air conditioner shuts off unexpectedly due to the power off, it will restart to work under the previous setting mode automatically when the power resumes.

➤ Auto-defrosting function



Prevent evaporator from freezing, prolong product life and improve energy saving.

➤ Health design (Optional)

Large ventilation door: let more fresh air into the room, and make quick air exchange.

open



close

Filter placed in a position easy to clean



➤ Accessory (Optional)



Drain Kit
(is included in box)



Wall sleeve



Aluminum grille

➤ Features

Helpful Features



Auto Restart
Function



Self-evaporative
system



Easy to clean
panel



Fresh air
ventilation
(optional use)



LED display