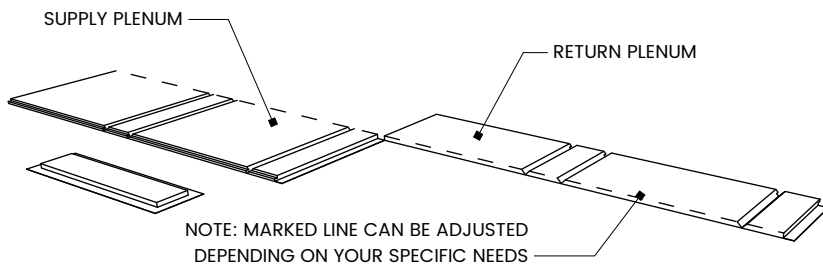
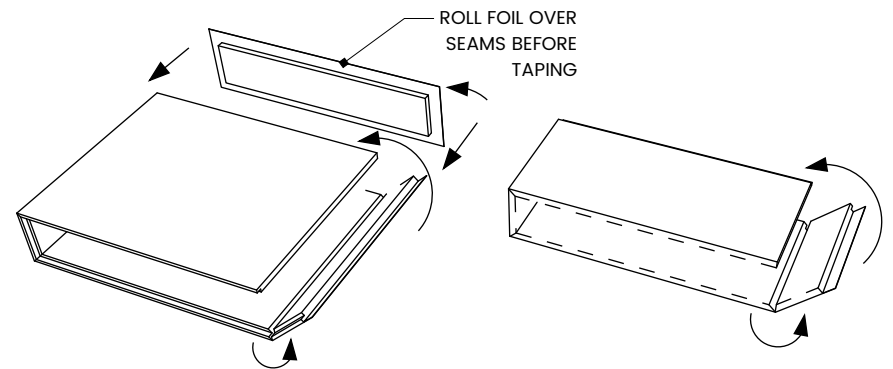
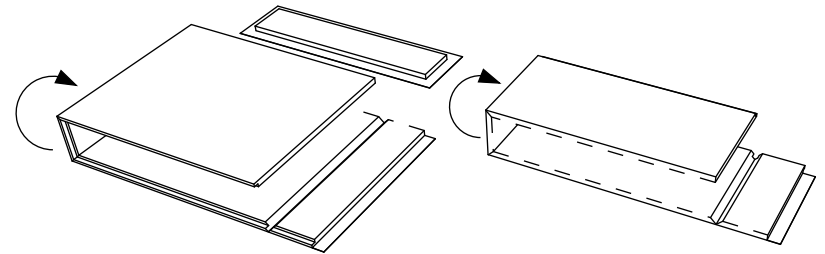
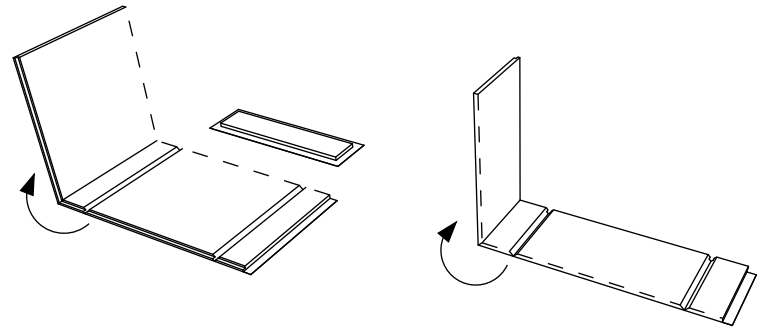


**UNPACK MATERIALS**

NOT TO SCALE



**CUT ALONG LINE**

NOT TO SCALE



**FOLD AND TAPE**

NOT TO SCALE



**BPK24 PLENUM ASSEMBLY STEPS**



BPK Plenums for Concealed Duct Systems

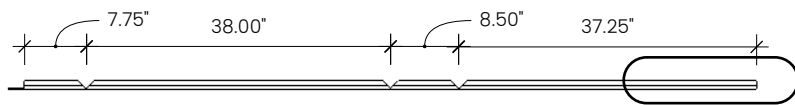
PRODUCT THIS PLENUM SUPPORTS



**BLUERIDGE BM24MCD**

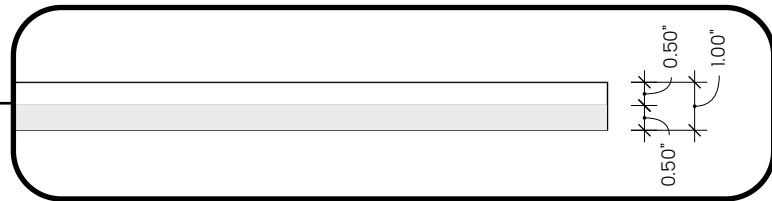
24,000 BTU CONCEALED DUCTED  
INDOOR AIR HANDLER

A BPK24



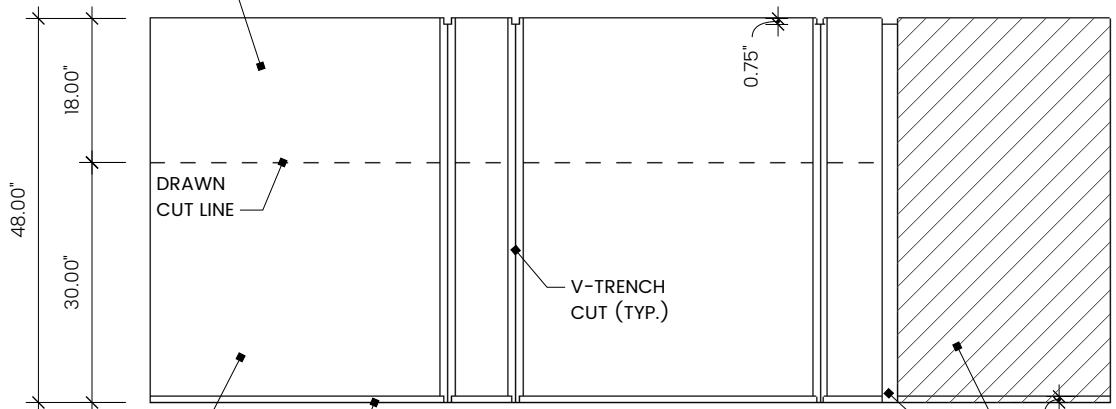
**RETURN EDGE**

SCALE: 1/2" = 1'-0"



RETURN SIDE

120.00"



SUPPLY SIDE

EXCESS/SCRAP

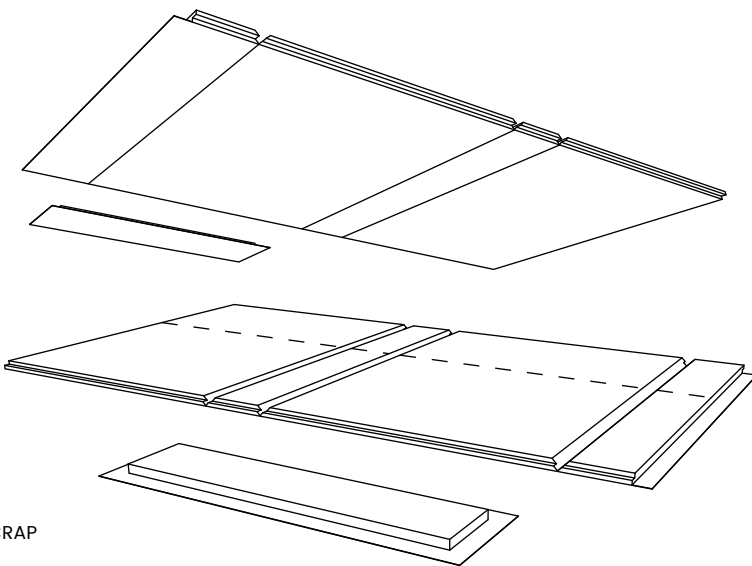
END CAP

2" FOIL FLAP (TYP.)

R4 - 1" THICK  
RIDGID ANTIMICROBIAL  
DUCT BOARD  
W/ FACTORY-MOLDED  
SHIPLAP EDGE

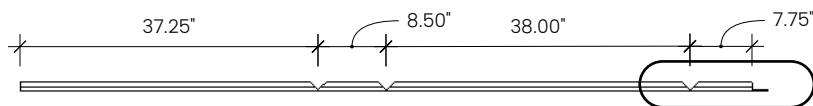
**INTERIOR SIDE LAYOUT**

SCALE: 1/2" = 1'-0"



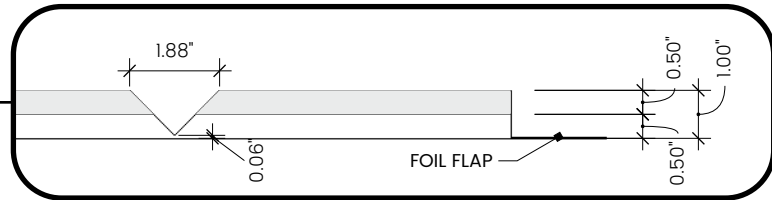
**PERSPECTIVE VIEWS**

NTS



**SUPPLY EDGE**

SCALE: 1/2" = 1'-0"



**BPK24 PLENUM MATERIAL DIMENSIONS**



BPK Plenums for Concealed Duct Systems

PRODUCT THIS PLENUM SUPPORTS



**BLUERIDGE BM24MCD**

24,000 BTU CONCEALED DUCTED  
INDOOR AIR HANDLER

**M** BPK24