



Air Conditioning & Heating

GPHM3

PACKAGED HEAT PUMP 13.4 SEER2 / 6.7 HSPF2 2 TO 5 TONS



Contents

Nomenclature.....	2
Product Specifications.....	3
Expanded Cooling Data.....	4
Expanded Heating Data.....	18
Airflow Data.....	20
Heat Kit Electrical Specs.....	22
Dimensions.....	23
Wiring Diagrams.....	24
Accessories.....	26

Standard Features

- Energy-efficient scroll compressor
- Multi-speed ECM indoor blower motor
- Convertible airflow: horizontal or downflow
- Copper tube/aluminum fin condenser coil
- All-Aluminum evaporator coil
- Electric heat kit available as a field-installed option
- AHRI Certified; ETL Listed

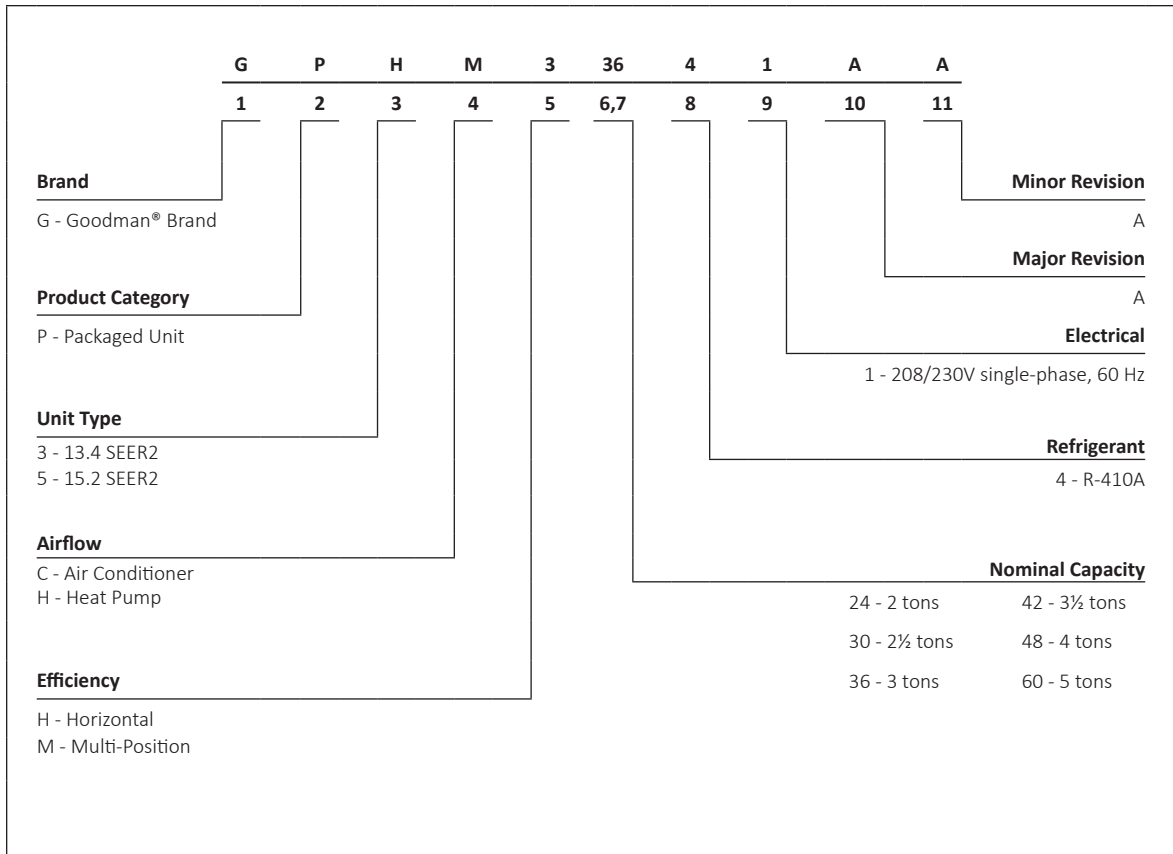
Cabinet Features

- Heavy-gauge galvanized-steel cabinet with attractive Architectural Gray powder-paint finish
- Aluminum foil-facing internal insulation reinforced with fiberglass scrim
- Fully insulated air-handling compartment with convenient access panels
- Meets cabinet air leakage requirements when tested in accordance with ASHRAE standard 193
- Louvered condenser coil protection
- One footprint for all tonnages
- When properly anchored, meets the 2020 Florida Building Code unit integrity requirements for hurricane-type winds (Anchor bracket kits available.)



* Complete warranty details available from your local dealer or at www.goodmanmfg.com. To receive the 10-Year Parts Limited Warranty, online registration must be completed within 60 days of installation. Online registration is not required in California or Quebec. The duration of warranty coverages in Texas differs in some cases.

NOMENCLATURE



	GPHM3 2441**	GPHM3 3041**	GPHM3 3641**	GPHM3 4241**	GPHM3 4841**	GPHM3 6041**
COOLING CAPACITY						
Total BTU/h	24,000	28,000	34,200	40,500	47,500	56,500
Sensible BTU/h	18,600	22,400	26,600	29,500	35,500	42,000
SEER2 / EER2	13.4/10.6	13.4/10.6	13.4/10.6	13.4/10.6	13.4/10.6	13.4/10.6
AHRI Numbers	210288029	210288030	210288031	210288032	210288033	210288034
HEATING CAPACITY						
BTU/h (47°F)	22,800	27,200	33,600	38,000	46,000	55,500
C.O.P. (47°F)	3.46	3.58	3.58	3.54	3.54	3.38
BTU/h (17°F)	13,200	14,800	18,800	21,500	26,500	33,000
C.O.P. (17°F)	2.16	2.18	2.18	2.14	2.26	2.23
HSPF2	6.70	6.70	6.70	6.70	6.70	6.70
EVAPORATOR MOTOR						
Type	ECM	ECM	ECM	ECM	ECM	ECM
Wheel (D x W)	10 x 9	10 x 9	10 x 9	10 x 9	10 x 9	10 x 9
Cooling CFM3	850	1,050	1,200	1,300	1,600	1,850
No. of Speeds	5	5	5	5	5	5
Horsepower- RPM	1/2- 1050	1/2- 1050	1/2- 1050	3/4- 1050	3/4- 1050	1- 1050
EVAPORATOR COIL						
Face Area (ft2)	4.55	4.55	4.55	6.2	6.2	6.2
Rows Deep	4	4	4	4	4	4
Fins per Inch	14	14	14	14	14	14
Metering Device Type	Piston	Piston	Piston	Piston	Piston	TXV
Drain Size (NPT)	¾"	¾"	¾"	¾"	¾"	¾"
Refrigerant Charge (oz.)	128	119	115	139	163	170
CONDENSER FAN						
Horsepower- RPM	¼- 830	¼- 830	¼- 830	¼- 1,075	½- 1,122	½- 1,122
Fan Diameter	22	22	22	22	22	22
# of Fan Blades	3	3	3	3	3	3
CONDENSER COIL						
Face Area (ft2)	12.08	12.08	12.08	15.09	19.05	19.05
Rows Deep	2	2	2	2	2	2
Fins per Inch	16	16	16	16	16	16
Metering Device Type	Piston	Piston	Piston	Piston	Piston	TXV
COMPRESSOR						
Quantity	1	1	1	1	1	1
Type	Scroll	Scroll	Scroll	Scroll	Scroll	Scroll
Stage	Single	Single	Single	Single	Single	Two
Sound Power						
dBA	76	76	81	80	79	80
ELECTRICAL DATA						
Compressor RLA/LRA	12.8 / 58.3	14.1 / 73	15.4 / 83.9	17.9 / 112	19.6 / 130	22.8 / 147.4
Voltage/Phase (60 Hz)	208-230/1	208-230/1	208-230/1	208-230/1	208-230/1	208-230/1
Indoor Blower FLA	3.8	3.8	3.8	5.4	5.4	7
Outdoor Fan FLA	1.3	1.3	1.3	1.4	2	2
M.C.A.1	21.4	23	24.4	29.2	31.9	37.5
M.O.P.2	30	35	35	45	50	60
SHIPPING WEIGHTS (LBS)						
	380	390	400	485	495	495

¹ Wire size should be determined in accordance with National Electrical Codes. Extensive wire runs will require larger wire sizes.

² Must use time-delay fuses or HACR-type circuit breakers of the same size as noted.

³ Factory

Always check the S&R plate for electrical data on the unit being installed.

IDB		OUTDOOR AMBIENT TEMPERATURE												ENTERING INDOOR WET BULB TEMPERATURE												
		65°F				75°F				85°F				95°F				105°F				115°F				
		59	63	67	71	59	63	67	71	59	63	67	71	59	63	67	71	59	63	67	71	59	63	67	71	
70	700	MBh	24.2	24.6	25.3	-	24.0	24.4	25.1	-	23.4	23.7	24.5	-	22.3	22.6	23.4	-	21.0	21.3	22.0	-	19.7	20.1	20.8	-
		S/T	0.57	0.49	0.35	-	0.58	0.50	0.36	-	0.60	0.52	0.38	-	1.00	0.54	0.40	-	1.00	0.57	0.43	-	1.00	0.62	0.48	-
		ΔT	10.61	9.66	7.90	-	10.58	9.64	7.88	-	10.71	9.77	8.01	-	10.57	9.63	7.87	-	10.44	9.50	7.74	-	11.03	10.09	8.33	-
		kW	1.61	1.61	1.60	-	1.81	1.81	1.80	-	2.03	2.03	2.02	-	2.27	2.27	2.26	-	2.54	2.54	2.53	-	2.85	2.85	2.85	-
		Amps	6.49	6.48	6.47	-	7.40	7.39	7.38	-	8.42	8.41	8.39	-	9.51	9.51	9.49	-	10.74	10.73	10.72	-	12.18	12.17	12.16	-
		Hi/PR	249	250	252	-	289	290	291	-	330	331	333	-	375	376	377	-	423	424	425	-	474	475	477	-
	Lo/PR	124	125	128	-	131	133	136	-	138	139	143	-	144	145	148	-	149	151	154	-	156	158	161	-	
	MBh	24.5	24.9	25.6	-	24.3	24.6	25.4	-	23.7	24.0	24.7	-	22.6	22.9	23.6	-	21.2	21.6	22.3	-	20.0	20.3	21.1	-	
	S/T	0.65	0.57	0.43	-	0.65	0.57	0.43	-	0.68	0.60	0.46	-	1.00	0.62	0.48	-	1.00	0.64	0.50	-	1.00	0.69	0.56	-	
	ΔT	10.01	9.06	7.30	-	9.98	9.04	7.28	-	10.11	9.17	7.41	-	9.97	9.03	7.27	-	9.84	8.90	7.14	-	10.43	9.49	7.73	-	
	kW	1.62	1.62	1.62	-	1.82	1.82	1.81	-	2.04	2.04	2.04	-	2.28	2.28	2.28	-	2.55	2.55	2.54	-	2.86	2.86	2.86	-	
	Amps	6.54	6.53	6.52	-	7.45	7.44	7.43	-	8.46	8.46	8.44	-	9.56	9.56	9.54	-	10.79	10.78	10.77	-	12.23	12.22	12.21	-	
Hi/PR	251	252	254	-	291	292	293	-	332	333	335	-	377	378	379	-	425	426	428	-	476	477	479	-		
Lo/PR	125	127	130	-	133	134	138	-	140	141	144	-	145	147	150	-	151	152	155	-	158	159	162	-		
MBh	24.7	25.1	25.8	-	24.5	24.9	25.6	-	23.9	24.2	25.0	-	22.8	23.1	23.9	-	21.4	21.8	22.5	-	20.2	20.6	21.3	-		
S/T	0.68	0.61	0.47	-	0.69	0.61	0.47	-	0.72	0.64	0.50	-	1.00	0.66	0.52	-	1.00	0.68	0.54	-	1.00	0.73	0.59	-		
ΔT	9.63	8.68	6.92	-	9.60	8.66	6.90	-	9.73	8.79	7.03	-	9.59	8.65	6.89	-	9.47	8.52	6.76	-	10.06	9.11	7.35	-		
kW	1.63	1.63	1.62	-	1.83	1.82	1.82	-	2.05	2.05	2.04	-	2.29	2.29	2.28	-	2.56	2.55	2.55	-	2.87	2.87	2.86	-		
Amps	6.57	6.57	6.55	-	7.48	7.47	7.46	-	8.50	8.49	8.47	-	9.59	9.59	9.57	-	10.82	10.81	10.80	-	12.26	12.25	12.24	-		
Hi/PR	253	254	255	-	292	293	295	-	333	335	336	-	378	379	381	-	426	427	429	-	477	478	480	-		
Lo/PR	127	128	131	-	134	136	139	-	141	142	146	-	146	148	151	-	152	154	157	-	159	160	164	-		
75	700	MBh	24.3	24.6	25.3	26.5	24.0	24.4	25.1	26.2	23.4	23.8	24.5	25.6	22.3	22.7	23.4	24.5	21.0	21.3	22.0	23.2	19.7	20.1	20.8	21.9
		S/T	0.70	0.62	0.49	0.3	0.71	0.63	0.49	0.3	0.71	0.63	0.49	0.3	1.00	0.68	0.54	0.4	1.00	0.70	0.56	0.4	1.00	1.00	0.61	0.5
		ΔT	12.68	11.74	9.97	8.2	12.65	11.71	9.95	8.1	12.79	11.84	10.08	8.3	12.64	11.70	9.94	8.1	12.52	11.57	9.81	8.0	13.11	12.16	10.40	8.6
		kW	1.61	1.61	1.60	1.6	1.81	1.81	1.80	1.8	2.03	2.03	2.02	2.0	2.27	2.27	2.26	2.3	2.54	2.53	2.53	2.5	2.85	2.85	2.85	2.9
		Amps	6.49	6.48	6.46	6.5	7.39	7.39	7.37	7.4	8.41	8.40	8.39	8.5	9.51	9.50	9.48	9.6	10.73	10.73	10.71	10.8	12.17	12.17	12.15	12.2
		Hi/PR	249	250	252	256.5	289	290	292	296.0	330	331	333	337.4	375	376	378	382.0	423	424	426	430.0	474	475	477	481.3
	Lo/PR	124	125	128	133.8	131	133	136	141.4	138	140	143	148.0	144	145	148	153.6	149	151	154	159.1	156	158	161	166.1	
	MBh	24.5	24.9	25.6	26.7	24.3	24.7	25.4	26.5	23.7	24.0	24.7	25.9	22.6	22.9	23.6	24.8	21.2	21.6	22.3	23.4	20.0	20.4	21.1	22.2	
	S/T	0.78	0.70	0.56	0.4	0.78	0.71	0.57	0.4	1.00	0.73	0.59	0.4	1.00	0.75	0.61	0.5	1.00	0.77	0.64	0.5	1.00	1.00	0.69	0.5	
	ΔT	12.08	11.14	9.38	7.6	12.05	11.11	9.35	7.5	12.19	11.24	9.48	7.7	12.04	11.10	9.34	7.5	11.92	10.97	9.21	7.4	12.51	11.57	9.80	8.0	
	kW	1.62	1.62	1.61	1.6	1.82	1.82	1.81	1.8	2.04	2.04	2.03	2.0	2.28	2.28	2.27	2.3	2.55	2.55	2.54	2.6	2.86	2.86	2.86	2.9	
	Amps	6.54	6.53	6.51	6.6	7.44	7.44	7.42	7.5	8.46	8.45	8.44	8.5	9.56	9.55	9.53	9.6	10.78	10.78	10.76	10.8	12.22	12.22	12.20	12.3	
Hi/PR	251	252	254	258.5	291	292	294	298.1	332	333	335	339.5	377	378	380	384.0	425	426	428	432.1	476	477	479	483.4		
Lo/PR	125	127	130	135.4	133	134	138	143.0	140	141	144	149.6	145	147	150	155.2	151	152	155	160.8	158	159	162	167.7		
MBh	24.8	25.1	25.8	26.9	24.5	24.9	25.6	26.7	23.9	24.2	25.0	26.1	22.8	23.1	23.9	25.0	21.5	21.8	22.5	23.6	20.2	20.6	21.3	22.4		
S/T	0.82	0.74	0.60	0.5	1.00	0.74	0.61	0.5	1.00	0.77	0.63	0.5	1.00	0.79	0.65	0.5	1.00	0.81	0.67	0.5	1.00	1.00	0.73	0.6		
ΔT	11.70	10.76	9.00	7.2	11.68	10.73	8.97	7.1	11.81	10.86	9.10	7.3	11.67	10.72	8.96	7.1	11.54	10.60	8.84	7.0	12.13	11.19	9.43	7.6		
kW	1.63	1.62	1.62	1.6	1.82	1.82	1.82	1.8	2.05	2.04	2.04	2.1	2.29	2.28	2.28	2.3	2.55	2.55	2.55	2.6	2.87	2.87	2.86	2.9		
Amps	6.57	6.56	6.54	6.6	7.48	7.47	7.45	7.5	8.49	8.48	8.47	8.5	9.59	9.58	9.57	9.6	10.81	10.81	10.79	10.9	12.25	12.25	12.23	12.3		
Hi/PR	253	254	256	260.0	292	293	295	299.5	334	335	337	340.9	378	379	381	385.5	426	427	429	433.5	478	479	480	484.8		
Lo/PR	127	128	131	136.7	134	136	139	144.2	141	142	146	150.9	146	148	151	156.5	152	154	157	162.0	159	160	164	168.9		

IDB: Entering Indoor Dry Bulb Temperature
 High & low pressures are measured at the liquid & suction access fittings.
 Shaded area reflects ACCA (TVA) conditions
 kW = Total system power
 Amps = outdoor unit amps (comp.+ fans)

IDB	AIRFLOW	OUTDOOR AMBIENT TEMPERATURE												105°F												115°F																
		65°F						75°F						85°F						95°F						105°F						115°F										
		59	63	67	71	75	79	59	63	67	71	75	79	59	63	67	71	75	79	59	63	67	71	75	79	59	63	67	71	75	79	59	63	67	71	75	79					
80	700	MBh	24.4	24.7	25.5	26.6	24.2	24.5	25.2	26.4	23.5	23.9	24.6	25.7	22.4	22.8	23.5	24.6	21.1	21.4	22.2	23.3	19.9	20.2	20.9	22.1	21.1	21.4	22.2	23.3	19.9	20.2	20.9	22.1	21.1	21.4	22.2	23.3	19.9	20.2	20.9	22.1
		S/T	1.00	0.75	0.61	0.5	1.00	0.76	0.62	0.5	1.00	0.79	0.65	0.5	1.00	1.00	0.67	0.5	1.00	1.00	0.69	0.5	1.00	1.00	0.74	0.6	1.00	1.00	0.67	0.5	1.00	1.00	0.74	0.6	1.00	1.00	0.67	0.5	1.00	1.00	0.74	0.6
		ΔT	14.77	13.82	12.06	10.2	14.74	13.80	12.04	10.2	14.87	13.93	12.17	10.3	14.73	13.79	12.03	10.2	14.60	13.66	11.90	10.1	15.20	14.25	12.49	10.7	14.60	13.66	11.90	10.1	15.20	14.25	12.49	10.7	14.60	13.66	11.90	10.1	15.20	14.25	12.49	10.7
		kW	1.61	1.61	1.60	1.6	1.81	1.81	1.80	1.8	1.81	2.03	2.02	2.0	2.27	2.27	2.26	2.3	2.54	2.54	2.53	2.5	2.85	2.85	2.85	2.9	2.54	2.54	2.53	2.5	2.85	2.85	2.85	2.9	2.54	2.54	2.53	2.5	2.85	2.85	2.85	2.9
		Amps	6.49	6.48	6.47	6.5	7.40	7.39	7.38	7.4	8.41	8.41	8.39	8.5	9.51	9.50	9.49	9.6	10.74	10.73	10.72	10.8	12.18	12.17	12.16	12.2	10.74	10.73	10.72	10.8	12.18	12.17	12.16	12.2	10.74	10.73	10.72	10.8	12.18	12.17	12.16	12.2
		Hi/PR	250	251	253	256.9	289	290	292	296.5	331	332	333	337.9	375	376	378	382.4	423	424	426	430.5	475	476	477	481.8	423	424	426	430.5	475	476	477	481.8	423	424	426	430.5	475	476	477	481.8
	Lo/PR	124	126	129	134.3	132	133	137	141.9	139	140	143	148.6	144	146	149	154.2	150	151	154	159.7	157	158	161	166.6	144	146	149	154.2	150	151	154	159.7	144	146	149	154.2	150	151	154	159.7	
	MBh	24.7	25.0	25.7	26.8	24.4	24.8	25.5	26.6	23.8	24.1	24.9	26.0	22.7	23.0	23.8	24.9	21.4	21.7	22.4	23.5	20.1	20.5	21.2	22.3	21.4	21.7	22.4	23.5	20.1	20.5	21.2	22.3	21.4	21.7	22.4	23.5	20.1	20.5	21.2	22.3	
	S/T	1.00	0.83	0.69	0.5	1.00	0.83	0.70	0.5	1.00	0.86	0.72	0.6	1.00	1.00	0.74	0.6	1.00	1.00	0.76	0.6	1.00	1.00	0.82	0.7	1.00	1.00	0.74	0.6	1.00	1.00	0.82	0.7	1.00	1.00	0.74	0.6	1.00	1.00	0.82	0.7	
	ΔT	14.17	13.22	11.46	9.6	14.14	13.20	11.44	9.6	14.27	13.33	11.57	9.7	14.13	13.19	11.43	9.6	14.01	13.06	11.30	9.5	14.60	13.65	11.89	10.1	14.01	13.06	11.30	9.5	14.60	13.65	11.89	10.1	14.01	13.06	11.30	9.5	14.60	13.65	11.89	10.1	
	kW	1.62	1.62	1.62	1.6	1.82	1.82	1.81	1.8	2.04	2.04	2.04	2.1	2.28	2.28	2.28	2.3	2.55	2.55	2.54	2.6	2.86	2.86	2.86	2.9	2.28	2.28	2.28	2.3	2.55	2.55	2.54	2.6	2.28	2.28	2.28	2.3	2.55	2.55	2.54	2.6	
	Amps	6.54	6.53	6.52	6.6	7.45	7.44	7.43	7.5	8.46	8.46	8.44	8.5	9.56	9.55	9.54	9.6	10.79	10.78	10.77	10.8	12.23	12.22	12.20	12.3	9.56	9.55	9.54	9.6	10.79	10.78	10.77	10.8	9.56	9.55	9.54	9.6	10.79	10.78	10.77	10.8	
Hi/PR	252	253	255	259.0	291	292	294	298.5	333	334	336	339.9	377	378	380	384.5	425	426	428	432.6	477	478	479	483.9	377	378	380	384.5	425	426	428	432.6	377	378	380	384.5	425	426	428	432.6		
Lo/PR	126	127	131	135.9	133	135	138	143.5	140	142	145	150.2	146	147	150	155.8	151	153	156	161.3	158	160	163	168.2	146	147	150	155.8	151	153	156	161.3	146	147	150	155.8	151	153	156	161.3		
MBh	24.9	25.2	26.0	27.1	24.7	25.0	25.7	26.8	24.0	24.4	25.1	26.2	22.9	23.3	24.0	25.1	21.6	21.9	22.7	23.8	20.4	20.7	21.4	22.5	21.6	21.9	22.7	23.8	20.4	20.7	21.4	22.5	21.6	21.9	22.7	23.8	20.4	20.7	21.4	22.5		
S/T	1.00	0.87	0.73	0.6	1.00	0.87	0.73	0.6	1.00	0.90	0.76	0.6	1.00	1.00	0.78	0.6	1.00	1.00	0.80	0.7	1.00	1.00	0.86	0.7	1.00	1.00	0.78	0.6	1.00	1.00	0.86	0.7	1.00	1.00	0.78	0.6	1.00	1.00	0.86	0.7		
ΔT	13.79	12.85	11.08	9.3	13.76	12.82	11.06	9.2	13.90	12.95	11.19	9.4	13.75	12.81	11.05	9.2	13.63	12.68	10.92	9.1	14.22	13.27	11.51	9.7	13.63	12.68	10.92	9.1	14.22	13.27	11.51	9.7	13.63	12.68	10.92	9.1	14.22	13.27	11.51	9.7		
kW	1.63	1.63	1.62	1.6	1.83	1.82	1.82	1.8	2.05	2.05	2.04	2.1	2.29	2.29	2.28	2.3	2.56	2.55	2.55	2.6	2.87	2.87	2.86	2.9	2.29	2.29	2.28	2.3	2.56	2.55	2.55	2.6	2.29	2.29	2.28	2.3	2.56	2.55	2.55	2.6		
Amps	6.57	6.56	6.55	6.6	7.48	7.47	7.46	7.5	8.49	8.49	8.47	8.5	9.59	9.59	9.59	9.6	10.82	10.81	10.80	10.9	12.26	12.25	12.24	12.3	9.59	9.59	9.59	9.6	10.82	10.81	10.80	10.9	9.59	9.59	9.59	9.6	10.82	10.81	10.80	10.9		
Hi/PR	253	254	256	260.5	293	294	296	300.0	334	335	337	341.4	379	380	382	385.9	427	428	430	434.0	478	479	481	485.3	379	380	382	385.9	427	428	430	434.0	379	380	382	385.9	427	428	430	434.0		
Lo/PR	127	129	132	137.2	135	136	139	144.8	141	143	146	151.4	147	149	152	157.1	153	154	157	162.6	159	161	164	169.5	147	149	152	157.1	153	154	157	162.6	147	149	152	157.1	153	154	157	162.6		
85	700	MBh	24.8	25.1	25.9	27.0	24.6	24.9	25.7	26.8	23.9	24.3	25.0	26.1	22.8	23.2	23.9	25.0	21.5	21.9	22.6	23.7	20.3	20.6	21.4	22.5	21.5	21.9	22.6	23.7	20.3	20.6	21.4	22.5	21.5	21.9	22.6	23.7	20.3	20.6	21.4	22.5
		S/T	1.00	0.86	0.72	0.6	1.00	0.86	0.72	0.6	1.00	0.89	0.75	0.6	1.00	1.00	0.77	0.6	1.00	1.00	0.79	0.6	1.00	1.00	0.86	0.7	1.00	1.00	0.77	0.6	1.00	1.00	0.86	0.7	1.00	1.00	0.77	0.6	1.00	1.00	0.86	0.7
		ΔT	16.62	15.67	13.91	12.1	16.59	15.65	13.89	12.1	16.72	15.78	14.02	12.2	16.58	15.64	13.88	12.1	16.46	15.51	13.75	11.9	17.05	16.10	14.34	12.5	16.46	15.51	13.75	11.9	17.05	16.10	14.34	12.5	16.46	15.51	13.75	11.9	17.05	16.10	14.34	12.5
		kW	1.61	1.61	1.61	1.6	1.81	1.81	1.81	1.8	2.03	2.03	2.03	2.0	2.27	2.27	2.27	2.3	2.54	2.54	2.54	2.6	2.86	2.86	2.85	2.9	2.27	2.27	2.27	2.3	2.54	2.54	2.54	2.6	2.27	2.27	2.27	2.3	2.54	2.54	2.54	2.6
		Amps	6.51	6.50	6.49	6.6	7.42	7.41	7.39	7.5	8.43	8.42	8.41	8.5	9.53	9.52	9.51	9.6	10.76	10.75	10.73	10.8	12.20	12.19	12.17	12.2	9.53	9.52	9.51	9.6	10.76	10.75	10.73	10.8	9.53	9.52	9.51	9.6	10.76	10.75	10.73	10.8
		Hi/PR	251	252	254	258.1	290	292	293	297.6	332	333	335	339.0	376	377	379	383.6	424	426	427	431.7	476	477	479	483.0	376	377	379	383.6	424	426	427	431.7	376	377	379	383.6	424	426	427	431.7
	Lo/PR	126	128	131	136.2	134	135	138	143.8	140	142	145	150.4	146	148	151	156.0	152	153	156	161.6	158	160	163	168.5	146	148	151	156.0	152	153	156	161.6	146	148	151	156.0	152	153	156	161.6	
	MBh	25.1	25.4	26.1	27.3	24.8	25.2	25.9	27.0	24.2	24.6	25.3	26.4	23.1	23.5	24.2	25.3	21.8	22.1	22.8	24.0	20.5	20.9	21.6	22.7	21.8	22.1	22.8	24.0	20.5	20.9	21.6	22.7	21.8	22.1	22.8	24.0	20.5	20.9	21.6	22.7	
	S/T	1.00	0.93	0.79	0.6	1.00	0.93	0.79	0.6	1.00	0.96	0.83	0.7	1.00	1.00	0.85	0.7	1.00	1.00	0.87	0.7	1.00	1.00	0.86	0.8	1.00	1.00	0.85	0.7	1.00	1.00	0.86	0.8	1.00	1.00	0.85	0.7	1.00	1.00	0.86	0.8	
	ΔT	16.02	15.08	13.31	11.5	15.99	15.05	13.29	11.5	16.13	15.18	13.42	11.6	15.98	15.04	13.28	11.5	15.86	14.91	13.15	11.3	16.45	15.50	13.74	11.9	15.86	14.91	13.15	11.3	16.45	15.50	13.74	11.9	15.86	14.91	13.15	11.3	16.45	15.50	13.74	11.9	
	kW	1.62	1.62	1.62	1.6	1.82	1.82	1.82	1.8	2.04	2.04	2.04	2.1	2.28	2.28	2.28	2.3	2.55	2.55	2.55	2.6	2.87	2.86	2.86	2.9</																	

EXPANDED COOLING DATA — GPHM33041**

IDB		OUTDOOR AMBIENT TEMPERATURE																								
		65°F				75°F				85°F				95°F				105°F				115°F				
		59	63	67	71	59	63	67	71	59	63	67	71	59	63	67	71	59	63	67	71	59	63	67	71	
		ENTERING INDOOR WET BULB TEMPERATURE																								
		AIRFLOW																								
70	875	MBh	28.6	29.0	29.8	-	28.3	28.7	29.6	-	27.6	28.0	28.8	-	26.3	26.7	27.5	-	24.7	25.1	26.0	-	23.3	23.7	24.5	-
		S/T	0.62	0.53	0.39	-	0.62	0.54	0.40	-	0.65	0.57	0.42	-	1.00	0.59	0.44	-	1.00	0.61	0.47	-	1.00	0.67	0.52	-
	ΔT	16.29	14.81	12.06	-	16.25	14.77	12.02	-	16.45	14.98	12.23	-	16.23	14.76	12.00	-	16.03	14.56	11.81	-	16.96	15.48	12.73	-	
	kW	1.90	1.90	1.89	-	2.13	2.13	2.12	-	2.39	2.39	2.38	-	2.67	2.67	2.66	-	2.98	2.98	2.98	-	3.35	3.35	3.35	-	
	Amps	7.45	7.44	7.42	-	8.52	8.51	8.49	-	9.71	9.70	9.68	-	10.99	10.98	10.97	-	12.43	12.42	12.40	-	14.12	14.11	14.09	-	
	Hi PR	254	255	257	-	294	296	297	-	337	338	340	-	382	383	385	-	431	432	434	-	483	484	486	-	
	Lo PR	125	127	130	-	133	134	137	-	139	141	144	-	145	147	150	-	151	152	155	-	158	159	162	-	
	1050	MBh	29.1	29.5	30.3	-	28.8	29.2	30.1	-	28.1	28.5	29.3	-	26.8	27.2	28.0	-	25.2	25.6	26.5	-	23.8	24.2	25.0	-
		S/T	0.71	0.63	0.48	-	0.71	0.63	0.49	-	0.74	0.66	0.52	-	1.00	0.68	0.54	-	1.00	0.70	0.56	-	1.00	0.76	0.61	-
	1125	ΔT	15.05	13.58	10.83	-	15.01	13.54	10.79	-	15.22	13.75	10.99	-	15.00	13.52	10.77	-	14.80	13.33	10.57	-	15.72	14.25	11.50	-
kW		1.91	1.91	1.91	-	2.15	2.14	2.14	-	2.41	2.40	2.40	-	2.69	2.69	2.68	-	3.00	3.00	3.00	-	3.37	3.37	3.36	-	
875	Amps	7.53	7.52	7.50	-	8.59	8.58	8.57	-	9.78	9.77	9.76	-	11.07	11.06	11.04	-	12.51	12.50	12.48	-	14.19	14.18	14.17	-	
	Hi PR	257	258	260	-	297	298	300	-	340	341	342	-	385	386	388	-	434	435	437	-	486	487	489	-	
1050	Lo PR	128	129	132	-	135	137	140	-	142	143	147	-	148	149	152	-	153	155	158	-	160	162	165	-	
	MBh	29.3	29.7	30.6	-	29.1	29.5	30.3	-	28.3	28.7	29.6	-	27.0	27.4	28.3	-	25.4	25.9	26.7	-	24.0	24.4	25.3	-	
1125	S/T	0.73	0.65	0.51	-	0.74	0.66	0.51	-	0.76	0.68	0.54	-	1.00	0.70	0.56	-	1.00	0.73	0.58	-	1.00	0.78	0.64	-	
	ΔT	14.61	13.14	10.38	-	14.57	13.10	10.34	-	14.78	13.30	10.55	-	14.56	13.08	10.33	-	14.36	12.89	10.13	-	15.28	13.81	11.06	-	
875	kW	1.92	1.92	1.91	-	2.15	2.15	2.15	-	2.41	2.41	2.41	-	2.69	2.69	2.69	-	3.01	3.01	3.00	-	3.38	3.37	3.37	-	
	Amps	7.56	7.55	7.53	-	8.62	8.61	8.59	-	9.81	9.80	9.78	-	11.10	11.09	11.07	-	12.53	12.52	12.51	-	14.22	14.21	14.19	-	
1050	Hi PR	258	259	261	-	299	300	301	-	341	342	344	-	386	387	389	-	435	436	438	-	487	488	490	-	
	Lo PR	129	130	133	-	136	138	141	-	143	145	148	-	149	150	153	-	154	156	159	-	161	163	166	-	
75	875	MBh	28.6	29.0	29.9	31.2	28.3	28.7	29.6	30.9	27.6	28.0	28.9	30.2	26.3	26.7	27.6	28.9	24.7	25.1	26.0	27.3	23.3	23.7	24.5	25.9
		S/T	0.75	0.67	0.53	0.4	0.76	0.68	0.53	0.4	1.00	0.71	0.56	0.4	1.00	0.73	0.58	0.4	1.00	0.75	0.61	0.5	1.00	1.00	0.66	0.5
	ΔT	19.53	18.05	15.30	12.4	19.49	18.01	15.26	12.4	19.70	18.22	15.47	12.6	19.47	18.00	15.25	12.4	19.28	17.80	15.05	12.2	20.20	18.73	15.97	13.1	
	kW	1.90	1.89	1.89	1.9	2.13	2.13	2.12	2.1	2.39	2.39	2.38	2.4	2.67	2.67	2.66	2.7	2.98	2.98	2.98	3.0	3.35	3.35	3.35	3.4	
	Amps	7.44	7.44	7.42	7.5	8.51	8.50	8.48	8.6	9.70	9.69	9.67	9.8	10.99	10.98	10.96	11.0	12.42	12.41	12.40	12.5	14.11	14.10	14.08	14.2	
	Hi PR	254	256	257	261.8	295	296	298	302.0	337	338	340	344.2	382	383	385	389.6	431	432	434	438.5	483	484	486	490.7	
	Lo PR	125	127	130	135.2	133	134	138	142.9	139	141	144	149.6	145	147	150	155.2	151	152	155	160.8	158	159	162	167.7	
	1050	MBh	29.1	29.5	30.3	31.7	28.8	29.2	30.1	31.4	28.1	28.5	29.3	30.6	26.8	27.2	28.1	29.4	25.2	25.6	26.5	27.8	23.8	24.2	25.0	26.3
		S/T	0.85	0.76	0.62	0.5	1.00	0.77	0.63	0.5	1.00	0.80	0.65	0.5	1.00	0.82	0.67	0.5	1.00	1.00	0.70	0.5	1.00	1.00	0.75	0.6
	1125	ΔT	18.30	16.82	14.07	11.2	18.26	16.78	14.03	11.2	18.46	16.99	14.24	11.4	18.24	16.77	14.01	11.2	18.04	16.57	13.82	11.0	18.97	17.49	14.74	11.9
kW		1.91	1.91	1.91	1.9	2.15	2.14	2.14	2.2	2.40	2.40	2.40	2.4	2.69	2.68	2.68	2.7	3.00	3.00	2.99	3.0	3.37	3.37	3.36	3.4	
875	Amps	7.52	7.51	7.49	7.6	8.59	8.58	8.56	8.6	9.78	9.77	9.75	9.8	11.06	11.05	11.04	11.1	12.50	12.49	12.47	12.6	14.19	14.18	14.16	14.2	
	Hi PR	257	258	260	264.7	298	299	301	305.0	340	341	343	347.1	385	386	388	392.5	434	435	437	441.4	486	487	489	493.7	
1050	Lo PR	128	129	132	137.7	135	137	140	145.3	142	143	147	152.0	148	149	152	157.7	153	155	158	163.2	160	162	165	170.2	
	MBh	29.3	29.7	30.6	31.9	29.1	29.5	30.3	31.6	28.3	28.7	29.6	30.9	27.0	27.4	28.3	29.6	25.5	25.9	26.7	28.0	24.0	24.4	25.3	26.6	
1125	S/T	0.87	0.79	0.64	0.5	1.00	0.79	0.65	0.5	1.00	0.82	0.68	0.5	1.00	0.84	0.70	0.5	1.00	1.00	0.72	0.6	1.00	1.00	0.78	0.6	
	ΔT	17.85	16.38	13.63	10.8	17.81	16.34	13.59	10.7	18.02	16.55	13.79	10.5	17.80	16.32	13.57	10.7	17.60	16.13	13.37	10.5	18.53	17.05	14.30	11.4	
875	kW	1.92	1.92	1.91	1.9	2.15	2.15	2.15	2.2	2.41	2.41	2.41	2.4	2.69	2.69	2.69	2.7	3.01	3.00	3.00	3.0	3.37	3.37	3.37	3.4	
	Amps	7.55	7.54	7.52	7.6	8.61	8.61	8.59	8.7	9.80	9.79	9.78	9.9	11.09	11.08	11.06	11.1	12.53	12.52	12.50	12.6	14.21	14.20	14.19	14.3	
1050	Hi PR	259	260	261	265.9	299	300	302	306.2	341	342	344	348.3	386	387	389	393.7	435	436	438	442.6	488	489	490	494.9	
	Lo PR	129	130	133	138.8	136	138	141	146.4	143	145	148	153.1	149	150	153	158.8	154	156	159	164.4	161	163	166	171.3	

IDB: Entering Indoor Dry Bulb Temperature
 High & low pressures are measured at the liquid & suction access fittings.
 Shaded area reflects ACCA (TVA) conditions
 kW = Total system power
 Amps = outdoor unit amps (comp. + fans)

IDB		OUTDOOR AMBIENT TEMPERATURE												ENTERING INDOOR WET BULB TEMPERATURE													
		65°F				75°F				85°F				95°F				105°F				115°F					
		59	63	67	71	59	63	67	71	59	63	67	71	59	63	67	71	59	63	67	71	59	63	67	71		
80	875	MBh	28.7	29.1	30.0	31.3	28.5	28.9	29.7	31.1	27.7	28.1	29.0	30.3	26.4	26.9	27.7	29.0	24.9	25.3	26.1	27.4	23.4	23.8	24.7	26.0	
		S/T	1.00	0.81	0.66	0.5	1.00	0.81	0.67	0.5	1.00	0.84	0.69	0.5	1.00	1.00	0.71	0.6	1.00	1.00	0.74	0.6	1.00	1.00	0.79	0.6	
		ΔT	22.79	21.32	18.57	15.7	22.75	21.28	18.53	15.7	22.96	21.49	18.73	15.9	22.74	21.26	18.51	15.7	22.54	21.07	18.31	15.5	23.46	21.99	19.24	16.4	
	1050	kW	1.90	1.90	1.89	1.9	2.13	2.13	2.12	2.1	2.39	2.39	2.38	2.4	2.67	2.67	2.66	2.7	2.98	2.98	2.98	3.0	3.35	3.35	3.35	3.4	
		Amps	7.45	7.44	7.42	7.5	8.52	8.51	8.49	8.6	9.70	9.70	9.68	9.8	10.99	10.98	10.96	11.0	12.43	12.42	12.40	12.5	14.11	14.11	14.09	14.2	
		Hi/PR	255	256	258	262.3	295	296	298	302.5	337	338	340	344.7	383	384	386	390.0	432	433	435	439.0	484	485	487	491.2	
	1125	Lo/PR	126	127	130	135.8	133	135	138	143.4	140	142	145	150.1	146	147	150	155.8	151	153	155	161.3	158	160	163	168.3	
		MBh	29.2	29.6	30.5	31.8	29.0	29.4	30.2	31.5	28.2	28.6	29.5	30.8	26.9	27.3	28.2	29.5	25.4	25.8	26.6	27.9	23.9	24.3	25.2	26.5	
		S/T	1.00	0.90	0.75	0.6	1.00	0.90	0.76	0.6	1.00	0.93	0.79	0.6	1.00	1.00	0.81	0.7	1.00	1.00	0.83	0.7	1.00	1.00	0.89	0.7	
	85	875	ΔT	21.56	20.09	17.33	14.5	21.52	20.05	17.29	14.4	21.73	20.25	17.50	14.6	21.51	20.03	17.28	14.4	21.31	19.83	17.08	14.2	22.23	20.76	18.00	15.2
			kW	1.91	1.91	1.91	1.9	2.15	2.14	2.14	2.2	2.41	2.40	2.40	2.4	2.69	2.69	2.68	2.7	3.00	3.00	3.00	3.0	3.37	3.37	3.36	3.4
			Amps	7.53	7.52	7.50	7.6	8.59	8.58	8.57	8.6	9.78	9.77	9.75	9.8	11.07	11.06	11.04	11.1	12.50	12.50	12.48	12.6	14.19	14.18	14.16	14.2
1050		Hi/PR	258	259	261	265.2	298	299	301	305.4	340	341	343	347.6	386	387	389	393.0	435	436	437	441.9	487	488	490	494.1	
		Lo/PR	128	130	133	138.2	136	137	141	145.9	142	144	147	152.6	148	149	152	158.2	154	155	158	163.8	161	162	165	170.7	
		MBh	29.5	29.9	30.7	32.1	29.2	29.6	30.5	31.8	28.5	28.9	29.7	31.0	27.2	27.6	28.4	29.8	25.6	26.0	26.9	28.2	24.2	24.6	25.4	26.7	
1125		S/T	1.00	0.92	0.78	0.6	1.00	0.93	0.78	0.6	1.00	0.95	0.81	0.7	1.00	1.00	0.83	0.7	1.00	1.00	0.85	0.7	1.00	1.00	0.91	0.8	
		ΔT	21.12	19.64	16.89	14.0	21.08	19.60	16.85	14.0	21.29	19.81	17.06	14.2	21.06	19.59	16.84	14.0	20.87	19.39	16.64	13.8	21.79	20.32	17.56	14.7	
		kW	1.92	1.92	1.91	1.9	2.15	2.15	2.15	2.2	2.41	2.41	2.41	2.4	2.69	2.69	2.69	2.7	3.01	3.01	3.00	3.0	3.38	3.37	3.37	3.4	
875		Amps	7.55	7.55	7.53	7.6	8.62	8.61	8.59	8.7	9.81	9.80	9.78	9.9	11.09	11.09	11.07	11.1	12.53	12.52	12.51	12.6	14.22	14.21	14.19	14.3	
		Hi/PR	259	260	262	266.4	299	300	302	306.6	341	343	344	348.8	387	388	390	394.2	436	437	439	443.1	488	489	491	495.3	
		Lo/PR	129	131	134	139.4	137	138	142	147.0	144	145	148	153.7	149	151	154	159.4	155	156	160	164.9	162	163	167	171.9	
85	875	MBh	29.2	29.6	30.5	31.8	29.0	29.4	30.2	31.5	28.2	28.6	29.5	30.8	26.9	27.3	28.2	29.5	25.4	25.8	26.6	27.9	23.9	24.3	25.2	26.5	
		S/T	1.00	0.91	0.77	0.6	1.00	1.00	0.78	0.6	1.00	1.00	0.89	0.7	1.00	1.00	0.91	0.8	1.00	1.00	0.85	0.7	1.00	1.00	0.91	0.8	
		ΔT	25.69	24.21	21.46	18.6	25.65	24.17	21.42	18.6	25.86	24.38	21.63	18.8	25.63	24.16	21.41	18.6	25.44	23.96	21.21	18.4	26.36	24.89	22.13	19.3	
	1050	kW	1.90	1.90	1.90	1.9	2.13	2.13	2.13	2.1	2.39	2.39	2.39	2.4	2.67	2.67	2.67	2.7	2.99	2.99	2.98	3.0	3.36	3.36	3.35	3.4	
		Amps	7.47	7.46	7.44	7.5	8.54	8.53	8.51	8.6	9.72	9.72	9.70	9.8	11.01	11.00	10.98	11.1	12.45	12.44	12.42	12.5	14.14	14.13	14.11	14.2	
		Hi/PR	256	257	259	263.5	296	297	299	303.7	339	340	341	345.9	384	385	387	391.2	433	434	436	440.2	485	486	488	492.4	
	1125	Lo/PR	128	129	132	137.7	135	137	140	145.3	142	143	147	152.0	148	149	152	157.7	153	155	158	163.2	160	162	165	170.2	
		MBh	29.7	30.1	31.0	32.3	29.5	29.9	30.7	32.0	28.7	29.1	30.0	31.3	27.4	27.8	28.7	30.0	25.8	26.3	27.1	28.4	24.4	24.8	25.7	27.0	
		S/T	1.00	1.00	0.86	0.7	1.00	1.00	0.87	0.7	1.00	1.00	0.89	0.7	1.00	1.00	0.91	0.8	1.00	1.00	0.85	0.7	1.00	1.00	0.91	0.8	
	875	ΔT	24.46	22.98	20.23	17.4	24.42	22.94	20.19	17.3	24.62	23.15	20.39	17.5	24.40	22.93	20.17	17.3	24.20	22.73	19.98	17.1	25.13	23.65	20.90	18.0	
		kW	1.92	1.92	1.91	1.9	2.15	2.15	2.14	2.2	2.41	2.41	2.40	2.4	2.69	2.69	2.69	2.7	3.01	3.00	3.00	3.0	3.37	3.37	3.37	3.4	
		Amps	7.55	7.54	7.52	7.6	8.61	8.60	8.59	8.7	9.80	9.79	9.77	9.9	11.09	11.08	11.06	11.1	12.53	12.52	12.50	12.6	14.21	14.20	14.18	14.3	
1050	Hi/PR	259	260	262	266.4	299	300	302	306.6	341	343	344	348.8	387	388	390	394.2	436	437	439	443.1	488	489	491	495.3		
	Lo/PR	130	132	135	140.1	138	139	142	147.7	144	146	149	154.4	150	152	155	160.1	156	157	160	165.7	163	164	167	172.6		
	MBh	30.0	30.4	31.2	32.5	29.7	30.1	31.0	32.3	29.0	29.4	30.2	31.5	27.7	28.1	28.9	30.2	26.1	26.5	27.4	28.7	24.7	25.1	25.9	27.2		
1125	S/T	1.00	1.00	0.88	0.7	1.00	1.00	0.89	0.7	1.00	1.00	0.92	0.8	1.00	1.00	0.94	0.8	1.00	1.00	0.85	0.7	1.00	1.00	0.91	0.9		
	ΔT	24.01	22.54	19.79	16.9	23.97	22.50	19.75	16.9	24.18	22.71	19.95	17.1	23.96	22.48	19.73	16.9	23.76	22.29	19.53	16.7	24.68	23.21	20.46	17.6		
	kW	1.92	1.92	1.92	1.9	2.16	2.15	2.15	2.2	2.42	2.41	2.41	2.4	2.70	2.70	2.69	2.7	3.01	3.01	3.01	3.0	3.38	3.38	3.37	3.4		
875	Amps	7.57	7.57	7.55	7.6	8.64	8.63	8.61	8.7	9.83	9.82	9.80	9.9	11.11	11.11	11.09	11.2	12.55	12.54	12.53	12.6	14.24	14.23	14.21	14.3		
	Hi/PR	260	261	263	267.6	300	302	303	307.8	343	344	346	350.0	388	389	391	395.4	437	438	440	444.3	489	490	492	496.5		
	Lo/PR	131	133	136	141.2	139	140	144	148.9	145	147	150	155.6	151	153	156	161.2	157	158	161	166.8	164	165	168	173.8		

IDB: Entering Indoor Dry Bulb Temperature
 High & low pressures are measured at the liquid & suction access fittings.
 Shaded area reflects AHRI (TVA) conditions
 kW = Total system power
 Amps = outdoor unit amps (comp.+ fans)

IDB		OUTDOOR AMBIENT TEMPERATURE												ENTERING INDOOR WET BULB TEMPERATURE											
		65°F				75°F				85°F				95°F				105°F				115°F			
		59	63	67	71	59	63	67	71	59	63	67	71	59	63	67	71	59	63	67	71	59	63	67	71
1050	MBh	34.8	35.3	36.3	37.9	34.5	35.0	36.0	37.6	33.6	34.1	35.1	36.7	32.0	32.5	33.5	35.1	30.1	30.6	31.6	33.2	28.4	28.9	29.9	31.5
	S/T	0.62	0.55	0.41	0.41	0.63	0.55	0.41	0.41	0.66	0.58	0.44	0.44	1.00	0.60	0.46	0.46	1.00	0.62	0.48	0.48	1.00	0.67	0.53	0.53
	ΔT	19.75	17.92	14.51	14.51	19.70	17.87	14.46	14.46	19.95	18.13	14.72	14.72	19.68	17.85	14.44	14.44	19.43	17.61	14.20	14.20	20.58	18.75	15.34	15.34
	kW	2.29	2.29	2.28	2.28	2.58	2.58	2.57	2.57	2.90	2.90	2.89	2.89	3.24	3.24	3.24	3.24	3.63	3.63	3.63	3.63	4.09	4.08	4.08	4.08
	Amps	8.95	8.93	8.91	8.91	10.26	10.25	10.23	10.23	11.73	11.72	11.69	11.69	13.31	13.30	13.28	13.28	15.09	15.08	15.05	15.05	17.17	17.16	17.13	17.13
Hi PR	267	269	271	271	310	311	313	313	354	355	357	357	402	403	405	405	453	454	456	456	508	509	511	511	
Lo PR	125	126	130	130	132	134	137	137	139	141	144	144	145	146	149	149	150	152	155	155	157	159	162	162	
1200	MBh	35.3	35.7	36.8	38.4	34.9	35.4	36.5	38.1	34.0	34.5	35.6	37.2	32.5	33.0	34.0	35.6	30.6	31.0	32.1	33.7	28.8	29.3	30.3	31.9
	S/T	0.69	0.61	0.47	0.47	0.69	0.61	0.47	0.47	0.72	0.64	0.50	0.50	1.00	0.66	0.52	0.52	1.00	0.68	0.54	0.54	1.00	0.74	0.60	0.60
	ΔT	18.64	16.82	13.41	13.41	18.59	16.77	13.36	13.36	18.85	17.02	13.61	13.61	18.57	16.75	13.34	13.34	18.33	16.50	13.09	13.09	19.47	17.65	14.24	14.24
	kW	2.31	2.30	2.30	2.30	2.59	2.59	2.59	2.59	2.91	2.91	2.91	2.91	3.26	3.26	3.25	3.25	3.65	3.65	3.64	3.64	4.10	4.10	4.09	4.09
	Amps	9.01	9.00	8.98	8.98	10.33	10.32	10.29	10.29	11.79	11.78	11.76	11.76	13.38	13.37	13.35	13.35	15.15	15.14	15.12	15.12	17.24	17.23	17.20	17.20
Hi PR	270	271	273	273	312	313	315	315	356	357	359	359	404	405	407	407	455	456	458	458	510	511	513	513	
Lo PR	127	128	131	131	134	136	139	139	141	142	146	146	147	148	151	151	152	154	157	157	159	161	164	164	
1350	MBh	35.8	36.3	37.3	38.9	35.5	36.0	37.0	38.6	34.6	35.1	36.1	37.7	33.0	33.5	34.5	36.1	31.1	31.6	32.6	34.2	29.4	29.9	30.9	32.5
	S/T	0.72	0.64	0.50	0.50	0.73	0.65	0.51	0.51	0.75	0.67	0.54	0.54	1.00	0.69	0.56	0.56	1.00	0.72	0.58	0.58	1.00	0.77	0.63	0.63
	ΔT	17.71	15.89	12.48	12.48	17.66	15.84	12.43	12.43	17.92	16.09	12.68	12.68	17.65	15.82	12.41	12.41	17.40	15.58	12.17	12.17	18.54	16.72	13.31	13.31
	kW	2.32	2.32	2.31	2.31	2.60	2.60	2.60	2.60	2.93	2.92	2.92	2.92	3.27	3.27	3.27	3.27	3.66	3.66	3.65	3.65	4.11	4.11	4.11	4.11
	Amps	9.07	9.06	9.04	9.04	10.38	10.37	10.35	10.35	11.85	11.84	11.82	11.82	13.44	13.43	13.41	13.41	15.21	15.20	15.18	15.18	17.29	17.28	17.26	17.26
Hi PR	272	273	275	275	314	315	317	317	358	360	361	361	406	407	409	409	457	458	460	460	512	513	515	515	
Lo PR	129	130	133	133	136	138	141	141	143	145	148	148	149	150	153	153	154	156	159	159	161	163	166	166	
1050	MBh	34.8	35.3	36.3	37.9	34.5	35.0	36.0	37.6	33.6	34.1	35.1	36.7	32.0	32.5	33.5	35.1	30.1	30.6	31.7	33.2	28.4	28.9	29.9	31.5
	S/T	0.76	0.68	0.54	0.4	0.76	0.69	0.55	0.4	1.00	0.71	0.57	0.4	1.00	0.73	0.59	0.4	1.00	0.75	0.61	0.5	1.00	1.00	0.67	0.5
	ΔT	23.76	21.93	18.53	15.0	23.71	21.88	18.48	14.9	23.97	22.14	18.73	15.2	23.69	21.87	18.46	14.9	23.45	21.62	18.21	14.7	24.59	22.77	19.36	15.8
	kW	2.29	2.29	2.28	2.3	2.58	2.57	2.57	2.6	2.90	2.89	2.89	2.9	3.24	3.24	3.24	3.3	3.63	3.63	3.62	3.6	4.09	4.08	4.08	4.1
	Amps	8.94	8.93	8.90	9.0	10.25	10.24	10.22	10.3	11.72	11.71	11.68	11.8	13.30	13.29	13.27	13.4	15.08	15.07	15.05	15.1	17.16	17.15	17.13	17.2
Hi PR	268	269	271	275.4	310	311	313	317.6	354	355	357	361.8	402	403	405	409.5	453	454	456	460.8	508	509	511	515.6	
Lo PR	125	126	130	134.9	132	134	137	142.5	139	141	144	149.2	145	146	149	154.8	150	152	155	160.3	157	159	162	167.2	
1200	MBh	35.3	35.8	36.8	38.4	35.0	35.5	36.5	38.1	34.1	34.5	35.6	37.2	32.5	33.0	34.0	35.6	30.6	31.1	32.1	33.7	28.8	29.3	30.4	32.0
	S/T	0.82	0.74	0.60	0.5	1.00	0.75	0.61	0.5	1.00	0.77	0.63	0.5	1.00	0.79	0.65	0.5	1.00	0.82	0.68	0.5	1.00	1.00	0.73	0.6
	ΔT	22.66	20.83	17.42	13.9	22.61	20.78	17.37	13.8	22.86	21.04	17.63	14.1	22.59	20.76	17.35	13.8	22.35	20.52	17.11	13.6	23.49	21.66	18.25	14.7
	kW	2.30	2.30	2.30	2.3	2.59	2.59	2.58	2.6	2.91	2.91	2.90	2.9	3.26	3.26	3.25	3.3	3.65	3.64	3.64	3.7	4.10	4.10	4.09	4.1
	Amps	9.00	8.99	8.97	9.1	10.32	10.31	10.29	10.4	11.79	11.78	11.75	11.9	13.37	13.36	13.34	13.4	15.15	15.14	15.11	15.2	17.23	17.22	17.19	17.3
Hi PR	270	271	273	277.7	312	313	315	319.9	356	358	359	364.1	404	405	407	411.7	455	457	458	463.1	510	511	513	517.8	
Lo PR	127	128	131	136.7	134	136	139	144.3	141	142	146	151.0	147	148	151	156.6	152	154	157	162.1	159	161	164	169.1	
1350	MBh	35.8	36.3	37.4	38.9	35.5	36.0	37.0	38.6	34.6	35.1	36.1	37.7	33.0	33.5	34.6	36.2	31.1	31.6	32.7	34.2	29.4	29.9	30.9	32.5
	S/T	0.85	0.78	0.64	0.5	1.00	0.78	0.64	0.5	1.00	0.81	0.67	0.5	1.00	0.83	0.69	0.5	1.00	1.00	0.71	0.6	1.00	1.00	0.76	0.6
	ΔT	21.73	19.90	16.49	13.0	21.68	19.85	16.44	12.9	21.94	20.11	16.70	13.2	21.66	19.83	16.42	12.9	21.42	19.59	16.18	12.6	22.56	20.73	17.32	13.8
	kW	2.32	2.31	2.31	2.3	2.60	2.60	2.60	2.6	2.92	2.92	2.92	2.9	3.27	3.27	3.26	3.3	3.66	3.66	3.65	3.7	4.11	4.11	4.11	4.1
	Amps	9.06	9.05	9.03	9.1	10.38	10.37	10.34	10.4	11.84	11.83	11.81	11.9	13.43	13.42	13.40	13.5	15.20	15.19	15.17	15.3	17.28	17.27	17.25	17.4
Hi PR	272	273	275	279.9	314	316	317	322.1	359	360	362	366.3	406	407	409	413.9	458	459	461	465.3	512	514	515	520.1	
Lo PR	129	130	133	138.8	136	138	141	146.4	143	145	148	153.0	149	150	153	158.7	154	156	159	164.2	161	163	166	171.1	

Shaded area reflects ACCA (TVA) conditions

IDB: Entering Indoor Dry Bulb Temperature
High & low pressures are measured at the liquid & suction access fittings.

kW = Total system power
Amps = outdoor unit amps (comp. + fans)

IDB		OUTDOOR AMBIENT TEMPERATURE												115°F																																															
		65°F						75°F						85°F						95°F						105°F						115°F																													
		AIRFLOW		59	63	67	71	59	63	67	71	59	63	67	71	59	63	67	71	59	63	67	71	59	63	67	71	59	63	67	71	59	63	67	71																										
		ENTERING INDOOR WET BULB TEMPERATURE												ENTERING INDOOR WET BULB TEMPERATURE												ENTERING INDOOR WET BULB TEMPERATURE												ENTERING INDOOR WET BULB TEMPERATURE												ENTERING INDOOR WET BULB TEMPERATURE											
80	1050	MBh	35.0	35.5	36.5	38.1	34.7	35.2	36.2	37.8	33.8	34.3	35.3	36.9	32.2	32.7	33.7	35.3	30.3	30.8	31.8	33.4	28.6	29.0	30.1	31.7	32.2	32.7	33.7	35.3	30.3	30.8	31.8	33.4	28.6	29.0	30.1	31.7																							
		S/T	1.00	0.81	0.67	0.5	1.00	0.81	0.67	0.5	1.00	0.84	0.70	0.6	1.00	1.00	0.72	0.6	1.00	1.00	0.74	0.6	1.00	1.00	0.80	0.6	1.00	1.00	0.72	0.6	1.00	1.00	0.74	0.6	1.00	1.00	0.80	0.6																							
		ΔT	27.80	25.98	22.57	19.0	27.75	25.93	22.52	19.0	28.01	26.18	22.77	19.2	27.73	25.91	22.50	19.0	27.49	25.66	22.25	18.7	28.63	26.81	23.40	19.9	27.49	25.66	22.25	18.7	27.49	25.66	22.25	18.7	28.63	26.81	23.40	19.9																							
		kW	2.29	2.29	2.28	2.3	2.58	2.58	2.57	2.6	2.90	2.90	2.89	2.9	3.24	3.24	3.24	3.3	3.63	3.63	3.62	3.6	4.09	4.08	4.08	4.1	3.24	3.24	3.24	3.3	3.63	3.63	3.62	3.6	4.09	4.08	4.08	4.1																							
		Amps	8.94	8.93	8.91	9.0	10.26	10.25	10.22	10.3	11.72	11.71	11.69	11.8	13.31	13.30	13.28	13.4	15.09	15.07	15.05	15.2	17.17	17.16	17.13	17.2	13.31	13.30	13.28	13.4	15.09	15.07	15.05	15.2	17.17	17.16	17.13	17.2																							
	Hi-PR	268	269	271	275.9	310	312	313	318.1	355	356	358	362.3	402	403	405	409.9	454	455	457	461.3	508	510	511	516.1	402	403	405	409.9	454	455	457	461.3	508	510	511	516.1																								
	Lo-PR	125	127	130	135.5	133	135	138	143.1	140	141	144	149.7	145	147	150	155.3	151	152	156	160.9	158	159	162	167.8	145	147	150	155.3	151	152	156	160.9	158	159	162	167.8																								
	MBh	35.5	35.9	37.0	38.6	35.1	35.6	36.7	38.3	34.2	34.7	35.8	37.4	32.7	33.2	34.2	35.8	30.8	31.2	32.3	33.9	29.0	29.5	30.5	32.1	32.7	33.2	34.2	35.8	30.8	31.2	32.3	33.9	29.0	29.5	30.5	32.1																								
	S/T	1.00	0.87	0.73	0.6	1.00	0.88	0.74	0.6	1.00	0.90	0.76	0.6	1.00	1.00	0.78	0.6	1.00	1.00	0.81	0.7	1.00	1.00	0.86	0.7	1.00	1.00	0.78	0.6	1.00	1.00	0.81	0.7	1.00	1.00	0.86	0.7																								
	ΔT	26.70	24.87	21.46	17.9	26.65	24.82	21.41	17.9	26.91	25.08	21.67	18.1	26.63	24.81	21.40	17.9	26.39	24.56	21.15	17.6	27.53	25.70	22.30	18.8	26.63	24.81	21.40	17.9	26.39	24.56	21.15	17.6	27.53	25.70	22.30	18.8																								
kW	2.31	2.30	2.30	2.3	2.59	2.59	2.58	2.6	2.91	2.91	2.91	2.9	3.26	3.26	3.25	3.3	3.65	3.64	3.64	3.7	4.10	4.10	4.10	4.1	3.26	3.26	3.25	3.3	3.65	3.64	3.64	3.7	4.10	4.10	4.10	4.1																									
Amps	9.01	9.00	8.98	9.1	10.33	10.32	10.29	10.4	11.79	11.78	11.76	11.9	13.38	13.37	13.35	13.4	15.15	15.14	15.12	15.2	17.23	17.22	17.20	17.3	13.38	13.37	13.35	13.4	15.15	15.14	15.12	15.2	17.23	17.22	17.20	17.3																									
Hi-PR	270	272	274	278.2	313	314	316	320.4	357	358	360	364.6	405	406	408	412.2	456	457	459	463.6	511	512	514	518.3	405	406	408	412.2	456	457	459	463.6	511	512	514	518.3																									
Lo-PR	127	129	132	137.3	135	136	140	144.9	142	143	146	151.5	147	149	152	157.2	153	154	157	162.7	160	161	164	169.6	147	149	152	157.2	153	154	157	162.7	160	161	164	169.6																									
MBh	36.0	36.5	37.5	39.1	35.7	36.2	37.2	38.8	34.8	35.3	36.3	37.9	33.2	33.7	34.7	36.3	31.3	31.8	32.8	34.4	29.6	30.1	31.1	32.7	33.2	33.7	34.7	36.3	31.3	31.8	32.8	34.4	29.6	30.1	31.1	32.7																									
S/T	1.00	0.90	0.76	0.6	1.00	0.91	0.77	0.6	1.00	0.94	0.80	0.6	1.00	1.00	0.82	0.7	1.00	1.00	0.84	0.7	1.00	1.00	0.89	0.7	1.00	1.00	0.82	0.7	1.00	1.00	0.84	0.7	1.00	1.00	0.89	0.7																									
ΔT	25.77	23.95	20.54	17.0	25.72	23.90	20.49	17.0	25.98	24.15	20.74	17.2	25.70	23.88	20.47	16.9	25.46	23.63	20.22	16.7	26.60	24.78	21.37	17.8	25.70	23.88	20.47	16.9	25.46	23.63	20.22	16.7	26.60	24.78	21.37	17.8																									
kW	2.32	2.32	2.31	2.3	2.60	2.60	2.60	2.6	2.93	2.92	2.92	2.9	3.27	3.27	3.26	3.3	3.66	3.66	3.65	3.7	4.11	4.11	4.11	4.1	3.27	3.27	3.26	3.3	3.66	3.66	3.65	3.7	4.11	4.11	4.11	4.1																									
Amps	9.07	9.06	9.04	9.1	10.38	10.37	10.35	10.5	11.85	11.84	11.82	11.9	13.44	13.43	13.40	13.5	15.21	15.20	15.18	15.3	17.29	17.28	17.26	17.4	13.44	13.43	13.40	13.5	15.21	15.20	15.18	15.3	17.29	17.28	17.26	17.4																									
Hi-PR	273	274	276	280.4	315	316	318	322.6	359	360	362	366.8	407	408	410	414.4	458	459	461	465.8	513	514	516	520.5	407	408	410	414.4	458	459	461	465.8	513	514	516	520.5																									
Lo-PR	129	131	134	139.3	137	138	142	146.9	144	145	148	153.6	149	151	154	159.2	155	156	159	164.7	162	163	166	171.6	149	151	154	159.2	155	156	159	164.7	162	163	166	171.6																									
85	1050	MBh	35.6	36.1	37.1	38.7	35.3	35.8	36.8	38.4	34.4	34.9	35.9	37.5	32.8	33.3	34.3	35.9	30.9	31.4	32.4	34.0	29.1	29.6	30.7	32.3	32.8	33.3	34.3	35.9	30.9	31.4	32.4	34.0	29.1	29.6	30.7	32.3																							
		S/T	1.00	0.91	0.77	0.6	1.00	1.00	0.78	0.6	1.00	1.00	0.80	0.7	1.00	1.00	0.82	0.7	1.00	1.00	0.85	0.7	1.00	1.00	0.90	0.8	1.00	1.00	0.82	0.7	1.00	1.00	0.85	0.7	1.00	1.00	0.90	0.8																							
		ΔT	31.39	29.56	26.15	22.6	31.34	29.51	26.10	22.6	31.60	29.77	26.36	22.8	31.32	29.49	26.08	22.6	31.08	29.25	25.84	22.3	32.22	30.39	26.98	23.5	31.32	29.49	26.08	22.6	31.08	29.25	25.84	22.3	32.22	30.39	26.98	23.5																							
		kW	2.30	2.29	2.29	2.3	2.58	2.58	2.58	2.6	2.90	2.90	2.90	2.9	3.25	3.25	3.24	3.3	3.64	3.64	3.63	3.7	4.09	4.09	4.09	4.1	3.25	3.25	3.24	3.3	3.64	3.64	3.63	3.7	4.09	4.09	4.09	4.1																							
		Amps	8.97	8.96	8.94	9.0	10.28	10.27	10.25	10.4	11.75	11.74	11.72	11.8	13.34	13.33	13.30	13.4	15.11	15.10	15.08	15.2	17.19	17.18	17.16	17.3	13.34	13.33	13.30	13.4	15.11	15.10	15.08	15.2	17.19	17.18	17.16	17.3																							
	Hi-PR	269	271	273	277.2	312	313	315	319.4	356	357	359	363.6	404	405	407	411.2	455	456	458	462.5	510	511	513	517.3	404	405	407	411.2	455	456	458	462.5	510	511	513	517.3																								
	Lo-PR	127	129	132	137.3	135	136	140	144.9	142	143	146	151.6	147	149	152	157.2	153	154	157	162.7	160	161	164	169.6	147	149	152	157.2	153	154	157	162.7	160	161	164	169.6																								
	MBh	36.0	36.5	37.6	39.2	35.7	36.2	37.3	38.8	34.8	35.3	36.3	37.9	33.3	33.7	34.8	36.4	31.3	31.8	32.9	34.5	29.6	30.1	31.1	32.7	33.3	33.7	34.8	36.4	31.3	31.8	32.9	34.5	29.6	30.1	31.1	32.7																								
	S/T	1.00	0.97	0.83	0.7	1.00	1.00	0.84	0.7	1.00	1.00	0.87	0.7	1.00	1.00	0.89	0.7	1.00	1.00	0.90	0.8	1.00	1.00	0.95	0.8	1.00	1.00	0.89	0.7	1.00	1.00	0.95	0.8																												
	ΔT	30.29	28.46	25.05	21.5	30.24	28.41	25.00	21.5	30.49	28.67	25.26	21.7	30.22	28.39	24.98	21.4	29.97	28.15	24.74	21.2	31.12	29.29	25.88	22.3	30.22	28.39	24.98	21.4	29.97	28.15	24.74	21.2																												
kW	2.31	2.31	2.30	2.3	2.60	2.60	2.59	2.6	2.92	2.92	2.91	2.9	3.26	3.26	3.26	3.3	3.65	3.65	3.65	3.7	4.11	4.10	4.10	4.1	3.26	3.26	3.26	3.3	3.65	3.65	3.65	3.7	4.11	4.10	4.10	4.1																									
Amps	9.04	9.03	9.00	9.1	10.35	10.34	10.32	10.4	11.82	11.81	11.78	11.9	13.40	13.39	13.37	13.5	15.18	15.17	15.15	15.2	17.26	17.25	17.23	17.3	13.40	13.39	13.37	13.5	15.18	15.17	15.15	15.2	17.26	17.25	17.23	17.3																									
Hi-PR	272	273	275	279.4	314	315	317	321.6	358	359	361	365.9	406	407	409	413.5	457	458	460	464.8	512	513	515	519.6	406	407	409	413.5	457	458	460	464.8	512	513</																											

EXPANDED COOLING DATA — GPHM34241**

IDB		OUTDOOR AMBIENT TEMPERATURE												105°F												115°F											
		65°F				75°F				85°F				95°F				105°F				115°F															
		59	63	67	71	59	63	67	71	59	63	67	71	59	63	67	71	59	63	67	71	59	63	67	71												
		ENTERING INDOOR WET BULB TEMPERATURE																																			
		AIRFLOW																																			
70	1300	MBh	41.7	42.3	43.6	-	41.4	42.0	43.2	-	40.3	40.9	42.1	-	38.4	39.0	40.3	-	36.2	36.8	38.0	-	34.1	34.7	35.9	-											
		S/T	0.65	0.57	0.44	-	0.65	0.58	0.45	-	1.00	0.60	0.47	-	1.00	0.62	0.49	-	1.00	0.65	0.51	-	1.00	0.70	0.56	-											
		ΔT	13.13	11.84	9.44	-	13.09	11.81	9.41	-	13.27	11.99	9.59	-	13.08	11.79	9.39	-	12.91	11.62	9.22	-	13.71	12.43	10.03	-											
		kW	2.72	2.71	2.71	-	3.06	3.06	3.05	-	3.44	3.44	3.44	-	3.86	3.86	3.85	-	4.33	4.32	4.32	-	4.87	4.87	4.86	-											
		Amps	10.96	10.95	10.92	-	12.54	12.52	12.50	-	14.30	14.28	14.26	-	16.20	16.19	16.16	-	18.33	18.32	18.29	-	20.83	20.81	20.79	-											
	1400	Hi PR	262	263	265	-	302	304	305	-	345	346	348	-	392	393	394	-	441	442	444	-	494	496	497	-											
		Lo PR	129	130	134	-	136	138	141	-	143	145	148	-	149	150	154	-	155	156	159	-	162	163	166	-											
		MBh	42.1	42.7	43.9	-	41.8	42.3	43.6	-	40.7	41.3	42.5	-	38.8	39.4	40.6	-	36.6	37.2	38.4	-	34.5	35.1	36.3	-											
		S/T	0.67	0.60	0.47	-	0.68	0.60	0.47	-	1.00	0.63	0.50	-	1.00	0.65	0.51	-	1.00	0.67	0.54	-	1.00	1.00	0.59	-											
		ΔT	12.72	11.43	9.03	-	12.68	11.39	8.99	-	12.86	11.57	9.17	-	12.67	11.38	8.98	-	12.49	11.21	8.81	-	13.30	12.01	9.61	-											
1575	kW	2.72	2.72	2.72	-	3.07	3.07	3.06	-	3.45	3.45	3.45	-	3.87	3.87	3.86	-	4.34	4.33	4.33	-	4.88	4.88	4.87	-												
	Amps	11.00	10.99	10.96	-	12.58	12.57	12.54	-	14.34	14.33	14.30	-	16.24	16.23	16.20	-	18.37	18.36	18.33	-	20.87	20.86	20.83	-												
	Hi PR	263	264	266	-	304	305	307	-	347	348	350	-	393	394	396	-	443	444	446	-	496	497	499	-												
	Lo PR	130	132	135	-	138	139	142	-	144	146	149	-	150	152	155	-	156	157	161	-	163	164	168	-												
	MBh	42.9	43.5	44.7	-	42.6	43.1	44.4	-	41.5	42.1	43.3	-	39.6	40.2	41.4	-	37.4	37.9	39.2	-	35.3	35.9	37.1	-												
75	1300	S/T	0.69	0.62	0.48	-	0.70	0.62	0.49	-	1.00	0.65	0.52	-	1.00	0.67	0.53	-	1.00	0.69	0.56	-	1.00	1.00	0.61	-											
		ΔT	12.07	10.78	8.38	-	12.03	10.75	8.35	-	12.21	10.93	8.53	-	12.02	10.73	8.33	-	11.85	10.56	8.16	-	12.65	11.37	8.97	-											
		kW	2.74	2.74	2.73	-	3.08	3.08	3.08	-	3.47	3.47	3.46	-	3.89	3.88	3.88	-	4.35	4.35	4.34	-	4.90	4.89	4.89	-											
		Amps	11.07	11.06	11.03	-	12.65	12.63	12.61	-	14.41	14.39	14.37	-	16.31	16.30	16.27	-	18.44	18.43	18.40	-	20.94	20.92	20.90	-											
		Hi PR	265	266	268	-	306	307	309	-	349	350	352	-	395	396	398	-	445	446	448	-	498	499	501	-											
	1400	Lo PR	132	134	137	-	140	142	145	-	147	148	152	-	153	154	157	-	158	160	163	-	165	167	170	-											
		MBh	41.8	42.4	43.6	45.5	41.4	42.0	43.2	45.1	40.3	40.9	42.1	44.0	38.5	39.1	40.3	42.2	36.2	36.8	38.0	39.9	34.1	34.7	36.0	37.8											
		S/T	0.77	0.70	0.57	0.4	1.00	0.71	0.57	0.4	1.00	0.73	0.60	0.5	1.00	0.75	0.62	0.5	1.00	1.00	0.64	0.5	1.00	1.00	0.69	0.5											
		ΔT	15.96	14.67	12.27	9.8	15.92	14.63	12.23	9.7	16.10	14.82	12.41	9.9	15.91	14.62	12.22	9.7	15.74	14.45	12.05	9.6	16.54	15.26	12.85	10.4											
		kW	2.71	2.71	2.71	2.7	3.06	3.06	3.05	3.1	3.44	3.44	3.43	3.5	3.86	3.86	3.85	3.9	4.32	4.32	4.32	4.3	4.87	4.87	4.86	4.9											
1575	Amps	10.95	10.94	10.91	11.0	12.53	12.51	12.49	12.6	14.29	14.27	14.25	14.4	16.19	16.18	16.15	16.3	18.32	18.31	18.28	18.4	20.82	20.80	20.78	20.9												
	Hi PR	262	263	265	269.3	303	304	306	310.2	346	347	349	353.0	392	393	395	399.2	442	443	444	449.0	495	496	498	502.1												
	Lo PR	129	130	134	138.9	136	138	141	146.7	143	145	148	153.4	149	151	154	159.1	155	156	159	164.7	162	163	166	171.8												
	MBh	42.2	42.7	44.0	45.8	41.8	42.4	43.6	45.5	40.7	41.3	42.5	44.4	38.9	39.4	40.7	42.6	36.6	37.2	38.4	40.3	34.5	35.1	36.3	38.2												
	S/T	0.80	0.72	0.59	0.5	1.00	0.73	0.60	0.5	1.00	0.75	0.62	0.5	1.00	0.77	0.64	0.5	1.00	1.00	0.66	0.5	1.00	1.00	0.71	0.6												
1400	ΔT	15.54	14.26	11.86	9.4	15.51	14.22	11.82	9.3	15.69	14.40	12.00	9.5	15.49	14.21	11.81	9.3	15.32	14.04	11.64	9.1	16.13	14.84	12.44	10.0												
	kW	2.72	2.72	2.71	2.7	3.07	3.06	3.06	3.1	3.45	3.45	3.44	3.5	3.87	3.87	3.86	3.9	4.33	4.33	4.32	4.4	4.88	4.88	4.87	4.9												
	Amps	10.99	10.98	10.95	11.1	12.57	12.56	12.53	12.7	14.33	14.32	14.29	14.4	16.23	16.22	16.19	16.3	18.36	18.35	18.32	18.4	20.86	20.85	20.82	20.9												
	Hi PR	263	264	266	270.6	304	305	307	311.5	347	348	350	354.4	393	394	396	400.5	443	444	446	450.3	496	497	499	503.4												
	Lo PR	130	132	135	140.2	138	139	142	147.9	144	146	149	154.7	150	152	155	160.4	156	157	161	166.0	163	164	168	173.0												
1575	MBh	42.9	43.5	44.8	46.6	42.6	43.2	44.4	46.3	41.5	42.1	43.3	45.2	39.6	40.2	41.5	43.3	37.4	38.0	39.2	41.1	35.3	35.9	37.1	39.0												
	S/T	0.82	0.74	0.61	0.5	1.00	0.75	0.62	0.5	1.00	0.77	0.64	0.5	1.00	0.79	0.66	0.5	1.00	1.00	0.68	0.5	1.00	1.00	0.73	0.6												
	ΔT	14.89	13.61	11.21	8.7	14.86	13.57	11.17	8.7	15.04	13.75	11.35	8.9	14.85	13.56	11.16	8.7	14.67	13.39	10.99	8.5	15.48	14.19	11.79	9.3												
	kW	2.74	2.73	2.73	2.8	3.08	3.08	3.07	3.1	3.47	3.46	3.46	3.5	3.88	3.88	3.87	3.9	4.35	4.35	4.34	4.4	4.89	4.89	4.88	4.9												
	Amps	11.06	11.05	11.02	11.1	12.64	12.62	12.60	12.7	14.40	14.38	14.36	14.5	16.30	16.29	16.26	16.4	18.43	18.42	18.39	18.5	20.93	20.91	20.89	21.0												
1575	Hi PR	265	267	268	272.9	306	307	309	313.8	349	350	352	356.7	395	397	398	402.9	445	446	448	452.6	498	499	501	505.8												
	Lo PR	132	134	137	142.6	140	142	145	150.3	147	148	152	157.1	153	154	157	162.8	158	160	163	168.4	165	167	170	175.4												

IDB: Entering Indoor Dry Bulb Temperature
 High & low pressures are measured at the liquid & suction access fittings.
 Shaded area reflects ACCA (TVA) conditions
 kW = Total system power
 Amps = outdoor unit amps (comp. + fans)

IDB		OUTDOOR AMBIENT TEMPERATURE												ENTERING INDOOR WET BULB TEMPERATURE											
		65°F				75°F				85°F				95°F				105°F				115°F			
		59	63	67	71	59	63	67	71	59	63	67	71	59	63	67	71	59	63	67	71	59	63	67	71
1300	MBh	42.0	42.6	43.8	45.7	41.6	42.2	43.4	45.3	40.5	41.1	42.4	44.2	38.7	39.3	40.5	42.4	36.4	37.0	38.2	40.1	34.4	34.9	36.2	38.1
	S/T	1.00	0.82	0.69	0.6	1.00	0.83	0.70	0.6	1.00	1.00	0.72	0.6	1.00	1.00	0.74	0.6	1.00	1.00	0.76	0.6	1.00	1.00	0.81	0.7
	ΔT	18.80	17.52	15.12	12.6	18.77	17.48	15.08	12.6	18.95	17.66	15.26	12.8	18.75	17.47	15.07	12.6	18.58	17.30	14.90	12.4	19.39	18.10	15.70	13.2
	kW	2.72	2.71	2.71	2.7	3.06	3.06	3.05	3.1	3.44	3.44	3.44	3.5	3.86	3.86	3.85	3.9	4.33	4.32	4.32	4.3	4.87	4.87	4.86	4.9
	Amps	10.96	10.94	10.92	11.0	12.53	12.52	12.49	12.6	14.29	14.28	14.25	14.4	16.20	16.19	16.16	16.3	18.33	18.31	18.29	18.4	20.82	20.81	20.78	20.9
	Hi PR	262	263	265	269.7	303	304	306	310.7	346	347	349	353.5	392	393	395	399.7	442	443	445	449.5	495	496	498	502.6
	Lo PR	129	131	134	139.5	137	139	142	147.2	144	145	149	154.0	149	151	154	159.7	155	157	160	165.3	162	164	167	172.3
	MBh	42.4	43.0	44.2	46.1	42.0	42.6	43.8	45.7	40.9	41.5	42.7	44.6	39.1	39.7	40.9	42.8	36.8	37.4	38.6	40.5	34.7	35.3	36.6	38.4
	S/T	1.00	0.84	0.71	0.6	1.00	0.85	0.72	0.6	1.00	1.00	0.74	0.6	1.00	1.00	0.76	0.6	1.00	1.00	0.78	0.6	1.00	1.00	1.00	0.7
	ΔT	18.39	17.10	14.70	12.2	18.35	17.07	14.67	12.2	18.53	17.25	14.85	12.4	18.34	17.06	14.65	12.2	18.17	16.88	14.48	12.0	18.97	17.69	15.29	12.8
kW	2.72	2.72	2.72	2.7	3.07	3.07	3.06	3.1	3.45	3.45	3.45	3.5	3.87	3.87	3.86	3.9	4.33	4.33	4.33	4.4	4.88	4.88	4.87	4.9	
Amps	11.00	10.99	10.96	11.1	12.58	12.56	12.54	12.7	14.34	14.32	14.30	14.4	16.24	16.23	16.20	16.3	18.37	18.36	18.33	18.5	20.87	20.86	20.83	20.9	
Hi PR	264	265	267	271.0	304	306	307	312.0	347	348	350	354.8	394	395	396	401.0	443	444	446	450.8	496	498	499	503.9	
Lo PR	131	132	135	140.7	138	140	143	148.5	145	147	150	155.2	151	152	156	160.9	156	158	161	166.5	163	165	168	173.6	
MBh	43.2	43.7	45.0	46.9	42.8	43.4	44.6	46.5	41.7	42.3	43.5	45.4	39.9	40.4	41.7	43.6	37.6	38.2	39.4	41.3	35.5	36.1	37.3	39.2	
S/T	1.00	0.86	0.73	0.6	1.00	0.87	0.74	0.6	1.00	1.00	0.76	0.6	1.00	1.00	0.78	0.6	1.00	1.00	0.80	0.7	1.00	1.00	1.00	0.7	
ΔT	17.74	16.46	14.05	11.6	17.71	16.42	14.02	11.5	17.89	16.60	14.20	11.7	17.69	16.41	14.01	11.5	17.52	16.24	13.83	11.3	18.33	17.04	14.64	12.2	
kW	2.74	2.74	2.73	2.8	3.08	3.08	3.08	3.1	3.47	3.47	3.46	3.5	3.88	3.88	3.88	3.9	4.35	4.35	4.34	4.4	4.90	4.89	4.89	4.9	
Amps	11.07	11.06	11.03	11.1	12.64	12.63	12.61	12.7	14.41	14.39	14.37	14.5	16.31	16.30	16.27	16.4	18.44	18.43	18.40	18.5	20.94	20.92	20.90	21.0	
Hi PR	266	267	269	273.4	307	308	310	314.3	350	351	353	357.2	396	397	399	403.3	446	447	449	453.1	499	500	502	506.2	
Lo PR	133	135	138	143.2	141	142	145	150.9	147	149	152	157.6	153	155	158	163.4	159	160	164	169.0	166	167	171	176.0	
1460	MBh	42.3	43.1	45.2	48.2	41.3	42.1	44.1	47.1	40.3	41.1	43.1	45.9	39.4	40.1	42.0	44.8	37.4	38.1	39.9	42.6	34.6	35.3	37.0	39.4
	S/T	0.95	0.92	0.83	0.7	0.98	0.95	0.86	0.7	1.00	0.97	0.88	0.7	1.00	1.00	0.91	0.7	1.00	1.00	0.94	0.8	1.00	1.00	0.95	0.8
	ΔT	25	25	24	20	26	25	24	21	25	25	24	21	25	25	24	21	24	24	24	20	22	22	22	19.1
	kW	2.89	2.96	3.05	3.1	3.12	3.19	3.29	3.4	3.32	3.39	3.51	3.6	3.50	3.57	3.69	3.8	3.65	3.73	3.85	4.0	3.78	3.86	3.99	4.1
	Amps	13.4	13.6	14.0	14.5	14.3	14.6	15.0	15.5	15.3	15.7	16.1	16.7	16.3	16.6	17.1	17.7	17.2	17.6	18.1	18.7	18.1	18.5	19.1	19.7
	Hi PR	259	279	294	307.2	291	313	330	344.7	331	356	376	392.0	377	405	428	446.4	424	456	482	502.2	468	504	532	554.9
	Lo PR	112	119	130	138.2	118	126	137	146.0	123	130	142	151.7	129	137	150	159.4	135	144	157	167.0	140	149	162	172.8
	MBh	41.1	41.9	43.9	46.8	40.1	40.9	42.8	45.7	39.2	39.9	41.8	44.6	38.2	39.0	40.8	43.5	36.3	37.0	38.8	41.3	33.6	34.3	35.9	38.3
	S/T	0.90	0.87	0.79	0.6	0.94	0.90	0.82	0.7	0.96	0.93	0.84	0.7	0.99	0.96	0.86	0.7	1.00	0.99	0.90	0.7	1.00	1.00	0.90	0.7
	ΔT	26	26	24	21	27	26	25	21	27	26	25	21	27	26	25	22	26	26	25	21	24	24	23	19.9
kW	2.87	2.93	3.03	3.1	3.09	3.16	3.26	3.4	3.29	3.37	3.48	3.6	3.47	3.54	3.66	3.8	3.62	3.70	3.82	4.0	3.74	3.83	3.96	4.1	
Amps	13.3	13.5	13.9	14.3	14.2	14.5	14.9	15.4	15.2	15.5	16.0	16.5	16.1	16.5	17.0	17.5	17.1	17.4	17.9	18.6	18.0	18.3	18.9	19.5	
Hi PR	257	276	292	304.1	288	310	327	341.2	327	352	372	388.1	373	401	424	442.0	420	452	477	497.3	464	499	527	549.4	
Lo PR	111	118	128	136.8	117	124	136	144.5	121	129	141	150.2	128	136	148	157.8	134	142	155	165.4	138	147	161	171.1	
MBh	37.9	38.6	40.5	43.2	37.0	37.7	39.5	42.2	36.2	36.9	38.6	41.2	35.3	36.0	37.7	40.2	33.5	34.2	35.8	38.2	31.0	31.6	33.1	35.4	
S/T	0.87	0.84	0.76	0.6	0.90	0.87	0.79	0.6	0.93	0.89	0.81	0.7	0.96	0.92	0.83	0.7	0.99	0.96	0.87	0.7	1.00	0.97	0.87	0.7	
ΔT	27	26	25	21	27	27	25	22	27	27	25	22	27	27	25	22	27	26	25	22	25	25	23	20.2	
kW	2.80	2.86	2.95	3.0	3.02	3.08	3.18	3.3	3.21	3.28	3.39	3.5	3.38	3.45	3.57	3.7	3.52	3.60	3.72	3.9	3.65	3.73	3.86	4.0	
Amps	13.0	13.2	13.6	14.0	13.8	14.1	14.5	15.0	14.9	15.2	15.6	16.1	15.7	16.1	16.6	17.1	16.6	17.0	17.5	18.1	17.5	17.9	18.4	19.1	
Hi PR	249	268	283	295.0	279	301	317	331.0	318	342	361	376.5	362	389	411	428.8	407	438	462	482.4	450	484	511	532.9	
Lo PR	107	114	125	132.7	113	121	132	140.2	118	125	137	145.7	124	132	144	153.1	130	138	151	160.4	134	143	156	165.9	

IDB: Entering Indoor Dry Bulb Temperature
 High & low pressures are measured at the liquid & suction access fittings.
 Shaded area reflects AHRI (TVA) conditions
 kW = Total system power
 Amps = outdoor unit amps (comp.+ fans)

IDB		OUTDOOR AMBIENT TEMPERATURE												ENTERING INDOOR WET BULB TEMPERATURE												
		65°F				75°F				85°F				95°F				105°F				115°F				
		59	63	67	71	59	63	67	71	59	63	67	71	59	63	67	71	59	63	67	71	59	63	67	71	
70	1400	MBh	48.3	49.0	50.5	-	47.9	48.6	50.0	-	46.6	47.3	48.8	-	44.5	45.1	46.6	-	41.8	42.5	43.9	-	39.4	40.1	41.5	-
		S/T	0.60	0.53	0.39	-	0.61	0.53	0.40	-	1.00	0.56	0.42	-	1.00	0.58	0.44	-	1.00	0.60	0.46	-	1.00	0.65	0.51	-
		ΔT	13.35	12.11	9.81	-	13.32	12.08	9.78	-	13.49	12.25	9.95	-	13.30	12.07	9.76	-	13.14	11.90	9.60	-	13.91	12.68	10.37	-
		kW	3.22	3.21	3.21	-	3.60	3.60	3.59	-	4.04	4.03	4.03	-	4.51	4.50	4.50	-	5.03	5.03	5.02	-	5.64	5.64	5.64	-
		Amps	12.46	12.44	12.41	-	14.23	14.22	14.19	-	16.22	16.20	16.17	-	18.36	18.35	18.32	-	20.76	20.75	20.72	-	23.57	23.56	23.53	-
		Hi/PR	264	265	267	-	305	307	308	-	349	350	352	-	396	397	399	-	447	448	450	-	501	502	504	-
	Lo/PR	126	127	131	-	133	135	138	-	140	142	145	-	146	147	151	-	151	153	156	-	158	160	163	-	
	MBh	49.0	49.6	51.1	-	48.5	49.2	50.7	-	47.3	47.9	49.4	-	45.1	45.8	47.2	-	42.4	43.1	44.6	-	40.0	40.7	42.1	-	
	S/T	0.66	0.58	0.45	-	0.67	0.59	0.46	-	0.69	0.62	0.48	-	1.00	0.64	0.50	-	1.00	0.66	0.52	-	1.00	0.71	0.57	-	
	ΔT	12.60	11.37	9.06	-	12.57	11.34	9.03	-	12.74	11.51	9.20	-	12.56	11.32	9.02	-	12.39	11.16	8.85	-	13.17	11.93	9.63	-	
	kW	3.24	3.23	3.23	-	3.62	3.62	3.61	-	4.06	4.05	4.05	-	4.54	4.54	4.53	-	5.05	5.05	5.04	-	5.66	5.66	5.66	-	
	Amps	12.55	12.53	12.50	-	14.33	14.31	14.28	-	16.31	16.29	16.26	-	18.45	18.44	18.41	-	20.85	20.84	20.81	-	23.67	23.65	23.62	-	
Hi/PR	266	267	269	-	308	309	311	-	351	352	354	-	398	399	401	-	449	450	452	-	503	504	506	-		
Lo/PR	128	129	132	-	135	137	140	-	142	144	147	-	148	149	152	-	153	155	158	-	160	162	165	-		
MBh	49.7	50.4	51.8	-	49.3	50.0	51.4	-	48.0	48.7	50.2	-	45.9	46.5	48.0	-	43.2	43.9	45.3	-	40.8	41.5	42.9	-		
S/T	0.69	0.62	0.48	-	0.70	0.62	0.49	-	1.00	0.65	0.52	-	1.00	0.67	0.53	-	1.00	0.69	0.56	-	1.00	1.00	0.61	-		
ΔT	11.98	10.74	8.44	-	11.94	10.71	8.40	-	12.12	10.88	8.58	-	11.93	10.69	8.39	-	11.76	10.53	8.22	-	12.54	11.30	9.00	-		
kW	3.25	3.25	3.24	-	3.64	3.64	3.63	-	4.07	4.07	4.06	-	4.54	4.54	4.53	-	5.07	5.06	5.06	-	5.68	5.68	5.67	-		
Amps	12.63	12.61	12.58	-	14.40	14.39	14.36	-	16.39	16.37	16.34	-	18.53	18.52	18.49	-	20.93	20.92	20.89	-	23.74	23.73	23.70	-		
Hi/PR	268	269	271	-	310	311	313	-	353	355	356	-	400	402	403	-	451	452	454	-	505	506	508	-		
Lo/PR	130	131	134	-	137	139	142	-	144	146	149	-	150	151	154	-	155	157	160	-	162	164	167	-		
75	1400	MBh	48.4	49.0	50.5	52.7	47.9	48.6	50.0	52.3	46.7	47.3	48.8	51.0	44.5	45.2	46.6	48.8	41.8	42.5	44.0	46.2	39.4	40.1	41.5	43.7
		S/T	0.73	0.65	0.52	0.4	1.00	0.66	0.53	0.4	1.00	0.68	0.55	0.4	1.00	0.70	0.57	0.4	1.00	0.73	0.59	0.4	1.00	1.00	0.64	0.5
		ΔT	16.06	14.83	12.52	10.1	16.03	14.80	12.49	10.1	16.20	14.97	12.66	10.3	16.02	14.78	12.48	10.1	15.85	14.62	12.31	9.9	16.63	15.39	13.09	10.7
		kW	3.21	3.21	3.20	3.2	3.60	3.60	3.59	3.6	4.03	4.03	4.03	4.1	4.50	4.50	4.49	4.5	5.03	5.02	5.02	5.0	5.64	5.64	5.63	5.7
		Amps	12.44	12.43	12.40	12.5	14.22	14.21	14.18	14.3	16.20	16.19	16.16	16.3	18.35	18.34	18.31	18.4	20.75	20.73	20.70	20.8	23.56	23.55	23.52	23.7
		Hi/PR	264	265	267	271.6	306	307	309	313.2	349	350	352	356.8	396	397	399	403.8	447	448	450	454.4	501	502	504	508.4
	Lo/PR	126	127	131	135.9	133	135	138	143.6	140	142	145	150.3	146	147	151	155.9	151	153	156	161.5	158	160	163	168.4	
	MBh	49.0	49.7	51.1	53.3	48.6	49.2	50.7	52.9	47.3	48.0	49.4	51.6	45.1	45.8	47.2	49.5	42.5	43.2	44.6	46.8	40.0	40.7	42.2	44.4	
	S/T	0.79	0.71	0.58	0.4	1.00	0.72	0.58	0.4	1.00	0.74	0.61	0.5	1.00	0.76	0.63	0.5	1.00	0.78	0.65	0.5	1.00	1.00	0.70	0.6	
	ΔT	15.32	14.08	11.78	9.4	15.28	14.05	11.74	9.4	15.46	14.22	11.92	9.5	15.27	14.04	11.73	9.3	15.11	13.87	11.57	9.2	15.88	14.64	12.34	10.0	
	kW	3.23	3.23	3.22	3.3	3.62	3.62	3.61	3.6	4.05	4.05	4.05	4.1	4.52	4.52	4.51	4.5	5.05	5.04	5.04	5.1	5.66	5.66	5.65	5.7	
	Amps	12.54	12.52	12.49	12.6	14.31	14.30	14.27	14.4	16.30	16.28	16.25	16.4	18.44	18.43	18.40	18.5	20.84	20.83	20.80	20.9	23.65	23.64	23.61	23.7	
Hi/PR	266	267	269	273.8	308	309	311	315.5	351	353	354	359.1	398	400	401	406.0	449	450	452	456.7	503	504	506	510.7		
Lo/PR	128	129	132	137.8	135	137	140	145.4	142	144	147	152.1	148	149	152	157.8	153	155	158	163.3	160	162	165	170.3		
MBh	49.8	50.4	51.9	54.1	49.3	50.0	51.4	53.6	48.1	48.7	50.2	52.4	45.9	46.6	48.0	50.2	43.2	43.9	45.4	47.6	40.8	41.5	42.9	45.1		
S/T	0.82	0.75	0.61	0.5	1.00	0.75	0.62	0.5	1.00	0.78	0.64	0.5	1.00	0.80	0.66	0.5	1.00	0.82	0.68	0.5	1.00	1.00	0.74	0.6		
ΔT	14.69	13.46	11.15	8.8	14.66	13.42	11.12	8.7	14.83	13.60	11.29	8.9	14.64	13.41	11.10	8.7	14.48	13.24	10.94	8.6	15.25	14.02	11.71	9.3		
kW	3.25	3.25	3.24	3.3	3.64	3.64	3.63	3.7	4.07	4.07	4.06	4.1	4.54	4.54	4.53	4.6	5.06	5.06	5.05	5.1	5.68	5.68	5.67	5.7		
Amps	12.61	12.60	12.57	12.7	14.39	14.38	14.35	14.5	16.37	16.36	16.33	16.5	18.52	18.51	18.48	18.6	20.92	20.90	20.87	21.0	23.73	23.72	23.69	23.8		
Hi/PR	268	270	271	276.0	310	311	313	317.6	354	355	357	361.3	401	402	404	408.2	451	452	454	458.8	505	506	508	512.9		
Lo/PR	130	131	134	139.8	137	139	142	147.5	144	146	149	154.2	150	151	154	159.8	155	157	160	165.4	162	164	167	172.3		

IDB: Entering Indoor Dry Bulb Temperature
 High & low pressures are measured at the liquid & suction access fittings.
 Shaded area reflects ACCA (TVA) conditions
 kW = Total system power
 Amps = outdoor unit amps (comp. + fans)

IDB	AIRFLOW	OUTDOOR AMBIENT TEMPERATURE												115°F																	
		65°F						75°F						85°F						95°F						105°F					
		59	63	67	71	59	63	67	71	59	63	67	71	59	63	67	71	59	63	67	71	59	63	67	71						
80	1400	MBh	48.6	49.3	50.7	52.9	48.2	48.9	50.3	52.5	46.9	47.6	49.0	51.2	44.7	45.4	46.9	49.1	42.1	42.8	44.2	46.4	39.7	40.3	41.8	44.0					
		S/T	1.00	0.78	0.64	0.5	1.00	0.78	0.65	0.5	1.00	0.81	0.67	0.5	1.00	1.00	0.69	0.6	1.00	1.00	0.72	0.6	1.00	1.00	0.77	0.6					
		ΔT	18.80	17.56	15.26	12.9	18.76	17.53	15.22	12.8	18.94	17.70	15.40	13.0	18.75	17.52	15.21	12.8	18.59	17.35	15.05	12.7	19.36	18.12	15.82	13.4					
		kW	3.22	3.21	3.21	3.2	3.60	3.60	3.59	3.6	4.04	4.03	4.03	4.1	4.51	4.50	4.50	4.5	5.03	5.03	5.02	5.0	5.64	5.64	5.63	5.7					
		Amps	12.45	12.44	12.41	12.5	14.23	14.22	14.19	14.3	16.21	16.20	16.17	16.3	18.36	18.35	18.32	18.5	20.76	20.74	20.71	20.8	23.57	23.56	23.53	23.7					
	1600	Hi-PR	264	266	267	272.1	306	307	309	313.7	350	351	353	357.3	397	398	400	404.3	447	448	450	454.9	501	502	504	508.9					
		Lo-PR	126	128	131	136.5	134	136	139	144.1	141	142	145	150.8	146	148	151	156.5	152	153	157	162.0	159	160	164	169.0					
		MBh	49.2	49.9	51.4	53.6	48.8	49.5	50.9	53.1	47.5	48.2	49.7	51.9	45.4	46.1	47.5	49.7	42.7	43.4	44.8	47.1	40.3	41.0	42.4	44.6					
		S/T	1.00	0.84	0.70	0.6	1.00	0.84	0.71	0.6	1.00	0.87	0.73	0.6	1.00	1.00	0.75	0.6	1.00	1.00	0.78	0.6	1.00	1.00	0.83	0.7					
		ΔT	18.05	16.82	14.51	12.1	18.02	16.78	14.48	12.1	18.19	16.96	14.65	12.3	18.00	16.77	14.46	12.1	17.84	16.60	14.30	11.9	18.61	17.38	15.07	12.7					
1800	kW	3.24	3.23	3.23	3.3	3.62	3.62	3.61	3.6	4.06	4.05	4.05	4.1	4.53	4.52	4.52	4.5	5.05	5.05	5.04	5.1	5.66	5.66	5.65	5.7						
	Amps	12.55	12.53	12.50	12.6	14.32	14.31	14.28	14.4	16.31	16.29	16.26	16.4	18.45	18.44	18.41	18.5	20.85	20.84	20.81	20.9	23.66	23.65	23.62	23.8						
	Hi-PR	267	268	270	274.3	308	310	311	316.0	352	353	355	359.6	399	400	402	406.5	450	451	453	457.1	504	505	507	511.2						
	Lo-PR	128	130	133	138.3	136	137	141	146.0	143	144	147	152.7	148	150	153	158.3	154	155	159	163.9	161	162	165	170.9						
	MBh	50.0	50.7	52.1	54.3	49.6	50.3	51.7	53.9	48.3	49.0	50.4	52.6	46.1	46.8	48.3	50.5	43.5	44.2	45.6	47.8	41.1	41.7	43.2	45.4						
85	1400	S/T	1.00	0.87	0.74	0.6	1.00	0.88	0.74	0.6	1.00	1.00	0.77	0.6	1.00	1.00	0.79	0.6	1.00	1.00	0.81	0.7	1.00	1.00	1.00	0.7					
		ΔT	17.42	16.19	13.88	11.5	17.39	16.15	13.85	11.5	17.56	16.33	14.02	11.6	17.38	16.14	13.84	11.4	17.21	15.98	13.67	11.3	17.98	16.75	14.44	12.1					
		kW	3.25	3.25	3.24	3.3	3.64	3.64	3.63	3.7	4.07	4.07	4.06	4.1	4.54	4.54	4.53	4.6	5.07	5.06	5.06	5.1	5.68	5.68	5.67	5.7					
		Amps	12.62	12.61	12.58	12.7	14.40	14.39	14.36	14.5	16.38	16.37	16.34	16.5	18.53	18.52	18.49	18.6	20.93	20.91	20.88	21.0	23.74	23.73	23.70	23.8					
		Hi-PR	269	270	272	276.5	311	312	314	318.1	354	355	357	361.7	401	402	404	408.7	452	453	455	459.3	506	507	509	513.3					
	1600	Lo-PR	130	132	135	140.4	138	139	143	148.0	145	146	149	154.7	150	152	155	160.4	156	157	161	165.9	163	164	168	172.9					
		MBh	49.4	50.1	51.5	53.7	49.0	49.7	51.1	53.3	47.7	48.4	49.9	52.1	45.6	46.2	47.7	49.9	42.9	43.6	45.0	47.2	40.5	41.2	42.6	44.8					
		S/T	1.00	0.88	0.74	0.6	1.00	1.00	0.75	0.6	1.00	1.00	0.77	0.6	1.00	1.00	0.79	0.7	1.00	1.00	1.00	0.7	1.00	1.00	1.00	0.7					
		ΔT	21.22	19.99	17.68	15.3	21.19	19.95	17.65	15.3	21.36	20.13	17.82	15.4	21.17	19.94	17.63	15.2	21.01	19.77	17.47	15.1	21.78	20.55	18.24	15.9					
		kW	3.22	3.22	3.21	3.2	3.61	3.61	3.60	3.6	4.04	4.04	4.03	4.1	4.51	4.51	4.50	4.5	5.04	5.03	5.03	5.1	5.65	5.65	5.64	5.7					
1800	Amps	12.49	12.47	12.44	12.6	14.26	14.25	14.22	14.4	16.25	16.23	16.20	16.3	18.39	18.38	18.35	18.5	20.79	20.78	20.75	20.9	23.61	23.59	23.56	23.7						
	Hi-PR	266	267	269	273.3	307	309	310	315.0	351	352	354	358.6	398	399	401	405.5	449	450	452	456.1	503	504	506	510.2						
	Lo-PR	128	130	133	138.3	136	137	141	146.0	143	144	147	152.7	148	150	153	158.4	154	155	159	163.9	161	162	166	170.9						
	MBh	50.1	50.7	52.2	54.4	49.6	50.3	51.7	54.0	48.4	49.0	50.5	52.7	46.2	46.9	48.3	50.5	43.5	44.2	45.7	47.9	41.1	41.8	43.2	45.4						
	S/T	1.00	0.94	0.80	0.7	1.00	1.00	0.81	0.7	1.00	1.00	0.83	0.7	1.00	1.00	0.85	0.7	1.00	1.00	1.00	0.7	1.00	1.00	1.00	0.8						
1400	ΔT	20.47	19.24	16.93	14.5	20.44	19.21	16.90	14.5	20.61	19.38	17.07	14.7	20.43	19.19	16.89	14.5	20.26	19.03	16.72	14.3	21.04	19.80	17.50	15.1						
	kW	3.24	3.24	3.23	3.3	3.63	3.63	3.62	3.7	4.06	4.06	4.05	4.1	4.53	4.53	4.52	4.6	5.06	5.05	5.05	5.1	5.67	5.67	5.66	5.7						
	Amps	12.58	12.57	12.54	12.7	14.36	14.34	14.31	14.4	16.34	16.33	16.30	16.4	18.49	18.47	18.44	18.6	20.88	20.87	20.84	21.0	23.70	23.68	23.65	23.8						
	Hi-PR	268	269	271	275.6	310	311	313	317.2	353	354	356	360.8	400	401	403	407.8	451	452	454	458.4	505	506	508	512.4						
	Lo-PR	130	132	135	140.2	138	139	142	147.8	144	146	149	154.5	150	152	155	160.2	156	157	160	165.8	163	164	167	172.7						
1600	MBh	50.8	51.5	52.9	55.1	50.4	51.1	52.5	54.7	49.1	49.8	51.2	53.5	47.0	47.6	49.1	51.3	44.3	45.0	46.4	48.6	41.9	42.6	44.0	46.2						
	S/T	1.00	0.97	0.84	0.7	1.00	1.00	0.84	0.7	1.00	1.00	0.87	0.7	1.00	1.00	0.89	0.7	1.00	1.00	1.00	0.8	1.00	1.00	1.00	0.8						
	ΔT	19.85	18.61	16.31	13.9	19.81	18.58	16.27	13.9	19.99	18.75	16.45	14.1	19.80	18.57	16.26	13.9	19.64	18.40	16.10	13.7	20.41	19.17	16.87	14.5						
	kW	3.26	3.26	3.25	3.3	3.65	3.64	3.64	3.7	4.08	4.08	4.07	4.1	4.55	4.55	4.54	4.6	5.07	5.07	5.06	5.1	5.69	5.69	5.68	5.7						
	Amps	12.66	12.64	12.61	12.7	14.43	14.42	14.39	14.5	16.42	16.40	16.37	16.5	18.56	18.55	18.52	18.7	20.96	20.95	20.92	21.1	23.77	23.76	23.73	23.9						
1800	Hi-PR	270	271	273	277.7	312	313	315	319.4	355	357	358	363.0	402	403	405	409.9	453	454	456	460.6	507	508	510	514.6						
	Lo-PR	132	134	137	142.2	140	141	145	149.9	146	148	151	156.6	152	154	157	162.3	158	159	162	167.8	165	166	169	174.8						

IDB: Entering Indoor Dry Bulb Temperature
 High & low pressures are measured at the liquid & suction access fittings.
 Shaded area reflects AHRI (TVA) conditions
 kW = Total system power
 Amps = outdoor unit amps (comp.+ fans)

EXPANDED COOLING DATA — GPHM36041** — HIGH STAGE

IDB		OUTDOOR AMBIENT TEMPERATURE												ENTERING INDOOR WET BULB TEMPERATURE												
		65°F				75°F				85°F				95°F				105°F				115°F				
		59	63	67	71	59	63	67	71	59	63	67	71	59	63	67	71	59	63	67	71	59	63	67	71	
70	1750	MBh	55.8	56.6	58.3	-	55.3	56.1	57.8	-	53.9	54.7	56.3	-	51.4	52.2	53.8	-	48.4	49.1	50.8	-	45.6	46.4	48.0	-
		S/T	0.64	0.56	0.43	-	0.64	0.57	0.43	-	0.67	0.59	0.46	-	1.00	0.61	0.48	-	1.00	0.63	0.50	-	1.00	0.68	0.55	-
		ΔT	18.91	17.10	13.73	-	18.86	17.06	13.68	-	19.12	17.31	13.93	-	18.85	17.04	13.66	-	18.60	16.80	13.42	-	19.74	17.93	14.55	-
		kW	3.72	3.71	3.71	-	4.16	4.15	4.15	-	4.65	4.65	4.64	-	5.18	5.18	5.17	-	5.78	5.78	5.77	-	6.48	6.47	6.47	-
		Amps	13.29	13.28	13.24	-	15.21	15.19	15.16	-	17.35	17.34	17.30	-	19.67	19.65	19.62	-	22.26	22.24	22.21	-	25.29	25.28	25.25	-
		Hi/PR	283	284	286	-	327	328	330	-	373	375	377	-	423	425	427	-	477	479	481	-	535	536	538	-
	Lo/PR	124	126	129	-	132	133	136	-	138	140	143	-	144	145	149	-	149	151	154	-	156	158	161	-	
	MBh	56.2	57.0	58.6	-	55.7	56.5	58.1	-	54.2	55.0	56.7	-	51.7	52.5	54.2	-	48.7	49.5	51.1	-	45.9	46.7	48.4	-	
	S/T	0.66	0.58	0.45	-	0.66	0.59	0.45	-	0.69	0.61	0.48	-	1.00	0.63	0.50	-	1.00	0.65	0.52	-	1.00	0.71	0.57	-	
	ΔT	18.47	16.66	13.28	-	18.42	16.61	13.23	-	18.67	16.86	13.49	-	18.40	16.59	13.21	-	18.16	16.35	12.97	-	19.29	17.48	14.10	-	
	kW	3.73	3.72	3.72	-	4.17	4.16	4.16	-	4.66	4.66	4.65	-	5.19	5.19	5.18	-	5.79	5.78	5.78	-	6.49	6.48	6.48	-	
	Amps	13.33	13.32	13.28	-	15.25	15.23	15.20	-	17.39	17.38	17.34	-	19.71	19.69	19.66	-	22.30	22.28	22.25	-	25.34	25.32	25.29	-	
Hi/PR	284	285	287	-	328	329	331	-	374	376	378	-	424	426	428	-	478	480	482	-	536	537	539	-		
Lo/PR	125	127	130	-	133	134	137	-	139	141	144	-	145	146	149	-	150	152	155	-	157	158	162	-		
MBh	57.8	58.6	60.2	-	57.3	58.1	59.7	-	55.9	56.6	58.3	-	53.4	54.1	55.8	-	50.3	51.1	52.8	-	47.5	48.3	50.0	-		
S/T	0.70	0.63	0.49	-	0.71	0.63	0.50	-	0.73	0.66	0.52	-	1.00	0.68	0.54	-	1.00	0.70	0.56	-	1.00	0.75	0.62	-		
ΔT	16.94	15.14	11.76	-	16.90	15.09	11.71	-	17.15	15.34	11.96	-	16.88	15.07	11.69	-	16.64	14.83	11.45	-	17.77	15.96	12.58	-		
kW	3.76	3.75	3.75	-	4.20	4.20	4.19	-	4.69	4.69	4.68	-	5.22	5.22	5.21	-	5.82	5.82	5.81	-	6.52	6.52	6.51	-		
Amps	13.47	13.45	13.42	-	15.39	15.37	15.34	-	17.53	17.51	17.48	-	19.85	19.83	19.80	-	22.44	22.42	22.39	-	25.47	25.46	25.43	-		
Hi/PR	288	289	291	-	332	333	335	-	378	380	382	-	428	430	432	-	482	484	486	-	540	541	543	-		
Lo/PR	129	130	133	-	136	138	141	-	143	144	147	-	148	150	153	-	154	155	158	-	161	162	165	-		
75	1750	MBh	55.9	56.7	58.3	60.8	55.4	56.2	57.8	60.4	53.9	54.7	56.4	58.9	51.4	52.2	53.9	56.4	48.4	49.2	50.8	53.4	45.6	46.4	48.1	50.6
		S/T	0.76	0.69	0.55	0.4	0.77	0.69	0.56	0.4	1.00	0.72	0.58	0.4	1.00	0.74	0.61	0.5	1.00	0.76	0.63	0.5	1.00	1.00	0.68	0.5
		ΔT	22.89	21.08	17.70	14.2	22.84	21.03	17.66	14.2	23.10	21.29	17.91	14.4	22.82	21.01	17.64	14.1	22.58	20.77	17.39	13.9	23.71	21.90	18.53	15.0
		kW	3.71	3.71	3.70	3.7	4.16	4.15	4.14	4.2	4.65	4.64	4.64	4.7	5.18	5.18	5.17	5.2	5.78	5.77	5.77	5.8	6.47	6.47	6.46	6.5
		Amps	13.28	13.26	13.23	13.4	15.20	15.18	15.15	15.3	17.34	17.32	17.29	17.4	19.66	19.64	19.61	19.8	22.24	22.23	22.20	22.3	25.28	25.27	25.23	25.4
		Hi/PR	283	284	286	290.9	327	328	330	335.2	374	375	377	381.7	424	425	427	431.8	478	479	481	485.7	535	536	538	543.3
	Lo/PR	124	126	129	134.2	132	133	136	141.7	138	140	143	148.3	144	145	149	153.8	149	151	154	159.3	156	158	161	166.1	
	MBh	56.2	57.0	58.6	61.2	55.7	56.5	58.2	60.7	54.3	55.0	56.7	59.2	51.8	52.6	54.2	56.7	48.7	49.5	51.2	53.7	45.9	46.7	48.4	50.9	
	S/T	0.79	0.71	0.58	0.4	0.79	0.72	0.58	0.4	1.00	0.74	0.61	0.5	1.00	0.76	0.63	0.5	1.00	0.78	0.65	0.5	1.00	1.00	0.70	0.6	
	ΔT	22.44	20.64	17.26	13.8	22.40	20.59	17.21	13.7	22.65	20.84	17.46	14.0	22.38	20.57	17.19	13.7	22.14	20.33	16.95	13.4	23.27	21.46	18.08	14.6	
	kW	3.72	3.72	3.71	3.7	4.16	4.16	4.15	4.2	4.66	4.65	4.65	4.7	5.19	5.19	5.18	5.2	5.79	5.78	5.77	5.8	6.48	6.48	6.47	6.5	
	Amps	13.32	13.30	13.27	13.4	15.24	15.22	15.19	15.3	17.38	17.36	17.33	17.5	19.70	19.68	19.65	19.8	22.29	22.27	22.24	22.4	25.32	25.31	25.27	25.4	
Hi/PR	284	285	287	291.9	328	329	331	336.3	375	376	378	382.7	425	426	428	432.8	479	480	482	486.7	536	537	539	544.3		
Lo/PR	125	127	130	135.0	133	134	137	142.5	139	141	144	149.1	145	146	149	154.6	150	152	155	160.1	157	159	162	166.9		
MBh	57.8	58.6	60.3	62.8	57.3	58.1	59.8	62.3	55.9	56.7	58.3	60.9	53.4	54.2	55.8	58.4	50.4	51.1	52.8	55.3	47.6	48.4	50.0	52.5		
S/T	0.83	0.75	0.62	0.5	1.00	0.76	0.63	0.5	1.00	0.78	0.65	0.5	1.00	0.80	0.67	0.5	1.00	1.00	0.69	0.6	1.00	1.00	0.74	0.6		
ΔT	20.92	19.11	15.74	12.2	20.87	19.06	15.69	12.2	21.13	19.32	15.94	12.4	20.85	19.05	15.67	12.2	20.61	18.80	15.43	11.9	21.75	19.94	16.56	13.1		
kW	3.75	3.75	3.74	3.8	4.20	4.19	4.19	4.2	4.69	4.69	4.68	4.7	5.22	5.22	5.21	5.2	5.82	5.81	5.81	5.8	6.52	6.51	6.50	6.5		
Amps	13.46	13.44	13.41	13.6	15.37	15.36	15.33	15.5	17.52	17.50	17.47	17.6	19.83	19.82	19.79	19.9	22.42	22.41	22.38	22.5	25.46	25.45	25.41	25.6		
Hi/PR	288	289	291	295.9	332	333	335	340.3	379	380	382	386.8	429	430	432	436.8	483	484	486	490.8	540	541	543	548.4		
Lo/PR	129	130	133	138.7	136	138	141	146.2	143	144	147	152.7	148	150	153	158.3	154	155	158	163.7	161	162	165	170.5		

IDB: Entering Indoor Dry Bulb Temperature
 High & low pressures are measured at the liquid & suction access fittings.
 Shaded area reflects ACCA (TVA) conditions
 kW = Total system power
 Amps = outdoor unit amps (comp.+ fans)

EXPANDED COOLING DATA — GPHM36041** — HIGH STAGE (CONT.)

IDB		OUTDOOR AMBIENT TEMPERATURE												ENTERING INDOOR WET BULB TEMPERATURE											
		65°F				75°F				85°F				95°F				105°F				115°F			
		59	63	67	71	59	63	67	71	59	63	67	71	59	63	67	71	59	63	67	71	59	63	67	71
1750	MBh	56.2	56.9	58.6	61.1	55.7	56.5	58.1	60.6	54.2	55.0	56.7	59.2	51.7	52.5	54.2	56.7	48.7	49.5	51.1	53.7	45.9	46.7	48.3	50.9
	S/T	1.00	0.81	0.68	0.5	1.00	0.82	0.68	0.5	1.00	0.84	0.71	0.6	1.00	1.00	0.73	0.6	1.00	1.00	0.75	0.6	1.00	1.00	0.80	0.7
	ΔT	26.90	25.09	21.71	18.2	26.85	25.04	21.66	18.2	27.10	25.29	21.91	18.4	26.83	25.02	21.64	18.1	26.59	24.78	21.40	17.9	27.72	25.91	22.53	19.0
	kW	3.72	3.71	3.71	3.7	4.16	4.15	4.15	4.2	4.65	4.65	4.64	4.7	5.18	5.18	5.17	5.2	5.78	5.78	5.77	5.8	6.48	6.47	6.47	6.5
	Amps	13.29	13.27	13.24	13.4	15.21	15.19	15.16	15.3	17.35	17.33	17.30	17.4	19.67	19.65	19.62	19.8	22.25	22.24	22.21	22.4	25.29	25.28	25.24	25.4
	Hi PR	283	285	286	291.4	328	329	331	335.8	374	375	377	382.2	424	425	427	432.3	478	479	481	486.2	536	537	539	543.8
	Lo PR	125	126	130	134.8	132	134	137	142.3	139	140	144	148.8	144	146	149	154.4	150	151	155	159.8	157	158	161	166.6
	MBh	56.5	57.3	58.9	61.5	56.0	56.8	58.4	61.0	54.6	55.3	57.0	59.5	52.1	52.8	54.5	57.0	49.0	49.8	51.5	54.0	46.2	47.0	48.7	51.2
	S/T	1.00	0.83	0.70	0.6	1.00	0.84	0.71	0.6	1.00	0.86	0.73	0.6	1.00	1.00	0.75	0.6	1.00	1.00	0.77	0.6	1.00	1.00	0.82	0.7
	ΔT	26.45	24.64	21.26	17.8	26.40	24.59	21.21	17.7	26.65	24.85	21.47	18.0	26.38	24.57	21.19	17.7	26.14	24.33	20.95	17.5	27.27	25.46	22.09	18.6
1850	kW	3.73	3.72	3.71	3.7	4.17	4.16	4.16	4.2	4.66	4.66	4.65	4.7	5.19	5.19	5.18	5.2	5.79	5.78	5.78	5.8	6.49	6.48	6.48	6.5
	Amps	13.33	13.31	13.28	13.4	15.25	15.23	15.20	15.3	17.39	17.37	17.34	17.5	19.71	19.69	19.66	19.8	22.30	22.28	22.25	22.4	25.33	25.32	25.29	25.4
	Hi PR	284	286	288	292.4	329	330	332	336.8	375	376	378	383.3	425	426	428	433.3	479	480	482	487.3	537	538	540	544.8
	Lo PR	126	127	130	135.6	133	135	138	143.1	140	141	144	149.6	145	147	150	155.2	151	152	155	160.6	158	159	162	167.4
	MBh	58.1	58.9	60.6	63.1	57.6	58.4	60.1	62.6	56.2	57.0	58.6	61.1	53.7	54.5	56.1	58.7	50.6	51.4	53.1	55.6	47.9	48.6	50.3	52.8
	S/T	1.00	0.88	0.74	0.6	1.00	0.88	0.75	0.6	1.00	0.91	0.77	0.6	1.00	1.00	0.79	0.7	1.00	1.00	0.82	0.7	1.00	1.00	0.87	0.7
	ΔT	24.93	23.12	19.74	16.2	24.88	23.07	19.69	16.2	25.13	23.32	19.94	16.4	24.86	23.05	19.67	16.2	24.62	22.81	19.43	15.9	25.75	23.94	20.56	17.1
	kW	3.76	3.75	3.75	3.8	4.20	4.20	4.19	4.2	4.69	4.69	4.68	4.7	5.22	5.22	5.21	5.2	5.82	5.82	5.81	5.8	6.52	6.51	6.51	6.5
	Amps	13.47	13.45	13.42	13.6	15.38	15.37	15.34	15.5	17.53	17.51	17.48	17.7	19.84	19.83	19.80	19.9	22.43	22.42	22.39	22.5	25.47	25.46	25.42	25.6
	Hi PR	288	290	292	296.4	333	334	336	340.8	379	380	382	387.3	429	430	432	437.3	483	484	486	491.3	541	542	544	548.9
Lo PR	129	131	134	139.2	137	138	141	146.7	143	145	148	153.3	149	150	154	158.8	154	156	159	164.3	161	163	166	171.1	
1750	MBh	57.1	57.9	59.5	62.1	56.6	57.4	59.0	61.6	55.2	55.9	57.6	60.1	52.7	53.4	55.1	57.6	49.6	50.4	52.1	54.6	46.8	47.6	49.3	51.8
	S/T	1.00	0.91	0.78	0.6	1.00	1.00	0.78	0.6	1.00	1.00	0.81	0.7	1.00	1.00	0.83	0.7	1.00	1.00	0.85	0.7	1.00	1.00	1.00	0.8
	ΔT	30.45	28.64	25.26	21.8	30.40	28.59	25.21	21.7	30.65	28.84	25.47	22.0	30.38	28.57	25.19	21.7	30.14	28.33	24.95	21.5	31.27	29.46	26.08	22.6
	kW	3.72	3.72	3.71	3.7	4.17	4.16	4.15	4.2	4.66	4.65	4.65	4.7	5.19	5.19	5.18	5.2	5.79	5.78	5.78	5.8	6.49	6.48	6.47	6.5
	Amps	13.32	13.31	13.28	13.4	15.24	15.23	15.20	15.3	17.38	17.37	17.34	17.5	19.70	19.69	19.65	19.8	22.29	22.28	22.24	22.4	25.33	25.31	25.28	25.4
	Hi PR	285	286	288	292.7	329	330	332	337.1	375	377	379	383.6	426	427	429	433.6	479	481	483	487.6	537	538	540	545.2
	Lo PR	127	128	131	136.6	134	136	139	144.1	141	142	145	150.7	146	148	151	156.2	152	153	156	161.7	159	160	163	168.5
	MBh	57.4	58.2	59.9	62.4	56.9	57.7	59.4	61.9	55.5	56.3	57.9	60.5	53.0	53.8	55.4	58.0	50.0	50.7	52.4	54.9	47.2	48.0	49.6	52.1
	S/T	1.00	0.93	0.80	0.7	1.00	1.00	0.81	0.7	1.00	1.00	0.83	0.7	1.00	1.00	0.85	0.7	1.00	1.00	0.87	0.7	1.00	1.00	1.00	0.8
	ΔT	30.00	28.19	24.81	21.3	29.95	28.14	24.76	21.3	30.21	28.40	25.02	21.5	29.93	28.12	24.75	21.2	29.69	27.88	24.50	21.0	30.82	29.01	25.64	22.1
1850	kW	3.73	3.73	3.72	3.8	4.18	4.17	4.16	4.2	4.67	4.66	4.66	4.7	5.20	5.20	5.19	5.2	5.80	5.79	5.79	5.8	6.50	6.49	6.48	6.5
	Amps	13.37	13.35	13.32	13.5	15.28	15.27	15.24	15.4	17.43	17.41	17.38	17.5	19.74	19.73	19.69	19.8	22.33	22.32	22.28	22.4	25.37	25.35	25.32	25.5
	Hi PR	286	287	289	293.7	330	331	333	338.1	376	378	380	384.6	427	428	430	434.6	480	482	484	488.6	538	539	541	546.2
	Lo PR	127	129	132	137.4	135	137	140	144.9	142	143	146	151.5	147	149	152	157.0	153	154	157	162.5	159	161	164	169.3
	MBh	59.1	59.8	61.5	64.0	58.6	59.3	61.0	63.5	57.1	57.9	59.5	62.1	54.6	55.4	57.1	59.6	51.6	52.4	54.0	56.5	48.8	49.6	51.2	53.8
	S/T	1.00	0.98	0.84	0.7	1.00	1.00	0.85	0.7	1.00	1.00	0.87	0.7	1.00	1.00	0.89	0.8	1.00	1.00	0.90	0.8	1.00	1.00	1.00	0.8
	ΔT	28.48	26.67	23.29	19.8	28.43	26.62	23.24	19.7	28.68	26.87	23.50	20.0	28.41	26.60	23.22	19.7	28.17	26.36	22.98	19.5	29.30	27.49	24.11	20.6
	kW	3.77	3.76	3.75	3.8	4.21	4.20	4.20	4.2	4.70	4.70	4.69	4.7	5.23	5.23	5.22	5.3	5.83	5.82	5.82	5.9	6.53	6.52	6.52	6.5
	Amps	13.50	13.49	13.46	13.6	15.42	15.41	15.37	15.5	17.56	17.55	17.52	17.7	19.88	19.87	19.83	20.0	22.47	22.45	22.42	22.6	25.51	25.49	25.46	25.6
	Hi PR	290	291	293	297.8	334	335	337	342.1	381	382	384	388.6	431	432	434	438.7	485	486	488	492.6	542	543	545	550.2
Lo PR	131	133	136	141.0	139	140	143	148.5	145	147	150	155.1	151	152	155	160.7	156	158	161	166.1	163	165	168	172.9	

IDB: Entering Indoor Dry Bulb Temperature
 High & low pressures are measured at the liquid & suction access fittings.
 Shaded area reflects AHRI (TVA) conditions
 kW = Total system power
 Amps = outdoor unit amps (comp.+ fans)

EXPANDED COOLING DATA — GPHM36041** — LOW STAGE

IDB		OUTDOOR AMBIENT TEMPERATURE												ENTERING INDOOR WET BULB TEMPERATURE												
		65°F				75°F				85°F				95°F				105°F				115°F				
		59	63	67	71	59	63	67	71	59	63	67	71	59	63	67	71	59	63	67	71	59	63	67	71	
70	1291	MBh	40.2	40.7	41.9	-	39.8	40.4	41.5	-	38.8	39.3	40.5	-	37.0	37.5	38.7	-	34.8	35.3	36.5	-	32.8	33.3	34.5	-
		S/T	0.65	0.58	0.44	-	0.66	0.58	0.44	-	0.68	0.61	0.47	-	1.00	0.63	0.49	-	1.00	0.65	0.51	-	1.00	0.70	0.56	-
		ΔT	18.25	16.51	13.25	-	18.20	16.46	13.20	-	18.45	16.70	13.44	-	18.19	16.44	13.18	-	17.95	16.21	12.95	-	19.05	17.30	14.04	-
		kW	2.34	2.34	2.33	-	2.62	2.61	2.61	-	2.93	2.92	2.92	-	3.26	3.26	3.25	-	3.64	3.63	3.63	-	4.07	4.07	4.07	-
		Amps	8.36	8.35	8.33	-	9.57	9.56	9.54	-	10.91	10.90	10.88	-	12.37	12.36	12.34	-	14.00	13.99	13.97	-	15.91	15.90	15.88	-
	Hi PR	270	271	273	-	313	314	316	-	357	358	360	-	405	406	408	-	456	458	459	-	511	513	514	-	
	Lo PR	128	129	133	-	135	137	140	-	142	144	147	-	148	149	153	-	154	155	158	-	161	162	165	-	
	MBh	40.4	41.0	42.1	-	40.0	40.6	41.8	-	39.0	39.6	40.7	-	37.2	37.8	39.0	-	35.0	35.6	36.8	-	33.0	33.6	34.8	-	
	S/T	0.68	0.60	0.46	-	0.68	0.60	0.47	-	0.71	0.63	0.49	-	1.00	0.65	0.51	-	1.00	0.67	0.53	-	1.00	0.72	0.59	-	
	ΔT	17.82	16.08	12.82	-	17.77	16.03	12.77	-	18.02	16.27	13.01	-	17.76	16.01	12.75	-	17.52	15.78	12.52	-	18.62	16.87	13.61	-	
kW	2.34	2.34	2.34	-	2.62	2.62	2.61	-	2.93	2.93	2.92	-	3.27	3.26	3.26	-	3.64	3.64	3.63	-	4.08	4.08	4.07	-		
Amps	8.39	8.38	8.35	-	9.59	9.58	9.56	-	10.94	10.93	10.91	-	12.40	12.39	12.37	-	14.03	14.02	14.00	-	15.94	15.93	15.91	-		
Hi PR	271	272	274	-	313	315	317	-	358	359	361	-	406	407	409	-	457	459	460	-	512	514	515	-		
Lo PR	129	130	133	-	136	138	141	-	143	145	148	-	149	150	154	-	154	156	159	-	161	163	166	-		
MBh	41.6	42.1	43.3	-	41.2	41.8	43.0	-	40.2	40.7	41.9	-	38.4	38.9	40.1	-	36.2	36.7	37.9	-	34.2	34.7	35.9	-		
S/T	0.72	0.64	0.51	-	0.73	0.65	0.51	-	1.00	0.68	0.54	-	1.00	0.69	0.56	-	1.00	0.72	0.58	-	1.00	1.00	0.63	-		
ΔT	16.35	14.61	11.35	-	16.30	14.56	11.30	-	16.55	14.80	11.54	-	16.29	14.54	11.28	-	16.05	14.31	11.05	-	17.15	15.40	12.14	-		
kW	2.36	2.36	2.36	-	2.64	2.64	2.63	-	2.95	2.95	2.94	-	3.29	3.28	3.28	-	3.66	3.66	3.65	-	4.10	4.10	4.09	-		
Amps	8.47	8.46	8.44	-	9.68	9.67	9.65	-	11.03	11.02	11.00	-	12.48	12.47	12.45	-	14.11	14.10	14.08	-	16.02	16.01	15.99	-		
Hi PR	275	276	278	-	317	319	320	-	362	363	365	-	410	411	413	-	461	462	464	-	516	517	519	-		
Lo PR	132	134	137	-	140	142	145	-	147	148	152	-	152	154	157	-	158	160	163	-	165	167	170	-		
75	1291	MBh	40.2	40.7	41.9	43.7	39.8	40.4	41.6	43.4	38.8	39.3	40.5	42.4	37.0	37.5	38.7	40.6	34.8	35.4	36.6	38.4	32.8	33.4	34.6	36.4
		S/T	0.78	0.71	0.57	0.4	1.00	0.71	0.58	0.4	1.00	0.74	0.60	0.5	1.00	0.76	0.62	0.5	1.00	1.00	0.64	0.5	1.00	1.00	0.70	0.6
		ΔT	22.09	20.34	17.08	13.7	22.04	20.30	17.04	13.7	22.29	20.54	17.28	13.9	22.02	20.28	17.02	13.6	21.79	20.05	16.79	13.4	22.88	21.14	17.88	14.5
		kW	2.34	2.33	2.33	2.4	2.61	2.61	2.61	2.6	2.92	2.92	2.92	2.9	3.26	3.26	3.25	3.3	3.63	3.63	3.63	3.6	4.07	4.07	4.07	4.1
		Amps	8.35	8.34	8.32	8.4	9.56	9.55	9.53	9.6	10.91	10.90	10.88	11.0	12.36	12.35	12.33	12.4	13.99	13.98	13.96	14.1	15.90	15.89	15.87	16.0
	Hi PR	270	271	273	278.1	313	314	316	320.5	357	358	360	364.9	405	406	408	412.8	457	458	460	464.4	512	513	515	519.4	
	Lo PR	128	129	133	138.0	135	137	140	145.7	142	144	147	152.4	148	150	153	158.1	154	155	158	163.7	161	162	165	170.8	
	MBh	40.4	41.0	42.2	44.0	40.1	40.6	41.8	43.6	39.0	39.6	40.8	42.6	37.2	37.8	39.0	40.8	35.0	35.6	36.8	38.6	33.0	33.6	34.8	36.6	
	S/T	0.81	0.73	0.59	0.4	1.00	0.74	0.60	0.5	1.00	0.76	0.62	0.5	1.00	0.78	0.64	0.5	1.00	1.00	0.67	0.5	1.00	1.00	0.72	0.6	
	ΔT	21.66	19.91	16.65	13.3	21.61	19.87	16.61	13.2	21.86	20.11	16.85	13.5	21.59	19.85	16.59	13.2	21.36	19.61	16.36	13.0	22.45	20.71	17.45	14.1	
kW	2.34	2.34	2.33	2.4	2.62	2.62	2.61	2.6	2.93	2.93	2.92	2.9	3.26	3.26	3.26	3.3	3.64	3.64	3.63	3.7	4.08	4.08	4.07	4.1		
Amps	8.38	8.37	8.35	8.4	9.58	9.57	9.55	9.6	10.93	10.92	10.90	11.0	12.39	12.38	12.36	12.5	14.02	14.01	13.99	14.1	15.93	15.92	15.90	16.0		
Hi PR	271	272	274	279.0	314	315	317	321.5	358	359	361	365.9	406	407	409	413.7	458	459	461	465.3	513	514	516	520.4		
Lo PR	129	130	133	138.8	136	138	141	146.5	143	145	148	153.3	149	150	154	159.0	154	156	159	164.6	161	163	166	171.6		
MBh	41.6	42.1	43.3	45.2	41.2	41.8	43.0	44.8	40.2	40.7	41.9	43.8	38.4	39.0	40.1	42.0	36.2	36.8	38.0	39.8	34.2	34.8	36.0	37.8		
S/T	0.85	0.77	0.64	0.5	1.00	0.78	0.64	0.5	1.00	0.81	0.67	0.5	1.00	0.83	0.69	0.5	1.00	1.00	0.71	0.6	1.00	1.00	0.76	0.6		
ΔT	20.19	18.44	15.18	11.8	20.14	18.40	15.14	11.8	20.39	18.64	15.38	12.0	20.12	18.38	15.12	11.7	19.89	18.15	14.89	11.5	20.98	19.24	15.98	12.6		
kW	2.36	2.36	2.35	2.4	2.64	2.64	2.63	2.7	2.95	2.95	2.94	3.0	3.28	3.28	3.28	3.3	3.66	3.66	3.65	3.7	4.10	4.10	4.09	4.1		
Amps	8.46	8.45	8.43	8.5	9.67	9.66	9.64	9.7	11.02	11.01	10.99	11.1	12.48	12.47	12.45	12.5	14.10	14.09	14.07	14.2	16.01	16.01	15.98	16.1		
Hi PR	275	276	278	282.9	318	319	321	325.3	362	363	365	369.8	410	411	413	417.6	461	463	465	469.2	516	518	520	524.2		
Lo PR	132	134	137	142.5	140	142	145	150.2	147	148	152	157.0	153	154	157	162.7	158	160	163	168.3	165	167	170	175.3		

IDB: Entering Indoor Dry Bulb Temperature
 High & low pressures are measured at the liquid & suction access fittings.
 Shaded area reflects ACCA (TVA) conditions
 kW = Total system power
 Amps = outdoor unit amps (comp.+ fans)

EXPANDED COOLING DATA — GPHM36041** — LOW STAGE (CONT.)

IDB		OUTDOOR AMBIENT TEMPERATURE												105°F												115°F											
		65°F				75°F				85°F				95°F				105°F				115°F															
		59	63	67	71	59	63	67	71	59	63	67	71	59	63	67	71	59	63	67	71	59	63	67	71												
		ENTERING INDOOR WET BULB TEMPERATURE																																			
AIRFLOW																																					
1291	MBh	40.4	40.9	42.1	44.0	40.0	40.6	41.8	43.6	39.0	39.5	40.7	42.6	37.2	37.8	38.9	40.8	35.0	35.6	36.8	38.6	33.0	33.6	34.8	36.6												
	S/T	1.00	0.83	0.70	0.6	1.00	0.84	0.70	0.6	1.00	0.87	0.73	0.6	1.00	1.00	0.75	0.6	1.00	1.00	0.77	0.6	1.00	1.00	0.82	0.7												
	ΔT	25.95	24.21	20.95	17.6	25.91	24.16	20.90	17.5	26.15	24.41	21.15	17.8	25.89	24.14	20.88	17.5	25.66	23.91	20.65	17.3	26.75	25.00	21.74	18.4												
	kW	2.34	2.34	2.33	2.4	2.62	2.61	2.61	2.6	2.92	2.92	2.92	2.9	3.26	3.26	3.25	3.3	3.63	3.63	3.63	3.6	4.07	4.07	4.07	4.1												
	Amps	8.36	8.35	8.33	8.4	9.56	9.56	9.53	9.6	10.91	10.90	10.88	11.0	12.37	12.36	12.34	12.4	14.00	13.99	13.97	14.1	15.91	15.90	15.88	16.0												
	Hi/PR	271	272	274	278.6	313	314	316	321.0	358	359	361	365.4	406	407	409	413.3	457	458	460	464.8	512	513	515	519.9												
	Lo/PR	128	130	133	138.5	136	138	141	146.2	143	144	148	153.0	149	150	153	158.7	154	156	159	164.3	161	163	166	171.3												
	1365	MBh	40.6	41.2	42.4	44.2	40.3	40.8	42.0	43.8	39.2	39.8	41.0	42.8	37.4	38.0	39.2	41.0	35.2	35.8	37.0	38.8	33.2	33.8	35.0	36.8											
		S/T	1.00	0.86	0.72	0.6	1.00	0.86	0.73	0.6	1.00	0.89	0.75	0.6	1.00	1.00	0.77	0.6	1.00	1.00	0.79	0.6	1.00	1.00	0.85	0.7											
		ΔT	25.52	23.78	20.52	17.1	25.48	23.73	20.47	17.1	25.72	23.98	20.72	17.3	25.46	23.71	20.45	17.1	25.22	23.48	20.22	16.8	26.32	24.57	21.31	17.9											
kW		2.34	2.34	2.34	2.4	2.62	2.62	2.61	2.6	2.93	2.93	2.92	2.9	3.27	3.26	3.26	3.3	3.64	3.64	3.63	3.7	4.08	4.08	4.07	4.1												
Amps		8.38	8.37	8.35	8.4	9.59	9.58	9.56	9.7	10.94	10.93	10.91	11.0	12.39	12.39	12.36	12.5	14.02	14.01	13.99	14.1	15.93	15.92	15.90	16.0												
Hi/PR		272	273	275	279.5	314	315	317	322.0	359	360	362	366.4	406	408	410	414.2	458	459	461	465.8	513	514	516	520.9												
Lo/PR		129	131	134	139.4	137	138	142	147.1	144	145	148	153.8	149	151	154	159.5	155	157	160	165.1	162	164	167	172.1												
1660		MBh	41.8	42.4	43.5	45.4	41.4	42.0	43.2	45.0	40.4	41.0	42.1	44.0	38.6	39.2	40.4	42.2	36.4	37.0	38.2	40.0	34.4	35.0	36.2	38.0											
		S/T	1.00	0.90	0.76	0.6	1.00	0.91	0.77	0.6	1.00	1.00	0.80	0.7	1.00	1.00	0.82	0.7	1.00	1.00	0.84	0.7	1.00	1.00	1.00	0.7											
		ΔT	24.05	22.31	19.05	15.7	24.01	22.26	19.00	15.6	24.25	22.51	19.25	15.9	23.99	22.24	18.98	15.6	23.76	22.01	18.75	15.4	24.85	23.10	19.84	16.5											
	kW	2.36	2.36	2.36	2.4	2.64	2.64	2.63	2.7	2.95	2.95	2.94	3.0	3.29	3.28	3.28	3.3	3.66	3.66	3.65	3.7	4.10	4.10	4.09	4.1												
	Amps	8.47	8.46	8.44	8.5	9.68	9.67	9.65	9.7	11.02	11.01	10.99	11.1	12.48	12.47	12.45	12.5	14.11	14.10	14.08	14.2	16.02	16.01	15.99	16.1												
	Hi/PR	276	277	279	283.4	318	319	321	325.8	363	364	366	370.3	410	412	413	418.1	462	463	465	469.7	517	518	520	524.7												
	Lo/PR	133	134	138	143.1	141	142	145	150.8	147	149	152	157.6	153	155	158	163.3	159	160	163	168.9	166	167	170	175.9												
	1291	MBh	41.1	41.6	42.8	44.6	40.7	41.3	42.5	44.3	39.7	40.2	41.4	43.2	37.9	38.4	39.6	41.4	35.7	36.2	37.4	39.2	33.7	34.2	35.4	37.3											
		S/T	1.00	0.94	0.80	0.7	1.00	1.00	0.81	0.7	1.00	1.00	0.83	0.7	1.00	1.00	0.85	0.7	1.00	1.00	1.00	0.7	1.00	1.00	1.00	0.8											
		ΔT	29.38	27.64	24.38	21.0	29.33	27.59	24.33	21.0	29.58	27.83	24.57	21.2	29.32	27.57	24.31	20.9	29.08	27.34	24.08	20.7	30.18	28.43	25.17	21.8											
kW		2.34	2.34	2.34	2.4	2.62	2.62	2.61	2.6	2.93	2.93	2.92	2.9	3.27	3.26	3.26	3.3	3.64	3.64	3.63	3.7	4.08	4.08	4.07	4.1												
Amps		8.38	8.37	8.35	8.4	9.59	9.58	9.56	9.6	10.93	10.93	10.90	11.0	12.39	12.38	12.36	12.5	14.02	14.01	13.99	14.1	15.93	15.92	15.90	16.0												
Hi/PR		272	273	275	279.8	315	316	318	322.2	359	360	362	366.7	407	408	410	414.5	458	460	461	466.1	513	515	516	521.2												
Lo/PR		130	132	135	140.4	138	140	143	148.1	145	146	149	154.9	150	152	155	160.6	156	158	161	166.2	163	165	168	173.2												
1365		MBh	41.3	41.9	43.0	44.9	40.9	41.5	42.7	44.5	39.9	40.5	41.6	43.5	38.1	38.7	39.9	41.7	35.9	36.5	37.7	39.5	33.9	34.5	35.7	37.5											
		S/T	1.00	0.96	0.82	0.7	1.00	1.00	0.83	0.7	1.00	1.00	0.85	0.7	1.00	1.00	0.87	0.7	1.00	1.00	1.00	0.8	1.00	1.00	1.00	0.8											
		ΔT	28.95	27.21	23.95	20.6	28.90	27.16	23.90	20.5	29.15	27.40	24.14	20.8	28.89	27.14	23.88	20.5	28.65	26.91	23.65	20.3	29.74	28.00	24.74	21.4											
	kW	2.35	2.35	2.34	2.4	2.63	2.62	2.62	2.6	2.94	2.93	2.93	3.0	3.27	3.27	3.26	3.3	3.65	3.64	3.64	3.7	4.09	4.08	4.08	4.1												
	Amps	8.41	8.40	8.38	8.5	9.61	9.60	9.58	9.7	10.96	10.95	10.93	11.0	12.42	12.41	12.39	12.5	14.05	14.04	14.02	14.1	15.96	15.95	15.93	16.0												
	Hi/PR	273	274	276	280.8	315	317	319	323.2	360	361	363	367.7	408	409	411	415.5	459	461	462	467.1	514	516	517	522.1												
	Lo/PR	131	133	136	141.2	139	140	144	149.0	146	147	150	155.7	151	153	156	161.4	157	158	162	167.0	164	165	169	174.0												
	1660	MBh	42.5	43.0	44.2	46.0	42.1	42.7	43.9	45.7	41.1	41.6	42.8	44.6	39.3	39.8	41.0	42.8	37.1	37.6	38.8	40.7	35.1	35.6	36.8	38.7											
		S/T	1.00	1.00	0.87	0.7	1.00	1.00	0.87	0.7	1.00	1.00	0.90	0.8	1.00	1.00	1.00	0.8	1.00	1.00	1.00	0.8	1.00	1.00	1.00	0.8											
		ΔT	27.48	25.74	22.48	19.1	27.43	25.69	22.43	19.1	27.68	25.93	22.67	19.3	27.42	25.67	22.41	19.0	27.18	25.44	22.18	18.8	28.28	26.53	23.27	19.9											
kW		2.37	2.37	2.36	2.4	2.65	2.64	2.64	2.7	2.96	2.95	2.95	3.0	3.29	3.29	3.28	3.3	3.67	3.66	3.66	3.7	4.11	4.10	4.10	4.1												
Amps		8.49	8.48	8.46	8.6	9.70	9.69	9.67	9.8	11.05	11.04	11.02	11.1	12.50	12.50	12.47	12.6	14.13	14.12	14.10	14.2	16.04	16.03	16.01	16.1												
Hi/PR		277	278	280	284.7	319	321	322	327.1	364	365	367	371.5	412	413	415	419.4	463	464	466	470.9	518	519	521	526.0												
Lo/PR		135	136	140	145.0	143	144	147	152.7	149	151	154	159.5	155	157	160	165.2	161	162	165	170.8	168	169	172	177.8												

IDB: Entering Indoor Dry Bulb Temperature
 High & low pressures are measured at the liquid & suction access fittings.
 Shaded area reflects AHRI (TVA) conditions
 kW = Total system power
 Amps = outdoor unit amps (comp.+ fans)

EXPANDED HEATING DATA

GPHM32441

	OUTDOOR AMBIENT TEMPERATURE																
	65	60	55	50	47	45	40	35	30	25	20	17	15	10	5	0	-5
MBh	29.64	27.72	25.84	23.99	22.80	21.92	19.69	17.64	15.96	14.72	13.79	13.30	12.67	11.08	9.50	7.92	6.33
T/R	31.05	29.32	27.60	25.87	24.84	23.88	21.45	19.22	17.39	16.03	15.03	14.49	13.80	12.07	10.35	8.62	6.90
KW	2.07	2.04	2.02	1.99	1.98	1.97	1.94	1.91	1.89	1.86	1.84	1.82	1.81	1.79	1.76	1.73	1.71
AMPS	7.65	7.54	7.43	7.31	7.25	7.20	7.09	6.98	6.86	6.75	6.64	6.57	6.53	6.41	6.30	6.19	6.07
COP	4.20	3.97	3.75	3.53	3.38	3.27	2.97	2.70	2.48	2.32	2.20	2.14	2.05	1.82	1.58	1.34	1.09
Hi PR	429.26	415.30	401.34	387.38	379.00	373.42	359.45	345.49	331.53	317.57	303.60	295.23	289.64	275.68	261.72	247.75	233.79
LO PR	192.65	180.66	168.68	156.69	149.50	144.71	132.72	120.73	108.75	96.76	84.78	77.59	72.79	60.81	48.82	36.83	24.85

GPHM33041

	OUTDOOR AMBIENT TEMPERATURE																
	65	60	55	50	47	45	40	35	30	25	20	17	15	10	5	0	-5
MBh	36.63	34.10	31.61	29.16	27.60	26.40	23.40	20.69	18.48	16.82	15.57	14.90	14.05	11.94	9.82	7.70	5.59
T/R	31.06	29.19	27.33	25.46	24.34	23.28	20.64	18.25	16.30	14.84	13.73	13.14	12.39	10.53	8.66	6.79	4.93
KW	2.60	2.55	2.49	2.43	2.39	2.37	2.31	2.25	2.19	2.13	2.08	2.04	2.02	1.96	1.90	1.84	1.78
AMPS	9.66	9.40	9.15	8.89	8.74	8.64	8.38	8.13	7.87	7.61	7.36	7.21	7.10	6.85	6.59	6.34	6.08
COP	4.12	3.92	3.72	3.52	3.38	3.26	2.97	2.69	2.47	2.31	2.20	2.14	2.04	1.79	1.52	1.23	0.92
Hi PR	437.08	422.86	408.65	394.43	385.90	380.21	366.00	351.78	337.56	323.35	309.13	300.60	294.91	280.70	266.48	252.26	238.05
LO PR	194.07	181.99	169.92	157.84	150.60	145.77	133.70	121.62	109.55	97.47	85.40	78.16	73.33	61.25	49.18	37.10	25.03

GPHM33641

	OUTDOOR AMBIENT TEMPERATURE																
	65	60	55	50	47	45	40	35	30	25	20	17	15	10	5	0	-5
MBh	41.85	39.15	36.49	33.88	32.20	30.96	27.82	24.92	22.55	20.80	19.50	18.80	17.91	15.67	13.44	11.21	8.97
T/R	31.05	29.33	27.60	25.88	24.85	23.89	21.47	19.23	17.40	16.05	15.04	14.51	13.82	12.09	10.37	8.65	6.92
KW	2.92	2.89	2.85	2.81	2.79	2.78	2.74	2.71	2.67	2.63	2.60	2.57	2.56	2.52	2.49	2.45	2.42
AMPS	10.80	10.64	10.49	10.33	10.24	10.17	10.01	9.86	9.70	9.54	9.38	9.29	9.23	9.07	8.91	8.75	8.60
COP	4.20	3.98	3.75	3.53	3.38	3.27	2.97	2.70	2.48	2.32	2.20	2.14	2.05	1.82	1.58	1.34	1.09
Hi PR	458.49	443.57	428.66	413.75	404.80	398.83	383.92	369.01	354.10	339.18	324.27	315.32	309.36	294.44	279.53	264.62	249.71
LO PR	192.78	180.78	168.79	156.80	149.60	144.80	132.81	120.81	108.82	96.83	84.83	77.64	72.84	60.85	48.85	36.86	24.86

GPHM34241

	OUTDOOR AMBIENT TEMPERATURE																
	65	60	55	50	47	45	40	35	30	25	20	17	15	10	5	0	-5
MBh	48.30	45.19	42.13	39.13	37.20	35.78	32.17	28.84	26.11	24.09	22.60	21.80	20.77	18.21	15.64	13.07	10.51
T/R	33.08	31.25	29.42	27.59	26.50	25.49	22.91	20.54	18.60	17.16	16.10	15.53	14.80	12.97	11.14	9.31	7.48
KW	3.37	3.33	3.29	3.25	3.23	3.21	3.17	3.13	3.09	3.05	3.01	2.99	2.97	2.93	2.89	2.85	2.81
AMPS	12.59	12.41	12.24	12.07	11.96	11.89	11.72	11.54	11.37	11.20	11.02	10.92	10.85	10.67	10.50	10.33	10.15
COP	4.20	3.98	3.75	3.53	3.38	3.27	2.97	2.70	2.48	2.32	2.20	2.14	2.05	1.82	1.59	1.34	1.10
Hi PR	444.55	430.10	415.64	401.18	392.50	386.72	372.26	357.80	343.34	328.88	314.42	305.74	299.96	285.50	271.04	256.58	242.12
LO PR	195.87	183.68	171.50	159.31	152.00	147.13	134.94	122.75	110.57	98.38	86.19	78.88	74.01	61.82	49.64	37.45	25.26

Calculations are based on nominal CFM and 70 °F indoor dry bulb.

Amps = Outdoor unit amps (comp.+fan)

Note: Shaded area is AHRI Rating Conditions at 47°F outdoor ambient temperature

kW = Total system power

GPHM34841

	OUTDOOR AMBIENT TEMPERATURE																
	65	60	55	50	47	45	40	35	30	25	20	17	15	10	5	0	-5
MBh	55.66	52.26	48.91	45.62	43.50	41.96	38.09	34.44	31.45	29.25	27.66	26.80	25.69	22.90	20.12	17.34	14.55
T/R	30.97	29.36	27.75	26.14	25.18	24.30	22.05	19.93	18.20	16.93	16.01	15.51	14.86	13.25	11.64	10.03	8.42
KW	3.83	3.82	3.80	3.78	3.77	3.77	3.75	3.73	3.71	3.70	3.68	3.67	3.66	3.65	3.63	3.61	3.60
AMPS	14.13	14.05	13.98	13.90	13.86	13.83	13.76	13.68	13.61	13.54	13.46	13.42	13.39	13.32	13.24	13.17	13.10
COP	4.26	4.01	3.77	3.54	3.38	3.27	2.98	2.71	2.48	2.32	2.20	2.14	2.05	1.84	1.62	1.41	1.19
Hi PR	452.14	437.44	422.73	408.02	399.20	393.32	378.61	363.90	349.20	334.49	319.78	310.96	305.08	290.37	275.67	260.96	246.25
LO PR	194.20	182.11	170.03	157.95	150.70	145.87	133.79	121.70	109.62	97.54	85.46	78.21	73.38	61.29	49.21	37.13	25.05

GPHM36041

HIGH STAGE

	OUTDOOR AMBIENT TEMPERATURE																
	65	60	55	50	47	45	40	35	30	25	20	17	15	10	5	0	-5
MBh	72.39	67.44	62.98	57.89	54.50	49.05	36.64	26.32	18.07	11.48	6.02	3.10	-0.33	-8.89	-17.46	-26.03	-34.59
T/R	36.23	33.75	31.52	28.97	27.28	24.55	18.34	13.17	9.05	5.75	3.01	1.55	-0.16	-4.45	-8.74	-13.03	-17.32
KW	7.31	6.59	5.87	5.16	4.73	4.44	3.72	3.01	2.29	1.57	0.85	0.42	0.14	-0.58	-1.30	-2.01	-2.73
AMPS	28.83	25.71	22.60	19.48	17.61	16.36	13.25	10.13	7.01	3.90	0.78	-1.09	-2.34	-5.45	-8.57	-11.69	-14.80
COP	2.90	3.00	3.14	3.29	3.38	3.24	2.89	2.57	2.31	2.14	2.06	2.14	-0.69	4.50	3.95	3.79	3.71
Hi PR	485.33	469.54	453.76	437.97	428.50	422.19	406.40	390.61	374.83	359.04	343.26	333.78	327.47	311.68	295.90	280.11	264.33
LO PR	190.33	178.49	166.65	154.80	147.70	142.96	131.12	119.28	107.44	95.60	83.76	76.65	71.91	60.07	48.23	36.39	24.55

GPHM36041

LOW STAGE

	OUTDOOR AMBIENT TEMPERATURE																
	65	60	55	50	47	45	40	35	30	25	20	17	15	10	5	0	-5
MBh	52.22	48.65	45.43	41.76	39.32	35.35	26.34	18.85	12.86	8.07	4.10	1.98	-0.51	-6.73	-12.96	-19.18	-25.40
T/R	35.42	33.00	30.82	28.33	26.67	23.98	17.87	12.78	8.72	5.48	2.78	1.34	-0.35	-4.57	-8.79	-13.01	-17.23
KW	4.24	3.82	3.40	2.98	2.73	2.56	2.14	1.72	1.31	0.89	0.47	0.22	0.05	-0.37	-0.79	-1.21	-1.63
AMPS	16.26	14.44	12.62	10.80	9.70	8.98	7.15	5.33	3.51	1.69	-0.13	-1.22	-1.95	-3.77	-5.59	-7.42	-9.24
COP	3.61	3.73	3.92	4.11	4.22	4.04	3.60	3.20	2.89	2.67	2.57	2.68	-3.03	5.34	4.82	4.66	4.58
Hi PR	470.35	455.05	439.75	424.45	415.27	409.15	393.86	378.56	363.26	347.96	332.66	323.48	317.36	302.06	286.76	271.47	256.17
LO PR	186.98	175.35	163.72	152.08	145.10	140.45	128.82	117.18	105.55	93.92	82.28	75.30	70.65	59.02	47.38	35.75	24.12

Calculations are based on nominal CFM and 70 °F indoor dry bulb.

Amps = Outdoor unit amps (comp.+fan)

Note: Shaded area is AHRI Rating Conditions at 47°F outdoor ambient temperature

kW = Total system power

GPHM32441**

SETUP	MOTOR TAP	VOLTS	STATIC								
				0.1	0.2	0.3	0.4	0.5	0.6	0.7	0.8
HORIZONTAL POSITION	T1	230	CFM	847	792	728	638	-	-	-	-
			Watts	76	84	94	102	-	-	-	-
	T2/T3	230	CFM	1114	1068	1017	964	901	829	751	667
			Watts	138	147	155	164	173	181	188	194
	T4/T5	230	CFM	1371	1316	1281	1240	1186	1133	1072	1000
			Watts	235	243	252	261	266	275	284	293
DOWNSHOT POSITION	T1	230	CFM	828	767	680	574	-	-	-	-
			Watts	75	85	95	104	-	-	-	-
	T2/T3	230	CFM	1085	1019	960	888	913	713	657	601
			Watts	136	144	152	162	173	180	185	191
	T4/T5	230	CFM	1355	1300	1254	1201	1147	1084	1007	899
			Watts	244	253	260	268	276	285	294	303

GPHM33041**

SETUP	MOTOR TAP	VOLTS	STATIC								
				0.1	0.2	0.3	0.4	0.5	0.6	0.7	0.8
HORIZONTAL POSITION	T1	230	CFM	877	821	758	974	596	531	481	-
			Watts	84	92	99	110	118	125	130	-
	T2/T3	230	CFM	1347	1295	1243	1190	1134	1079	1010	938
			Watts	228	236	245	252	259	266	275	283
	T4/T5	230	CFM	1463	1419	1376	1329	1282	1235	1183	1126
			Watts	284	294	302	309	317	325	333	340
DOWNSHOT POSITION	T1	230	CFM	859	797	719	619	552	497	437	-
			Watts	83	92	101	111	118	122	127	-
	T2/T3	230	CFM	1302	1257	1198	1148	1089	1023	936	844
			Watts	220	228	238	246	254	263	273	282
	T4/T5	230	CFM	1439	1396	1341	1294	1246	1185	1119	1047
			Watts	288	297	305	313	322	330	339	347

GPHM33641**

SETUP	MOTOR TAP	VOLTS	STATIC								
				0.1	0.2	0.3	0.4	0.5	0.6	0.7	0.8
HORIZONTAL POSITION	T1	230	CFM	850	795	726	640	559	-	-	-
			Watts	76	85	93	103	110	-	-	-
	T2/T3	230	CFM	1438	1393	1354	1304	1258	1209	1154	1089
			Watts	271	280	291	296	305	312	320	329
	T4/T5	230	CFM	1604	1560	1507	1468	1415	1364	1321	1276
			Watts	396	402	408	424	426	433	444	454
DOWNSHOT POSITION	T1	230	CFM	825	762	686	577	523	-	-	-
			Watts	77	87	97	105	111	-	-	-
	T2/T3	230	CFM	1436	1389	1338	1289	1241	1186	1122	1053
			Watts	281	290	298	307	315	325	334	343
	T4/T5	230	CFM	1595	1555	1506	1462	1415	1370	1319	1260
			Watts	382	391	399	408	418	426	435	444

GPHM34241**

SETUP	MOTOR TAP	VOLTS	STATIC								
				0.1	0.2	0.3	0.4	0.5	0.6	0.7	0.8
HORIZONTAL POSITION	T1	230	CFM	1003	937	887	837	773	699	634	574
			Watts	100	106	116	129	142	154	162	171
	T2/T3	230	CFM	1534	1492	1453	1410	1372	1330	1287	1236
			Watts	257	269	279	290	301	311	322	334
	T4/T5	230	CFM	1799	1754	1712	1672	1630	1582	1534	1482
			Watts	419	430	442	453	462	469	475	481
DOWNSHOT POSITION	T1	230	CFM	981	918	850	761	687	613	553	488
			Watts	100	113	126	138	153	161	171	179
	T2/T3	230	CFM	1490	1433	1371	1318	1260	1197	1121	1023
			Watts	258	273	285	297	309	323	335	347
	T4/T5	230	CFM	1786	1728	1678	1629	1577	1517	1453	1385
			Watts	419	432	445	457	468	474	482	490

GPHM34841**

SETUP	MOTOR TAP	VOLTS	STATIC								
				0.1	0.2	0.3	0.4	0.5	0.6	0.7	0.8
HORIZONTAL POSITION	T1	230	CFM	1177	1123	1077	1031	972	-	-	-
			Watts	142	151	162	173	185	-	-	-
	T2/T3	230	CFM	1825	1785	1748	1713	1674	1610	1609	1544
			Watts	439	448	460	470	480	488	489	498
	T4/T5	230	CFM	1984	1947	1975	1864	1823	1781	1741	1694
			Watts	567	578	590	596	603	610	618	623
DOWNSHOT POSITION	T1	230	CFM	1168	1101	1045	979	913	-	-	-
			Watts	144	155	168	182	197	-	-	-
	T2/T3	230	CFM	1829	1771	1720	1670	1613	1556	1493	1426
			Watts	440	452	465	478/	486	494	501	510
	T4/T5	230	CFM	2004	1949	1892	1837	1782	1728	1674	1616
			Watts	564	577	587	594	603	612	620	628

GPHM36041**

SETUP	MOTOR TAP	VOLTS	STATIC								
				0.1	0.2	0.3	0.4	0.5	0.6	0.7	0.8
HORIZONTAL POSITION	T1	230	CFM	1488	1448	1410	1371	1336	1293	1254	1204
			Watts	270	279	290	305	318	330	343	356
	T2/T3	230	CFM	2029	1991	1956	1920	1876	1829	1801	1766
			Watts	616	622	631	638	648	656	671	682
	T4/T5	230	CFM	2199	2161	2126	2090	2056	2018	1982	1949
			Watts	801	809	817	828	838	851	858	873
DOWNSHOT POSITION	T1	230	CFM	1399	1361	1326	1289	1256	1215	1179	1132
			Watts	277	286	298	312	326	338	351	365
	T2/T3	230	CFM	1907	1872	1839	1804	1763	1719	1692	1660
			Watts	632	638	646	654	664	672	688	699
	T4/T5	230	CFM	2067	2031	1999	1964	1932	1897	1863	1832
			Watts	821	829	838	849	859	872	880	895

NOTES:

1. Data shown is dry coil. Wet coil pressure drop is approximately 0.2" H₂O, for three-row indoor coil; and 0.3" H₂O, for four-row indoor coil.
2. Data shown does not include filter pressure drop, approx. 0.08" H₂O.
3. Reduce airflow by 2% for 208V operation.
4. ALL MODELS SHOULD RUN NO LESS THAN 300 CFM/TON.
5. For high static applications, see blower performance table for selecting appropriate speed tap.

HEAT KIT ELECTRICAL DATA (BLOWER ONLY, HEAT MODE)

MODEL AND HEAT KIT USAGE	CIRCUIT #1		CIRCUIT #2		SINGLE-POINT KIT		ACTUAL kW / BTU@ 240V
	MCA ¹	MOD ²	MCA ¹	MOD ²	MCA ¹	MOP ²	
GPHM32441*	4.3	---	---	---	--	--	---
HKP-05C*	21 / 25	25 / 25	---	---	46.3	50	4.75 / 16,200
HKR-08C*	32 / 36	35 / 40	---	---	58.1	60	7.0 / 23,800
HKP-10C*	43 / 49	45 / 50	---	---	71.1	80	9.5 / 32,400
GPHM33041*	4.3	---	---	---	--	--	---
HKP-05C*	21 / 25	25 / 25	---	---	48	50	4.75 / 16,200
HKR-08C*	32 / 36	35 / 40	---	---	59.7	60	7.0 / 23,800
HKP-10C*	43 / 49	45 / 50	---	---	72.7	80	9.5 / 32,400
HKP-15C*	43 / 49	45 / 50	21 / 25	25 / 25	97.4	100	14.25 / 48,600
GPHM33641*	4.3	---	---	---	--	--	---
HKP-05C*	21 / 25	25 / 25	---	---	51	60	4.75 / 16,200
HKR-08C*	32 / 36	35 / 40	---	---	63	70	7.0 / 23,800
HKP-10C*	43 / 49	45 / 50	---	---	76	80	9.5 / 32,400
HKP-15C*	43 / 49	45 / 50	21 / 25	25 / 25	101	110	14.25 / 48,600
GPHM34241*	5.8	---	---	---	--	--	---
HKP-05C*	21 / 25	25 / 25	---	---	54	60	4.75 / 16,200
HKR-08C*	32 / 36	35 / 40	---	---	66	70	7.0 / 23,800
HKP-10C*	43 / 49	45 / 50	---	---	79	80	9.5 / 32,400
HKP-15C*	43 / 49	45 / 50	21 / 25	25 / 25	104	110	14.25 / 48,600
GPHM34841*	5.8	---	---	---	--	--	---
HKP-05C*	21 / 25	25 / 25	---	---	59	70	4.75 / 16,200
HKR-08C*	32 / 36	35 / 40	---	---	71	80	7.0 / 23,800
HKP-10C*	43 / 49	45 / 50	---	---	84	90	9.5 / 32,400
HKP-15C*	43 / 49	45 / 50	21 / 25	25 / 25	109	110	14.25 / 48,600
HKP-20C	43 / 49	45 / 50	43 / 49	45 / 50	133	150	19.0 / 64,800
GPHM36041*	7.6	---	---	---	--	--	---
HKP-05C*	21 / 25	25 / 25	---	---	69	90	4.75 / 16,200
HKR-08C*	32 / 36	35 / 40	---	---	80	100	7.0 / 23,800
HKP-10C*	43 / 49	45 / 50	---	---	94	110	9.5 / 32,400
HKP-15C*	43 / 49	45 / 50	21 / 25	25 / 25	118	125	14.25 / 48,600
HKP-20C	43 / 49	45 / 50	43 / 49	45 / 50	142	150	19.0 / 64,800

¹ Minimum Circuit Ampacity @ 208 / 240 V

² Maximum Overcurrent Protection Device @ 208 / 240 V

* Revision level that may or may not be designated

C Circuit breaker option

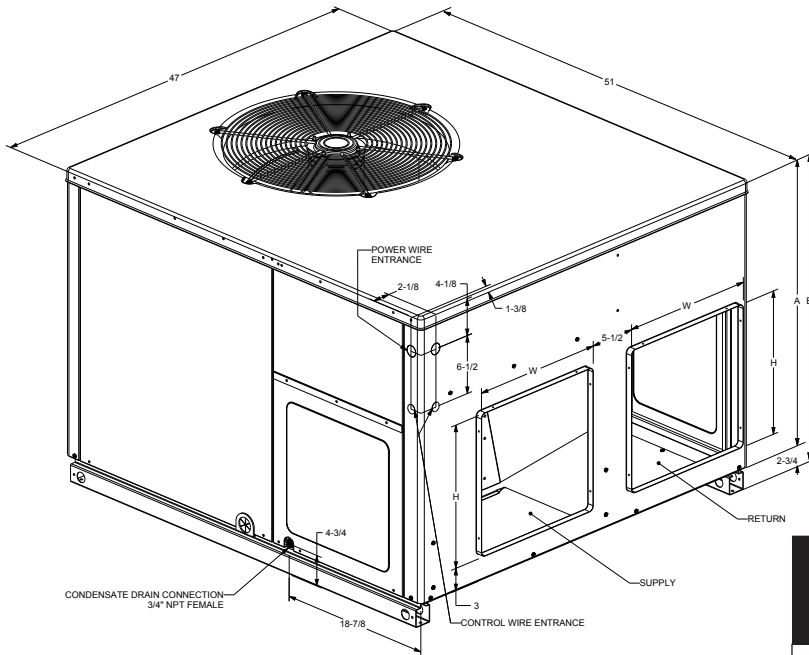
^ Heat Kit requires three-phase power supply

NOTE: HKP-15C* and HKP-20C* replace HKR-15C and HKR-20C respectively to meet new UL1995 requirements.

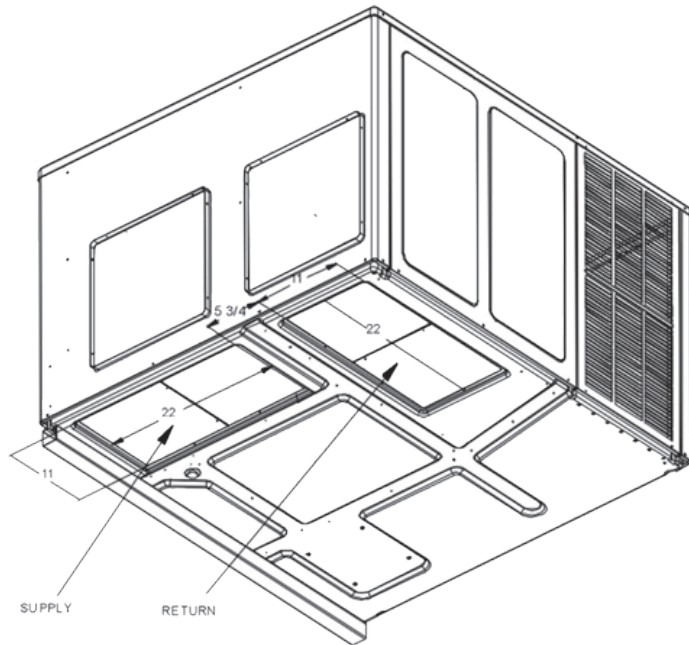
HEATING KW CORRECTION FACTOR

SUPPLY VOTAGE	240	230	220	210	208
CORRECTION FACTOR	1.0	0.93	0.85	0.78	0.76

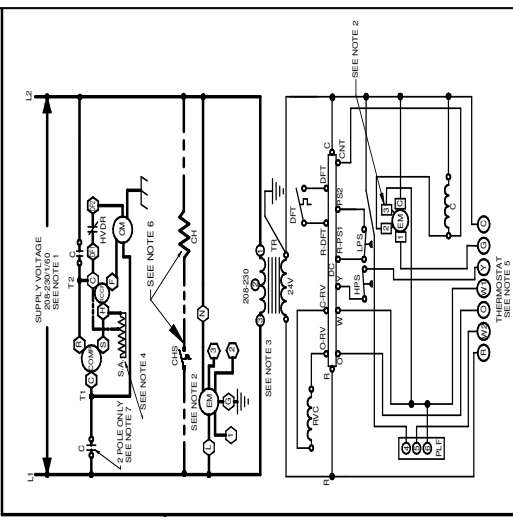
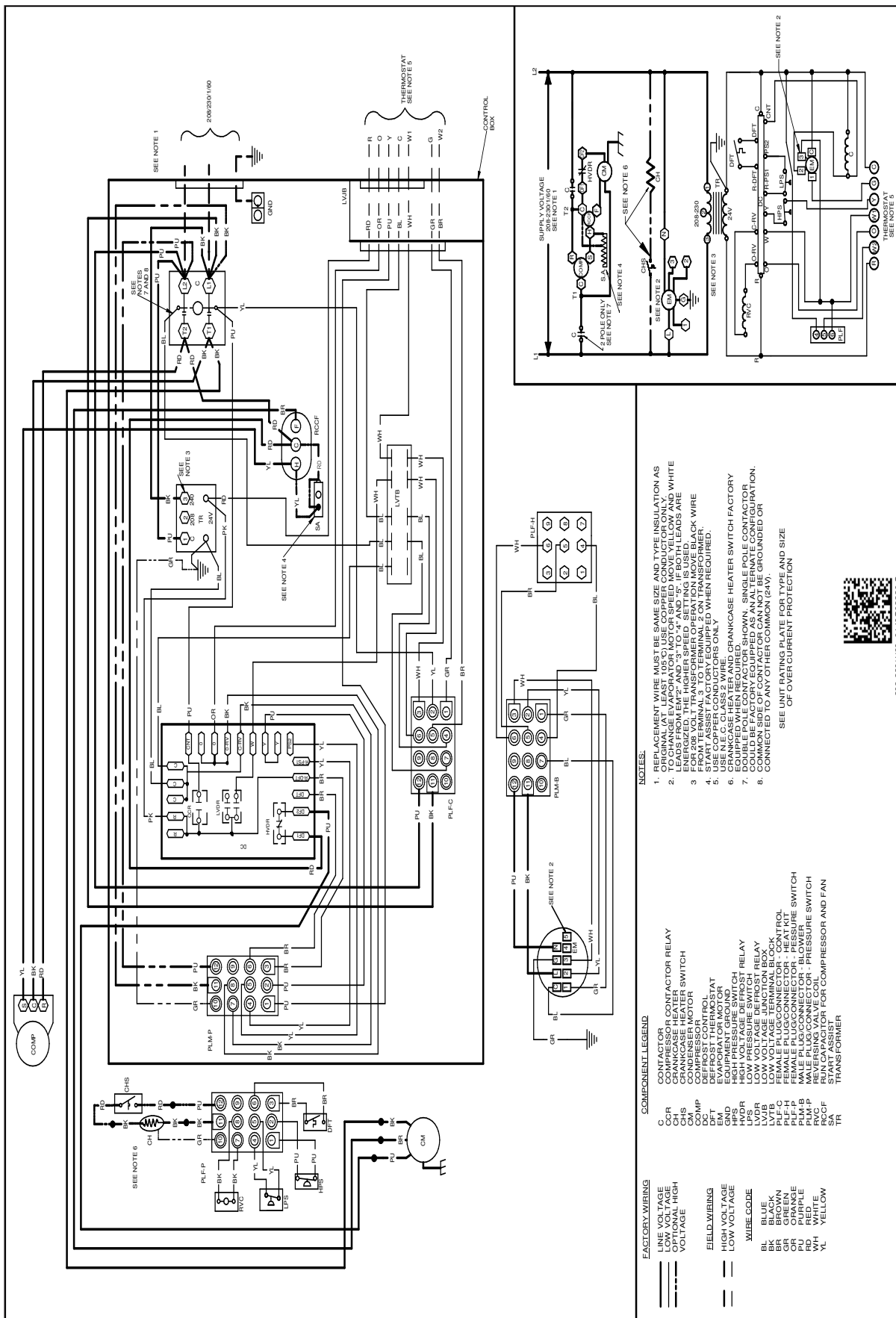
Multiply rated kW by correction factor to get actual kW



MODEL	UNIT DIMENSIONS (INCHES)				CHASSIS SIZE
			HEIGHT		
	W	D	A	B	
GPHM32441**	47	51	32	34 $\frac{3}{4}$	Medium
GPHM33041**	47	51	32	34 $\frac{3}{4}$	Medium
GPHM33641**	47	51	32	34 $\frac{3}{4}$	Medium
GPHM34241**	47	51	40	42 $\frac{3}{4}$	Large
GPHM34841**	47	51	40	42 $\frac{3}{4}$	Large
GPHM36041**	47	51	40	42 $\frac{3}{4}$	Large



MODEL	DUCT OPENINGS			
	SUPPLY		RETURN	
	W	H	W	H
GPHM32441**	16	16	16	16
GPHM33041**	16	16	16	16
GPHM33641**	16	16	16	16
GPHM34241**	16	18	16	18
GPHM34841**	16	18	16	18
GPHM36041**	16	18	16	18



- NOTES:**
1. REPLACEMENT WIRE MUST BE SAME SIZE AND TYPE INSULATION AS ORIGINAL.
 2. TO CHANGE EVAPORATOR MOTOR SPEED MOVE YELLOW AND WHITE WIRE TO THE OTHER SPEED TAP ON THE MOTOR. THE HIGHER SPEED IS USED WHEN ENERGIZED. THE LOWER SPEED IS USED WHEN NOT ENERGIZED.
 3. FOR 208 VOLT TRANSFORMER OPERATION MOVE BLACK WIRE TO THE OTHER COMMON TAP ON THE TRANSFORMER. THE HIGHER COMMON IS USED WHEN ENERGIZED. THE LOWER COMMON IS USED WHEN NOT ENERGIZED.
 4. START ASSIST FACTORY EQUIPPED WHEN REQUIRED.
 5. USE COPPER GROUND WIRES ONLY.
 6. CRANKCASE HEATER AND CRANKCASE HEATER SWITCH FACTORY EQUIPPED WHEN REQUIRED.
 7. DOUBLE POLE CONTACTOR SHOWN. SINGLE POLE CONTACTOR COULD BE FACTORY EQUIPPED AS AN ALTERNATE CONFIGURATION.
 8. CONNECTED TO ANY OTHER COMMON (24V).
- SEE UNIT RATING PLATE FOR TYPE AND SIZE OF OVER CURRENT PROTECTION

- COMPONENT LEGEND:**
- C CONTACTOR
 - CCR COMPRESSOR CONTACTOR RELAY
 - CHS CRANKCASE HEATER SWITCH
 - COMP COMPRESSOR
 - DC DEFROST CONTROL
 - EM EVAPORATOR MOTOR
 - GPS HIGH PRESSURE SWITCH
 - HVDR HIGH VOLTAGE DEFROST RELAY
 - LVDR LOW VOLTAGE DEFROST RELAY
 - LVJB LOW VOLTAGE JUNCTION BOX
 - PLE-F-C FEMALE PLUG CONNECTOR - CONTROL
 - PLE-B FEMALE PLUG CONNECTOR - BLOWER
 - PLE-M FEMALE PLUG CONNECTOR - PRESSURE SWITCH
 - PLE-P MALE PLUG CONNECTOR - PRESSURE SWITCH
 - RVC REVERSING VALVE COIL
 - SA START ASSIST
 - TR TRANSFORMER

- FACTORY WIRING:**
- LINE VOLTAGE
 - LOW VOLTAGE
 - CONTROL WIRE
 - HIGH VOLTAGE
- FIELD WIRING:**
- LINE VOLTAGE
 - LOW VOLTAGE
- WIRE CODE:**
- BK BLACK
 - BLV BLUE
 - BR BROWN
 - GR GREEN
 - OR ORANGE
 - PU PURPLE
 - WH WHITE
 - YL YELLOW



208-230/1160 01-140303220-C

WARNING

High Voltage: Disconnect all power before servicing or installing this unit. Multiple power sources may be present. Failure to do so may cause property damage, personal injury, or death.

Wiring is subject to change. Always refer to the wiring diagram on the unit for the most up-to-date wiring.

ACCESSORY DESCRIPTION	ITEM NUMBER	
	MEDIUM CHASSIS	LARGE CHASSIS
Concentric Kit	CDK36	CDK4872
Downflow Economizer	GPJMED102	GPJMED103
Downflow Internal Filter Rack	DDNIFRPCHMM	DDNIFRPCHML
Downflow Manual Damper	PGMDD101/102	PGMDD103
Downflow Motorized Damper	PGMDMD101/102	PGMDMD103
Downflow Square to Round	SQRPG101/102	SQRPG103
Economizer Wiring Harness (2-4 Ton)	0259G00215	0259G00215
Economizer Wiring Harness (5 Ton)	N/A	0259L00411
External Horizontal Filter Rack	DPHFRA	DPHFRA
Horizontal Duct Cover	20464501PDGK	20464502PDGK
Horizontal Economizer	DHZECNJP GCHM	DHZECNJP GCHL
Horizontal Manual Damper	PGMDH102	PGMDH103
Horizontal Motorized Damper	PGMDMH102	PGMDMH103
Horizontal Square to Round	SQRPGH101/102	SQRPGH103
Outdoor Thermostat Kit w/ Lockout Stat	OT18-60A	OT18-60A
Roof Curb	D14CRBPGCHMA	D14CRBPGCHMA

SINGLE-POINT KIT ACCESSORY KITS

Select the single-point kit accessory based on the unit model.

MODEL	SINGLE-POINT KIT
GPHM32441**	SPK-30
GPHM33041**	SPK-35
GPHM33641**	SPK-35
GPHM34241**	SPK-45
GPHM34841**	SPK-50
GPHM36041**	SPK-60

