

R-32 PACKAGED HEAT PUMP 13.4 SEER2 / 6.7 HSPF2 2 TO 5 TONS



Contents

Nomenclature.....	2
Product Specifications.....	3
Expanded Cooling Data.....	4
Expanded Heating Data.....	18
Airflow Data.....	20
Heat Kit Electrical Specs.....	22
Dimensions.....	23
Wiring Diagrams.....	24
Accessories.....	26



R32

Standard Features

- Energy-efficient scroll compressor
- Multi-speed ECM indoor blower motor
- Convertible airflow: horizontal or downflow
- Copper tube/aluminum fin condenser coil
- All-Aluminum evaporator coil
- Electric heat kit available as a field-installed option
- AHRI Certified; UL Listed

Cabinet Features

- Heavy-gauge galvanized-steel cabinet with attractive Architectural Gray powder-paint finish
- Aluminum foil-facing internal insulation reinforced with fiberglass scrim
- Fully insulated air-handling compartment with convenient access panels
- Meets cabinet air leakage requirements when tested in accordance with ASHRAE standard 193
- Louvered condenser coil protection
- One footprint for all tonnages
- When properly anchored, meets the 2023 Florida Building Code unit integrity requirements for hurricane-type winds (Anchor bracket kits available.)

10 YEAR PARTS LIMITED WARRANTY*



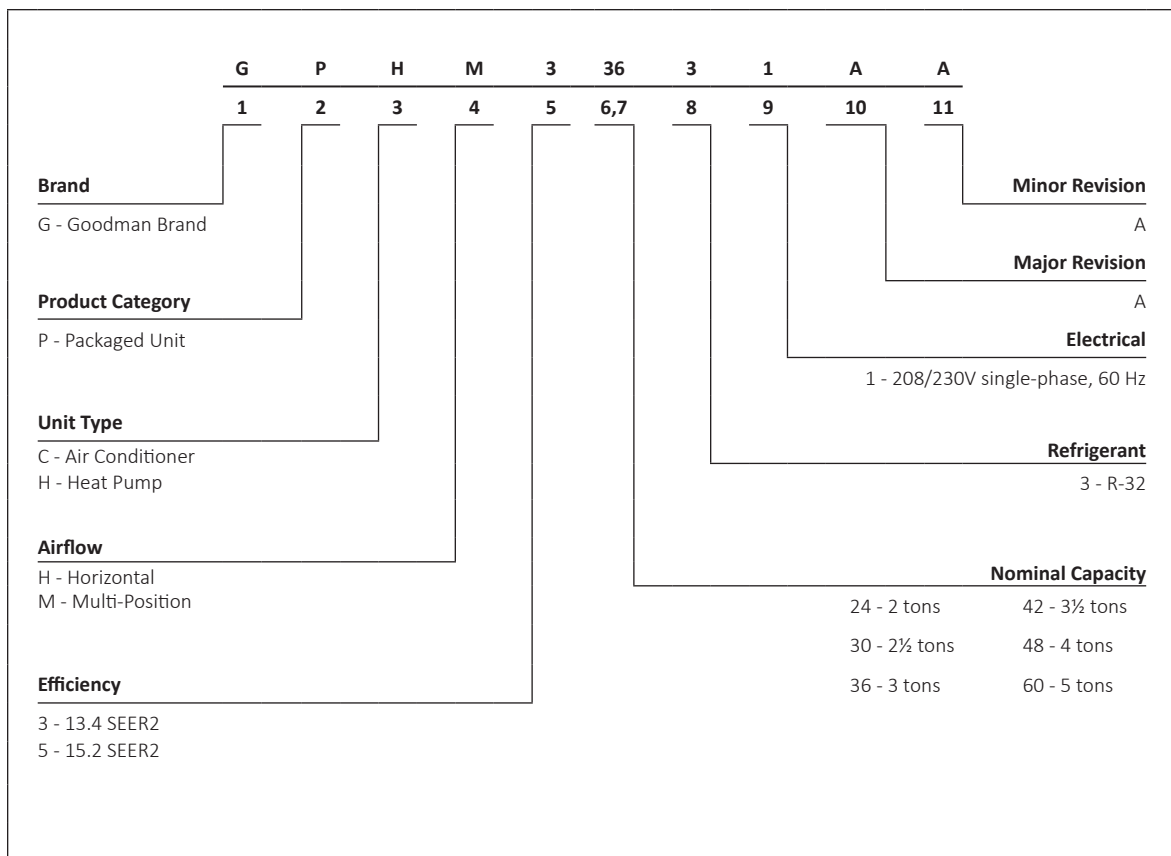
COMPANY WITH QUALITY SYSTEM CERTIFIED BY DNV GL
■ ISO 9001 ■

COMPANY WITH ENVIRONMENTAL SYSTEM CERTIFIED BY DNV GL
■ ISO 14001 ■



* Complete warranty details available from your local dealer or at www.goodmanmfg.com. To receive the 10-Year Parts Limited Warranty, online registration must be completed within 60 days of installation. Online registration and some of the additional requirements are not required in Florida, California, or Québec. The duration of warranty coverage in Texas and Florida differs in some cases. Other limitations and exclusions apply; refer to complete warranty details for a full list of limitations and exclusions.

NOMENCLATURE



	GPHM3 2431	GPHM3 3031	GPHM3 3631	GPHM3 4231	GPHM3 4831	GPHM3 6031
COOLING CAPACITY						
Total BTU/h	24,000	27,400	33,400	39,000	46,500	55,000
Sensible BTU/h	18,480	21,920	25,718	29,250	34,875	39,600
SEER2	13.4	13.4	13.4	13.4	13.4	13.4
EER2	10.6	10.6	10.6	10.6	10.6	10.6
HEATING CAPACITY						
BTU/h (47°F)	22,000	26,000	31,400	37,000	45,500	54,000
C.O.P. (47°F)	3.56	3.60	3.68	3.62	3.40	3.50
BTU/h (17°F)	12,800	15,800	16,800	22,600	25,200	33,800
C.O.P. (17°F)	2.32	2.26	2.20	2.40	2.22	2.38
HSPF2	6.70	6.70	6.70	6.70	6.70	6.70
EVAPORATOR FAN / COIL						
Type	ECM	ECM	ECM	ECM	ECM	ECM
Wheel (D x W)	10 x 9	10 x 9	10 x 9	10 x 9	10 x 9	10 x 9
Indoor Nominal CFM	800	1025	1150	1250	1600	1750
No. of Speeds	5	5	5	5	5	5
Indoor Blower FLA	3.8	3.8	3.8	5.4	5.4	7
HORSEPOWER	1/2	1/2	1/2	3/4	3/4	1
Face Area (ft ²)	4.55	4.55	4.55	6.20	6.20	6.2
Rows Deep / Fins per Inch	4/14	4/14	4/14	4/14	4/14	4/14
Metering Device Type	Piston	Piston	Piston	Piston	Piston	TXV
Drain Size (NPT)	¾"	¾"	¾"	¾"	¾"	¾"
Refrigerant Charge (oz.)	99	94	96	110	153	129
Condenser Fan / Coil						
OUTDOOR FAN FLA	1.4	1.4	1.4	1.4	2	2
Horsepower	1/4	1/4	1/4	1/4	1/3	1/3
Blade Diameter	22	22	22	22	22	22
Face Area (ft ²)	12.08	12.08	12.08	15.09	19.05	19.05
ROWS DEEP / FINS PER INCH	2/16	2/16	2/16	2/16	2/16	2/16
Metering Device Type	Piston	Piston	Piston	Piston	Piston	TXV
Compressor						
Type	Scroll	Scroll	Scroll	Scroll	Scroll	Scroll
Stage	Single	Single	Single	Single	Single	Two
RLA	10.62	12.8	16.45	16.58	19.39	27.07
LRA	56.5	76	88	121.5	138.4	178
Electrical Data						
Phase	1	1	1	1	1	1
Voltage (Frequency 60 Hz)	208-230	208-230	208-230	208-230	208-230	208-230
Min. Circuit Ampacity	18.48	21.2	25.76	27.52	31.64	42.84
MAX. OVERCURRENT PROTECTION	25	30	40	40	50	60
Decibels	76	76	80	80	79	80
Operating/Shipping Weights (lbs)	380 / 390	385 / 395	385 / 420	450 / 480	460 / 490	470 / 500

Notes:

Always check the S&R plate for electrical data on the unit being installed.

Wire size should be determined in accordance with National Electrical Codes. Extensive wire runs will require larger wire sizes.

Must use time-delay fuses or HACR-type circuit breakers of the same size as noted.

Horizontal duct covers along with either a "Downflow Conversion Kit" or a "Downflow Economizer" is mandatory for all downflow installations.

See Accessories table for appropriate kit number(s)

EXPANDED COOLING DATA — GPHM32431

IDB	AIRFLOW	OUTDOOR AMBIENT TEMPERATURE																								
		65°F				75°F				85°F				95°F				105°F				115°F				
		59	63	67	71	59	63	67	71	59	63	67	71	59	63	67	71	59	63	67	71	59	63	67	71	
70	600	MBh	24.1	24.5	25.2	-	23.9	24.3	25.0	-	23.3	23.6	24.4	-	22.2	22.5	23.3	-	20.9	21.2	21.9	-	19.6	20.0	20.7	-
		S/T	0.52	0.44	0.31	-	0.53	0.45	0.31	-	0.55	0.47	0.34	-	1.00	0.49	0.36	-	1.00	0.52	0.38	-	1.00	0.57	0.43	-
		ΔT	19.85	18.13	14.93	-	19.80	18.08	14.88	-	20.04	18.32	15.12	-	19.78	18.07	14.86	-	19.55	17.84	14.64	-	20.63	18.91	15.71	-
		kW	1.61	1.61	1.61	-	1.81	1.81	1.80	-	2.03	2.03	2.02	-	2.26	2.26	2.26	-	2.53	2.53	2.52	-	2.84	2.84	2.84	-
		Amps	6.09	6.08	6.07	-	6.94	6.93	6.92	-	7.89	7.89	7.87	-	8.93	8.92	8.90	-	10.08	10.07	10.06	-	11.43	11.42	11.41	-
		Hi/PR	245	246	248	-	284	285	287	-	325	326	328	-	369	370	372	-	417	418	420	-	468	469	470	-
Lo/PR	126	127	131	-	134	135	138	-	140	142	145	-	146	148	151	-	152	153	157	-	159	161	164	-		
70	800	MBh	24.7	25.1	25.8	-	24.5	24.9	25.6	-	23.9	24.2	25.0	-	22.8	23.1	23.9	-	21.4	21.8	22.5	-	20.2	20.6	21.3	-
		S/T	0.68	0.60	0.46	-	0.68	0.60	0.47	-	1.00	0.63	0.49	-	1.00	0.65	0.51	-	1.00	0.67	0.53	-	1.00	1.00	0.59	-
		ΔT	17.50	15.79	12.59	-	17.46	15.74	12.54	-	17.70	15.98	12.78	-	17.44	15.73	12.52	-	17.21	15.50	12.30	-	18.28	16.57	13.37	-
		kW	1.63	1.63	1.63	-	1.83	1.83	1.83	-	2.05	2.05	2.04	-	2.29	2.29	2.28	-	2.55	2.55	2.55	-	2.86	2.86	2.86	-
		Amps	6.19	6.18	6.17	-	7.04	7.03	7.02	-	7.99	7.99	7.97	-	9.03	9.02	9.00	-	10.18	10.17	10.16	-	11.53	11.52	11.51	-
		Hi/PR	250	251	253	-	289	290	292	-	330	331	333	-	374	375	377	-	421	422	424	-	472	473	475	-
Lo/PR	130	131	134	-	137	139	142	-	144	146	149	-	150	151	155	-	156	157	160	-	163	164	167	-		
70	1000	MBh	25.6	25.9	26.7	-	25.4	25.7	26.4	-	24.7	25.1	25.8	-	23.6	24.0	24.7	-	22.3	22.6	23.4	-	21.1	21.4	22.1	-
		S/T	0.72	0.64	0.51	-	0.73	0.65	0.51	-	1.00	0.68	0.54	-	1.00	0.70	0.56	-	1.00	0.72	0.58	-	1.00	1.00	0.63	-
		ΔT	15.86	14.14	10.94	-	15.81	14.10	10.90	-	16.05	14.34	11.14	-	15.80	14.08	10.88	-	15.57	13.85	10.65	-	16.64	14.92	11.72	-
		kW	1.65	1.65	1.65	-	1.85	1.84	1.84	-	2.07	2.06	2.06	-	2.30	2.30	2.30	-	2.57	2.57	2.56	-	2.88	2.88	2.87	-
		Amps	6.26	6.25	6.24	-	7.11	7.10	7.09	-	8.06	8.06	8.04	-	9.10	9.09	9.07	-	10.25	10.24	10.23	-	11.60	11.59	11.58	-
		Hi/PR	254	255	257	-	293	294	296	-	334	335	337	-	378	379	381	-	426	427	428	-	476	477	479	-
Lo/PR	134	136	139	-	142	143	147	-	149	150	153	-	154	156	159	-	160	162	165	-	167	169	172	-		

75	600	MBh	24.2	24.5	25.2	26.3	23.9	24.3	25.0	26.1	23.3	23.6	24.4	25.5	22.2	22.6	23.3	24.4	20.9	21.2	21.9	23.1	19.6	20.0	20.7	21.8
		S/T	0.65	0.57	0.44	0.3	1.00	0.58	0.44	0.3	1.00	0.61	0.47	0.3	1.00	0.63	0.49	0.3	1.00	0.65	0.51	0.4	1.00	1.00	0.56	0.4
		ΔT	23.62	21.90	18.70	15.4	23.57	21.85	18.65	15.3	21.23	19.51	16.31	13.0	21.47	19.75	16.55	13.2	21.21	19.50	16.29	13.0	20.98	19.27	16.07	12.7
		kW	1.61	1.61	1.60	1.6	1.81	1.80	1.80	1.8	2.03	2.02	2.02	2.0	2.26	2.26	2.26	2.3	2.53	2.53	2.52	2.5	2.84	2.84	2.83	2.8
		Amps	6.08	6.07	6.06	6.1	6.94	6.93	6.91	7.0	7.89	7.88	7.87	7.9	8.92	8.91	8.90	9.0	10.07	10.07	10.05	10.1	11.43	11.42	11.40	11.5
		Hi/PR	246	247	248	252.7	285	286	287	291.7	326	327	328	332.7	370	371	372	376.8	417	418	420	424.3	468	469	471	475.0
Lo/PR	126	127	131	136.2	134	135	139	144.0	140	142	145	150.8	146	148	151	156.5	152	153	157	162.2	159	161	164	169.2		
75	800	MBh	24.8	25.1	25.8	26.9	24.5	24.9	25.6	26.7	23.9	24.2	25.0	26.1	22.8	23.1	23.9	25.0	21.5	21.8	22.5	23.6	20.2	20.6	21.3	22.4
		S/T	0.81	0.73	0.59	0.4	1.00	0.74	0.60	0.5	1.00	0.76	0.62	0.5	1.00	0.78	0.64	0.5	1.00	1.00	0.67	0.5	1.00	1.00	0.72	0.6
		ΔT	21.27	19.56	16.36	13.0	21.23	19.51	16.31	13.0	21.47	19.75	16.55	13.2	21.21	19.50	16.29	13.0	21.21	19.50	16.29	13.0	20.98	19.27	16.07	12.7
		kW	1.63	1.63	1.63	1.6	1.83	1.83	1.82	1.8	2.05	2.05	2.04	2.1	2.29	2.28	2.28	2.3	2.55	2.55	2.55	2.6	2.86	2.86	2.86	2.9
		Amps	6.18	6.17	6.16	6.2	7.04	7.03	7.01	7.1	7.99	7.98	7.97	8.0	9.02	9.01	9.00	9.1	10.17	10.17	10.15	10.2	11.53	11.52	11.50	11.6
		Hi/PR	250	251	253	257.1	289	290	292	296.2	330	331	333	337.1	374	375	377	381.2	422	423	424	428.7	472	473	475	479.5
Lo/PR	130	131	134	139.9	137	139	142	147.6	144	146	149	154.4	150	151	155	160.2	156	157	160	165.8	163	164	167	172.9		
75	1000	MBh	25.6	25.9	26.7	27.8	25.4	25.7	26.5	27.6	24.7	25.1	25.8	26.9	23.6	24.0	24.7	25.8	22.3	22.7	23.4	24.5	21.1	21.4	22.2	23.3
		S/T	1.00	0.77	0.64	0.5	1.00	0.78	0.64	0.5	1.00	0.81	0.67	0.5	1.00	1.00	0.69	0.5	1.00	1.00	0.71	0.6	1.00	1.00	0.76	0.6
		ΔT	19.63	17.91	14.71	11.4	19.58	17.87	14.67	11.3	19.82	18.11	14.91	11.6	19.57	17.85	14.65	11.3	19.34	17.62	14.42	11.1	20.41	18.69	15.49	12.2
		kW	1.65	1.65	1.64	1.7	1.85	1.84	1.84	1.9	2.06	2.06	2.06	2.1	2.30	2.30	2.30	2.3	2.57	2.57	2.56	2.6	2.88	2.88	2.87	2.9
		Amps	6.25	6.24	6.23	6.3	7.11	7.10	7.08	7.1	8.06	8.05	8.04	8.1	9.09	9.08	9.07	9.1	10.24	10.24	10.22	10.3	11.60	11.59	11.57	11.6
		Hi/PR	254	255	257	261.2	293	294	296	300.3	334	335	337	341.3	378	379	381	385.3	426	427	429	432.9	476	478	479	483.6
Lo/PR	134	136	139	144.3	142	143	147	152.1	149	150	153	158.9	154	156	159	164.6	160	162	165	170.3	167	169	172	177.3		

Shaded area reflects ACCA (TVA) conditions

IDB: Entering Indoor Dry Bulb Temperature
High & low pressures are measured at the liquid & suction access fittings.

kW = Total system power
Amps = outdoor unit amps (comp.+ fans)

EXPANDED COOLING DATA — GPHM32431 (CONT.)

IDB	AIRFLOW	OUTDOOR AMBIENT TEMPERATURE												ENTERING INDOOR WET BULB TEMPERATURE											
		65°F				75°F				85°F				95°F				105°F				115°F			
		59	63	67	71	59	63	67	71	59	63	67	71	59	63	67	71	59	63	67	71	59	63	67	71
80	MBh	24.3	24.6	25.4	26.5	24.1	24.4	25.1	26.3	23.4	23.8	24.5	25.6	22.3	22.7	23.4	24.5	21.0	21.3	22.1	23.2	19.8	20.1	20.8	22.0
	S/T	1.00	0.70	0.56	0.4	1.00	0.71	0.57	0.4	1.00	0.73	0.60	0.5	1.00	1.00	0.62	0.5	1.00	1.00	0.64	0.5	1.00	1.00	0.69	0.5
	ΔT	27.41	25.70	22.50	19.2	27.36	25.65	22.45	19.1	27.61	25.89	22.69	19.4	27.35	25.63	22.43	19.1	27.12	25.40	22.20	18.9	28.19	26.48	23.28	20.0
	kW	1.61	1.61	1.61	1.6	1.81	1.81	1.80	1.8	2.03	2.02	2.02	2.0	2.26	2.26	2.26	2.3	2.53	2.53	2.52	2.5	2.84	2.84	2.84	2.9
	Amps	6.09	6.08	6.06	6.1	6.94	6.93	6.92	7.0	7.89	7.89	7.87	7.9	8.92	8.92	8.90	9.0	10.08	10.07	10.06	10.1	11.43	11.42	11.41	11.5
	Hi-PR	246	247	249	253.1	285	286	288	292.2	326	327	329	333.1	370	371	373	377.2	418	419	420	424.8	468	469	471	475.5
Lo-PR	126	128	131	136.7	134	136	139	144.5	141	143	146	151.3	147	148	152	157.1	152	154	157	162.7	160	161	164	169.8	
80	MBh	24.9	25.2	26.0	27.1	24.7	25.0	25.7	26.8	24.0	24.4	25.1	26.2	22.9	23.3	24.0	25.1	21.6	21.9	22.7	23.8	20.4	20.7	21.4	22.5
	S/T	1.00	0.86	0.72	0.6	1.00	0.86	0.73	0.6	1.00	1.00	0.75	0.6	1.00	1.00	0.77	0.6	1.00	1.00	0.79	0.6	1.00	1.00	0.7	
	ΔT	25.07	23.36	20.15	16.8	25.02	23.31	20.11	16.8	25.26	23.55	20.35	17.0	25.01	23.29	20.09	16.8	24.78	23.06	19.86	16.5	25.85	24.14	20.93	17.6
	kW	1.63	1.63	1.63	1.6	1.83	1.83	1.83	1.8	2.05	2.05	2.04	2.1	2.29	2.29	2.28	2.3	2.55	2.55	2.55	2.6	2.86	2.86	2.86	2.9
	Amps	6.19	6.18	6.16	6.2	7.04	7.03	7.02	7.1	7.99	7.99	7.97	8.0	9.03	9.02	9.00	9.1	10.18	10.17	10.16	10.2	11.53	11.52	11.51	11.6
	Hi-PR	250	252	253	257.6	290	291	292	296.6	330	332	333	337.6	375	376	377	381.7	422	423	425	429.2	473	474	476	479.9
Lo-PR	130	132	135	140.4	138	139	143	148.2	145	146	150	155.0	150	152	155	160.7	156	158	161	166.4	163	165	168	173.5	
1000	MBh	25.7	26.1	26.8	27.9	25.5	25.9	26.6	27.7	24.9	25.2	25.9	27.1	23.8	24.1	24.8	26.0	22.4	22.8	23.5	24.6	21.2	21.6	22.3	23.4
	S/T	1.00	0.90	0.76	0.6	1.00	0.91	0.77	0.6	1.00	1.00	0.80	0.7	1.00	1.00	0.82	0.7	1.00	1.00	0.84	0.7	1.00	1.00	0.7	
	ΔT	23.43	21.71	18.51	15.2	23.38	21.66	18.46	15.1	23.62	21.90	18.70	15.4	23.36	21.65	18.44	15.1	23.13	21.42	18.22	14.9	24.21	22.49	19.29	16.0
	kW	1.65	1.65	1.64	1.7	1.85	1.84	1.84	1.9	2.07	2.06	2.06	2.1	2.30	2.30	2.30	2.3	2.57	2.57	2.56	2.6	2.88	2.88	2.87	2.9
	Amps	6.26	6.25	6.23	6.3	7.11	7.10	7.09	7.2	8.06	8.06	8.04	8.1	9.10	9.09	9.07	9.1	10.25	10.24	10.23	10.3	11.60	11.59	11.58	11.6
	Hi-PR	255	256	257	261.7	294	295	296	300.8	335	336	337	341.7	379	380	381	385.8	426	427	429	433.3	477	478	480	484.1
Lo-PR	135	136	139	144.9	142	144	147	152.6	149	151	154	159.4	155	157	160	165.2	161	162	165	170.8	168	169	172	177.9	

600	MBh	24.7	25.0	25.8	26.9	24.5	24.8	25.6	26.7	23.8	24.2	24.9	26.0	22.7	23.1	23.8	24.9	21.4	21.7	22.5	23.6	20.2	20.5	21.3	22.4
	S/T	1.00	0.80	0.67	0.5	1.00	1.00	0.67	0.5	1.00	1.00	0.70	0.6	1.00	1.00	0.72	0.6	1.00	1.00	0.72	0.6	1.00	1.00	0.6	
	ΔT	30.78	29.06	25.86	22.5	30.73	29.02	25.81	22.5	30.97	29.26	26.06	22.7	30.71	29.00	25.80	22.5	30.48	28.77	25.57	22.3	31.56	29.84	26.64	23.3
	kW	1.61	1.61	1.61	1.6	1.81	1.81	1.81	1.8	2.03	2.03	2.03	2.0	2.27	2.27	2.26	2.3	2.53	2.53	2.53	2.5	2.84	2.84	2.84	2.9
	Amps	6.10	6.10	6.08	6.1	6.96	6.95	6.93	7.0	7.91	7.90	7.89	8.0	8.94	8.93	8.92	9.0	10.09	10.09	10.07	10.1	11.45	11.44	11.43	11.5
	Hi-PR	247	248	250	254.3	286	287	289	293.4	327	328	330	334.3	371	372	374	378.4	419	420	422	425.9	470	471	472	476.6
Lo-PR	128	130	133	138.7	136	138	141	146.4	143	145	148	153.2	149	150	154	159.0	154	156	159	164.6	161	163	166	171.7	
800	MBh	25.3	25.6	26.4	27.5	25.1	25.4	26.1	27.3	24.4	24.8	25.5	26.6	23.3	23.7	24.4	25.5	22.0	22.3	23.1	24.2	20.8	21.1	21.8	23.0
	S/T	1.00	0.96	0.82	0.7	1.00	1.00	0.83	0.7	1.00	1.00	0.85	0.7	1.00	1.00	0.87	0.7	1.00	1.00	0.87	0.7	1.00	1.00	0.8	
	ΔT	28.44	26.72	23.52	20.2	28.39	26.68	23.47	20.2	28.63	26.92	23.71	20.4	28.37	26.66	23.46	20.1	28.14	26.43	23.23	19.9	29.22	27.50	24.30	21.0
	kW	1.64	1.64	1.63	1.6	1.83	1.83	1.83	1.8	2.05	2.05	2.05	2.1	2.29	2.29	2.29	2.3	2.56	2.55	2.55	2.6	2.87	2.87	2.86	2.9
	Amps	6.20	6.20	6.18	6.2	7.06	7.05	7.03	7.1	8.01	8.00	7.99	8.1	9.04	9.03	9.02	9.1	10.19	10.19	10.17	10.2	11.55	11.54	11.53	11.6
	Hi-PR	252	253	254	258.7	291	292	293	297.8	332	333	334	338.7	376	377	379	382.8	423	424	426	430.4	474	475	477	481.1
Lo-PR	132	134	137	142.3	140	141	145	150.1	147	148	151	156.9	152	154	157	162.7	158	160	163	168.3	165	167	170	175.4	
1000	MBh	26.1	26.5	27.2	28.3	25.9	26.3	27.0	28.1	25.3	25.6	26.4	27.5	24.2	24.5	25.3	26.4	22.8	23.2	23.9	25.0	21.6	22.0	22.7	23.8
	S/T	1.00	1.00	0.87	0.7	1.00	1.00	0.87	0.7	1.00	1.00	0.90	0.8	1.00	1.00	0.90	0.8	1.00	1.00	0.90	0.8	1.00	1.00	0.8	
	ΔT	26.79	25.08	21.88	18.6	26.74	25.03	21.83	18.5	26.99	25.27	22.07	18.8	26.73	25.01	21.81	18.5	26.50	24.78	21.58	18.3	27.57	25.86	22.66	19.3
	kW	1.65	1.65	1.65	1.7	1.85	1.85	1.85	1.9	2.07	2.07	2.06	2.1	2.31	2.31	2.30	2.3	2.57	2.57	2.57	2.6	2.88	2.88	2.88	2.9
	Amps	6.27	6.27	6.25	6.3	7.13	7.12	7.10	7.2	8.08	8.07	8.06	8.1	9.11	9.10	9.09	9.2	10.26	10.26	10.24	10.3	11.62	11.61	11.60	11.7
	Hi-PR	256	257	259	262.9	295	296	298	301.9	336	337	339	342.9	380	381	383	387.0	427	428	430	434.5	478	479	481	485.2
Lo-PR	137	138	141	146.8	144	146	149	154.5	151	153	156	161.4	157	158	162	167.1	162	164	167	172.7	170	171	174	179.8	

IDB: Entering Indoor Dry Bulb Temperature
 High & low pressures are measured at the liquid & suction access fittings.
 Shaded area reflects AHRI (TVA) conditions
 kW = Total system power
 Amps = outdoor unit amps (comp. + fans)

EXPANDED COOLING DATA — GPHM33031

IDB	AIRFLOW	OUTDOOR AMBIENT TEMPERATURE																								
		65°F				75°F				85°F				95°F				105°F				115°F				
		59	63	67	71	59	63	67	71	59	63	67	71	59	63	67	71	59	63	67	71	59	63	67	71	
70	800	MBh	27.6	28.0	28.9	-	27.4	27.8	28.6	-	26.7	27.1	27.9	-	25.4	25.8	26.6	-	23.9	24.3	25.1	-	22.5	22.9	23.7	-
		S/T	0.57	0.49	0.35	-	0.57	0.49	0.35	-	0.60	0.52	0.38	-	1.00	0.54	0.40	-	1.00	0.56	0.42	-	1.00	0.62	0.48	-
		ΔT	19.49	17.78	14.58	-	19.45	17.73	14.53	-	19.69	17.97	14.77	-	19.43	17.72	14.51	-	19.20	17.49	14.28	-	20.27	18.56	15.36	-
		kW	1.84	1.84	1.83	-	2.06	2.06	2.06	-	2.32	2.31	2.31	-	2.59	2.59	2.58	-	2.89	2.89	2.89	-	3.25	3.25	3.25	-
		Amps	6.87	6.86	6.85	-	7.85	7.85	7.83	-	8.95	8.94	8.93	-	10.14	10.13	10.11	-	11.46	11.46	11.44	-	13.02	13.01	13.00	-
	Hi PR	254	255	257	-	295	296	298	-	337	338	340	-	383	384	386	-	432	433	435	-	484	486	487	-	
	Lo PR	126	127	131	-	134	135	138	-	140	142	145	-	146	148	151	-	152	153	157	-	159	160	164	-	
	MBh	28.2	28.6	29.5	-	28.0	28.4	29.2	-	27.3	27.7	28.5	-	26.0	26.4	27.2	-	24.5	24.9	25.7	-	23.1	23.5	24.3	-	
	S/T	0.70	0.62	0.48	-	0.71	0.63	0.49	-	1.00	0.65	0.51	-	1.00	0.67	0.53	-	1.00	0.70	0.56	-	1.00	1.00	0.61	-	
	ΔT	17.50	15.79	12.59	-	17.46	15.74	12.54	-	17.70	15.98	12.78	-	17.44	15.73	12.52	-	17.21	15.50	12.30	-	18.28	16.57	13.37	-	
kW	1.86	1.86	1.85	-	2.09	2.08	2.08	-	2.34	2.34	2.33	-	2.61	2.61	2.61	-	2.92	2.91	2.91	-	3.27	3.27	3.27	-		
Amps	6.97	6.96	6.94	-	7.95	7.94	7.93	-	9.05	9.04	9.02	-	10.24	10.23	10.21	-	11.56	11.55	11.54	-	13.12	13.11	13.09	-		
Hi PR	258	259	261	-	299	300	302	-	341	342	344	-	387	388	390	-	436	437	439	-	488	489	491	-		
Lo PR	129	131	134	-	137	138	142	-	144	145	148	-	149	151	154	-	155	157	160	-	162	164	167	-		
MBh	28.9	29.3	30.1	-	28.6	29.0	29.8	-	27.9	28.3	29.1	-	26.6	27.0	27.9	-	25.1	25.5	26.3	-	23.7	24.1	24.9	-		
S/T	0.74	0.66	0.52	-	0.75	0.67	0.53	-	1.00	0.70	0.55	-	1.00	0.72	0.57	-	1.00	0.74	0.60	-	1.00	1.00	0.65	-		
ΔT	16.34	14.63	11.42	-	16.29	14.58	11.38	-	16.54	14.82	11.62	-	16.28	14.56	11.36	-	16.05	14.33	11.13	-	17.12	15.41	12.20	-		
kW	1.87	1.87	1.87	-	2.10	2.10	2.09	-	2.35	2.35	2.35	-	2.62	2.62	2.62	-	2.93	2.93	2.92	-	3.29	3.29	3.28	-		
Amps	7.03	7.02	7.00	-	8.01	8.00	7.98	-	9.11	9.10	9.08	-	10.29	10.29	10.27	-	11.62	11.61	11.59	-	13.18	13.17	13.15	-		
Hi PR	261	262	264	-	302	303	305	-	344	345	347	-	390	391	393	-	439	440	442	-	491	492	494	-		
Lo PR	132	134	137	-	140	141	145	-	147	148	151	-	152	154	157	-	158	159	163	-	165	167	170	-		

75	800	MBh	27.7	28.0	28.9	30.2	27.4	27.8	28.6	29.9	26.7	27.1	27.9	29.2	25.4	25.8	26.7	27.9	23.9	24.3	25.1	26.4	22.5	22.9	23.7	25.0
		S/T	0.70	0.62	0.48	0.3	1.00	0.63	0.49	0.3	1.00	0.66	0.51	0.4	1.00	0.68	0.53	0.4	1.00	0.70	0.56	0.4	1.00	1.00	0.61	0.5
		ΔT	23.26	21.55	18.35	15.0	23.22	21.50	18.30	15.0	23.46	21.74	18.54	15.2	23.20	21.49	18.28	15.0	22.97	21.26	18.05	14.7	24.04	22.33	19.13	15.8
		kW	1.84	1.83	1.83	1.8	2.06	2.06	2.06	2.1	2.31	2.31	2.31	2.3	2.59	2.59	2.58	2.6	2.89	2.89	2.89	2.9	3.25	3.25	3.24	3.3
		Amps	6.86	6.86	6.84	6.9	7.85	7.84	7.82	7.9	8.94	8.94	8.92	9.0	10.13	10.12	10.11	10.2	11.46	11.45	11.43	11.5	13.01	13.01	12.99	13.1
	Hi PR	255	256	258	262.0	295	296	298	302.4	337	338	340	344.8	383	384	386	390.4	432	433	435	439.5	485	486	488	492.0	
	Lo PR	126	128	131	136.2	134	135	138	143.9	140	142	145	150.7	146	148	151	156.4	152	153	157	162.1	159	160	164	169.1	
	MBh	28.3	28.7	29.5	30.8	28.0	28.4	29.2	30.5	27.3	27.7	28.5	29.8	26.0	26.4	27.3	28.5	24.5	24.9	25.7	27.0	23.1	23.5	24.3	25.6	
	S/T	0.84	0.76	0.61	0.5	1.00	0.76	0.62	0.5	1.00	0.79	0.65	0.5	1.00	0.81	0.67	0.5	1.00	0.81	0.69	0.5	1.00	1.00	0.75	0.6	
	ΔT	21.27	19.56	16.36	13.0	21.23	19.51	16.31	13.0	21.47	19.75	16.55	13.2	21.21	19.50	16.29	13.0	20.98	19.27	16.07	12.7	22.05	20.34	17.14	13.8	
kW	1.86	1.86	1.85	1.9	2.08	2.08	2.08	2.1	2.34	2.33	2.33	2.3	2.61	2.61	2.60	2.6	2.91	2.91	2.91	2.9	3.27	3.27	3.27	3.3		
Amps	6.96	6.95	6.94	7.0	7.95	7.94	7.92	8.0	9.04	9.03	9.02	9.1	10.23	10.22	10.20	10.3	11.56	11.55	11.53	11.6	13.11	13.10	13.09	13.2		
Hi PR	259	260	261	266.0	299	300	302	306.4	341	342	344	348.7	387	388	390	394.3	436	437	439	443.5	489	490	492	496.0		
Lo PR	129	131	134	139.4	137	138	142	147.1	144	145	149	153.9	149	151	154	159.7	155	157	160	165.3	162	164	167	172.3		
MBh	28.9	29.3	30.1	31.4	28.6	29.0	29.9	31.1	27.9	28.3	29.1	30.4	26.7	27.0	27.9	29.1	25.1	25.5	26.3	27.6	23.7	24.1	24.9	26.2		
S/T	0.88	0.80	0.66	0.5	1.00	0.81	0.66	0.5	1.00	0.83	0.69	0.5	1.00	0.85	0.71	0.6	1.00	0.85	0.73	0.6	1.00	1.00	0.79	0.6		
ΔT	20.11	18.40	15.19	11.9	20.06	18.35	15.15	11.8	20.31	18.59	15.39	12.1	20.05	18.33	15.13	11.8	19.82	18.10	14.90	11.6	20.89	19.18	15.97	12.7		
kW	1.87	1.87	1.87	1.9	2.10	2.10	2.09	2.1	2.35	2.35	2.34	2.4	2.62	2.62	2.62	2.6	2.93	2.93	2.92	2.9	3.29	3.28	3.28	3.3		
Amps	7.02	7.01	6.99	7.1	8.00	7.99	7.98	8.1	9.10	9.09	9.07	9.1	10.29	10.28	10.26	10.3	11.61	11.61	11.59	11.7	13.17	13.16	13.14	13.2		
Hi PR	261	263	264	268.9	302	303	305	309.3	344	345	347	351.6	390	391	393	397.2	439	440	442	446.4	491	493	494	498.9		
Lo PR	132	134	137	142.3	140	141	145	150.0	147	148	151	156.8	152	154	157	162.6	158	160	163	168.2	165	167	170	175.2		

Shaded area reflects ACCA (TVA) conditions

IDB: Entering Indoor Dry Bulb Temperature
High & low pressures are measured at the liquid & suction access fittings.

kW = Total system power
Amps = outdoor unit amps (comp.+ fans)

EXPANDED COOLING DATA — GPHM33031 (CONT.)

IDB	AIRFLOW	OUTDOOR AMBIENT TEMPERATURE																								
		65°F				75°F				85°F				95°F				105°F				115°F				
		59	63	67	71	59	63	67	71	59	63	67	71	59	63	67	71	59	63	67	71	59	63	67	71	
80	MBh	27.8	28.2	29.0	30.3	27.5	27.9	28.8	30.0	26.8	27.2	28.0	29.3	25.6	26.0	26.8	28.1	24.0	24.4	25.3	26.5	22.6	23.0	23.9	25.1	
		1.00	0.76	0.61	0.5	1.00	0.76	0.62	0.5	1.00	0.79	0.65	0.5	1.00	1.00	0.67	0.5	1.00	1.00	0.69	0.5	1.00	1.00	0.74	0.6	
	S/T	27.06	25.35	22.14	18.8	27.01	25.30	22.10	18.8	27.25	25.54	22.34	19.0	27.00	25.28	22.08	18.8	26.77	25.05	21.85	18.5	27.84	26.13	22.92	19.6	
		ΔT	1.84	1.84	1.83	1.8	2.06	2.06	2.06	2.1	2.32	2.31	2.31	2.3	2.59	2.59	2.58	2.6	2.89	2.89	2.89	2.9	3.25	3.25	3.25	3.3
	kW	6.87	6.86	6.85	6.9	7.85	7.84	7.83	7.9	8.95	8.94	8.92	9.0	10.14	10.13	10.11	10.2	11.46	11.46	11.44	11.5	13.02	13.01	12.99	13.1	
		Amps	55	56	58	62.5	296	297	298	302.9	338	339	341	345.2	383	385	386	390.8	433	434	436	440.0	485	486	488	492.5
	Hi-PR	127	128	131	136.7	134	136	139	144.5	141	143	146	151.3	147	148	152	157.0	152	154	157	162.6	159	161	164	169.7	
		Lo-PR	28.4	28.8	29.6	30.9	28.2	28.5	29.4	30.7	27.4	27.8	28.7	29.9	26.2	26.6	27.4	28.7	24.6	25.0	25.9	27.1	23.2	23.6	24.5	25.7
	80	MBh	1.00	0.89	0.75	0.6	1.00	0.90	0.75	0.6	1.00	1.00	0.78	0.6	1.00	1.00	0.80	0.6	1.00	1.00	0.82	0.7	1.00	1.00	1.00	0.7
			ΔT	25.07	23.36	20.15	16.8	25.02	23.31	20.11	16.8	25.26	23.55	20.35	17.0	25.01	23.29	20.09	16.8	24.78	23.06	19.86	16.5	25.85	24.14	20.93
kW		1.86	1.86	1.85	1.9	2.09	2.08	2.08	2.1	2.34	2.34	2.33	2.3	2.61	2.61	2.61	2.6	2.92	2.91	2.91	2.9	3.27	3.27	3.27	3.3	
		Amps	6.97	6.96	6.94	7.0	7.95	7.94	7.93	8.0	9.05	9.04	9.02	9.1	10.23	10.23	10.21	10.3	11.56	11.55	11.54	11.6	13.12	13.11	13.09	13.2
Hi-PR		259	260	262	266.4	299	301	302	306.9	342	343	345	349.2	387	389	390	394.8	437	438	440	444.0	489	490	492	496.4	
		Lo-PR	130	131	135	140.0	137	139	142	147.7	144	146	149	154.5	150	152	155	160.2	156	157	160	165.8	163	164	167	172.9
80		MBh	29.0	29.4	30.3	31.5	28.8	29.2	30.0	31.3	28.0	28.4	29.3	30.5	26.8	27.2	28.0	29.3	25.3	25.7	26.5	27.8	23.9	24.3	25.1	26.4
			S/T	1.00	0.93	0.79	0.6	1.00	0.94	0.80	0.6	1.00	1.00	0.82	0.7	1.00	1.00	0.84	0.7	1.00	1.00	0.87	0.7	1.00	1.00	1.00
		ΔT	23.91	22.19	18.99	15.7	23.86	22.15	18.94	15.6	24.10	22.39	19.18	15.9	23.84	22.13	18.93	15.6	23.61	21.90	18.70	15.4	24.69	22.97	19.77	16.5
			kW	1.87	1.87	1.87	1.9	2.10	2.10	2.09	2.1	2.35	2.35	2.35	2.4	2.62	2.62	2.62	2.6	2.93	2.93	2.92	2.9	3.29	3.29	3.28
	Amps	7.02	7.02	7.00	7.1	8.01	8.00	7.98	8.1	9.10	9.10	9.08	9.2	10.29	10.28	10.27	10.3	11.62	11.61	11.59	11.7	13.17	13.17	13.15	13.2	
		Hi-PR	262	263	265	269.3	302	303	305	309.7	345	346	348	352.1	390	391	393	397.7	439	441	442	446.9	492	493	495	499.3
	Lo-PR	133	134	137	142.9	140	142	145	150.6	147	149	152	157.4	153	154	158	163.1	159	160	163	168.7	166	167	170	175.8	

80	MBh	28.3	28.7	29.5	30.8	28.0	28.4	29.2	30.5	27.3	27.7	28.5	29.8	26.0	26.4	27.3	28.5	24.5	24.9	25.7	27.0	23.1	23.5	24.3	25.6	
		S/T	1.00	0.86	0.72	0.6	1.00	1.00	0.73	0.6	1.00	1.00	0.75	0.6	1.00	1.00	0.77	0.6	1.00	1.00	1.00	0.6	1.00	1.00	1.00	0.7
	ΔT	30.43	28.71	25.51	22.2	30.38	28.66	25.46	22.1	30.62	28.91	25.70	22.4	30.36	28.65	25.45	22.1	30.13	28.42	25.22	21.9	31.21	29.49	26.29	23.0	
		kW	1.84	1.84	1.84	1.9	2.07	2.07	2.06	2.1	2.32	2.32	2.31	2.3	2.59	2.59	2.59	2.6	2.90	2.90	2.89	2.9	3.26	3.25	3.25	3.3
	Amps	6.89	6.88	6.86	6.9	7.87	7.86	7.85	7.9	8.97	8.96	8.94	9.0	10.16	10.15	10.13	10.2	11.48	11.47	11.46	11.5	13.04	13.03	13.01	13.1	
		Hi-PR	256	257	259	263.7	297	298	300	304.1	339	340	342	346.4	385	386	388	392.0	434	435	437	441.2	486	487	489	493.7
	Lo-PR	128	130	133	138.6	136	138	141	146.4	143	145	148	153.2	149	150	153	158.9	154	156	159	164.5	161	163	166	171.6	
		MBh	28.9	29.3	30.1	31.4	28.6	29.0	29.8	31.1	27.9	28.3	29.1	30.4	26.6	27.0	27.9	29.1	25.1	25.5	26.3	27.6	23.7	24.1	24.9	26.2
	85	MBh	1.00	1.00	0.85	0.7	1.00	1.00	0.86	0.7	1.00	1.00	0.89	0.7	1.00	1.00	0.91	0.8	1.00	1.00	1.00	0.8	1.00	1.00	1.00	0.8
			ΔT	28.44	26.72	23.52	20.2	28.39	26.68	23.47	20.2	28.63	26.92	23.71	20.4	28.37	26.66	23.46	20.1	28.14	26.43	23.23	19.9	29.22	27.50	24.30
kW		1.86	1.86	1.86	1.9	2.09	2.09	2.08	2.1	2.34	2.34	2.34	2.4	2.62	2.61	2.61	2.6	2.92	2.92	2.91	2.9	3.28	3.28	3.27	3.3	
		Amps	6.99	6.98	6.96	7.0	7.97	7.96	7.94	8.0	9.07	9.06	9.04	9.1	10.25	10.25	10.23	10.3	11.58	11.57	11.56	11.6	13.14	13.13	13.11	13.2
Hi-PR		260	261	263	267.6	301	302	304	308.1	343	344	346	350.4	389	390	392	396.0	438	439	441	445.2	490	491	493	497.6	
		Lo-PR	132	133	136	141.9	139	141	144	149.6	146	148	151	156.4	152	153	157	162.1	158	159	162	167.8	165	166	169	174.8
85		MBh	29.5	29.9	30.7	32.0	29.2	29.6	30.5	31.7	28.5	28.9	29.7	31.0	27.3	27.7	28.5	29.8	25.7	26.1	27.0	28.2	24.3	24.7	25.6	26.8
			S/T	1.00	1.00	0.90	0.7	1.00	1.00	0.90	0.8	1.00	1.00	0.93	0.8	1.00	1.00	1.00	0.8	1.00	1.00	1.00	0.8	1.00	1.00	1.00
		ΔT	27.27	25.56	22.36	19.0	27.23	25.51	22.31	19.0	27.47	25.75	22.55	19.2	27.21	25.49	22.29	19.0	26.98	25.26	22.06	18.7	28.05	26.34	23.14	19.8
			kW	1.88	1.88	1.87	1.9	2.10	2.10	2.10	2.1	2.36	2.35	2.35	2.4	2.63	2.63	2.62	2.6	2.93	2.93	2.93	2.9	3.29	3.29	3.29
	Amps	7.04	7.04	7.02	7.1	8.03	8.02	8.00	8.1	9.12	9.12	9.10	9.2	10.31	10.30	10.29	10.4	11.64	11.63	11.61	11.7	13.19	13.19	13.17	13.2	
		Hi-PR	263	264	266	270.5	304	305	306	311.0	346	347	349	353.3	392	393	394	398.9	441	442	444	448.1	493	494	496	500.5
	Lo-PR	135	136	139	144.8	142	144	147	152.5	149	151	154	159.3	155	156	160	165.0	160	162	165	170.7	167	169	172	177.7	

IDB: Entering Indoor Dry Bulb Temperature
 High & low pressures are measured at the liquid & suction access fittings.
 Shaded area reflects AHRI (TVA) conditions
 kW = Total system power
 Amps = outdoor unit amps (comp. + fans)

EXPANDED COOLING DATA — GPHM33631

IDB	AIRFLOW	OUTDOOR AMBIENT TEMPERATURE																								
		65°F				75°F				85°F				95°F				105°F				115°F				
		59	63	67	71	59	63	67	71	59	63	67	71	59	63	67	71	59	63	67	71	59	63	67	71	
70	900	MBh	33.7	34.2	35.2	-	33.4	33.9	34.9	-	32.5	33.0	34.0	-	31.0	31.5	32.5	-	29.1	29.6	30.6	-	27.4	27.9	28.9	-
		S/T	0.55	0.47	0.33	-	0.56	0.48	0.34	-	0.58	0.50	0.37	-	0.60	0.52	0.39	-	1.00	0.55	0.41	-	1.00	0.60	0.46	-
	ΔT	19.47	17.76	14.55	-	19.42	17.71	14.51	-	19.66	17.95	14.75	-	19.41	17.69	14.49	-	19.18	17.46	14.26	-	20.25	18.54	15.33	-	
	kW	2.23	2.22	2.22	-	2.51	2.50	2.50	-	2.82	2.82	2.81	-	3.16	3.15	3.15	-	3.53	3.53	3.53	-	3.98	3.97	3.97	-	
	Amps	8.26	8.25	8.23	-	9.47	9.46	9.44	-	10.83	10.82	10.80	-	12.30	12.29	12.27	-	13.94	13.93	13.91	-	15.87	15.86	15.84	-	
	Hi PR	267	268	270	-	310	311	313	-	354	355	357	-	402	403	405	-	454	455	457	-	509	510	512	-	
	Lo PR	123	125	128	-	131	132	136	-	137	139	142	-	143	145	148	-	149	150	153	-	155	157	160	-	
	1150	MBh	34.4	34.9	35.9	-	34.1	34.6	35.6	-	33.2	33.7	34.7	-	31.7	32.2	33.2	-	29.8	30.3	31.3	-	28.1	28.6	29.6	-
		S/T	0.68	0.60	0.46	-	0.68	0.60	0.47	-	0.71	0.63	0.49	-	1.00	0.65	0.51	-	1.00	0.67	0.53	-	1.00	0.72	0.59	-
	ΔT	17.50	15.79	12.59	-	17.46	15.74	12.54	-	17.70	15.98	12.78	-	17.44	15.73	12.52	-	17.21	15.50	12.30	-	18.28	16.57	13.37	-	
kW	2.25	2.25	2.25	-	2.53	2.53	2.53	-	2.85	2.84	2.84	-	3.18	3.18	3.18	-	3.56	3.56	3.55	-	4.00	4.00	4.00	-		
Amps	8.38	8.37	8.35	-	9.59	9.58	9.56	-	10.95	10.94	10.92	-	12.42	12.41	12.39	-	14.06	14.05	14.03	-	15.99	15.98	15.96	-		
Hi PR	271	273	274	-	314	315	317	-	358	360	361	-	406	407	409	-	458	459	461	-	513	514	516	-		
Lo PR	126	128	131	-	134	135	139	-	141	142	145	-	146	148	151	-	152	153	156	-	159	160	163	-		
1400	MBh	35.4	35.9	36.9	-	35.1	35.6	36.6	-	34.2	34.7	35.7	-	32.7	33.2	34.2	-	30.8	31.3	32.3	-	29.1	29.6	30.6	-	
	S/T	0.72	0.64	0.51	-	0.73	0.65	0.51	-	1.00	0.67	0.54	-	1.00	0.69	0.56	-	1.00	0.72	0.58	-	1.00	1.00	0.63	-	
ΔT	16.05	14.34	11.14	-	16.01	14.29	11.09	-	16.25	14.53	11.33	-	15.99	14.28	11.07	-	15.76	14.05	10.84	-	16.83	15.12	11.92	-		
kW	2.27	2.27	2.27	-	2.55	2.55	2.55	-	2.87	2.86	2.86	-	3.20	3.20	3.20	-	3.58	3.58	3.57	-	4.02	4.02	4.02	-		
Amps	8.46	8.45	8.43	-	9.68	9.67	9.65	-	11.04	11.03	11.01	-	12.51	12.50	12.48	-	14.15	14.14	14.12	-	16.08	16.07	16.05	-		
Hi PR	275	276	278	-	318	319	321	-	362	363	365	-	410	411	413	-	462	463	465	-	517	518	520	-		
Lo PR	130	132	135	-	138	139	142	-	144	146	149	-	150	151	155	-	155	157	160	-	162	164	167	-		

75	900	MBh	33.7	34.2	35.2	36.8	33.4	33.9	34.9	36.5	32.5	33.0	34.0	35.6	31.0	31.5	32.5	34.0	29.1	29.6	30.6	32.2	27.4	27.9	28.9	30.5
		S/T	0.68	0.60	0.46	0.3	0.69	0.61	0.47	0.3	1.00	0.63	0.50	0.4	1.00	0.65	0.52	0.4	1.00	0.68	0.54	0.4	1.00	1.00	0.59	0.4
	ΔT	23.24	21.53	18.32	15.0	23.19	21.48	18.28	15.0	23.43	21.72	18.52	15.2	23.18	21.46	18.26	14.9	22.95	21.23	18.03	14.7	24.02	22.31	19.10	15.8	
	kW	2.22	2.22	2.22	2.2	2.50	2.50	2.50	2.5	2.82	2.81	2.81	2.8	3.15	3.15	3.15	3.2	3.53	3.53	3.52	3.5	3.97	3.97	3.97	4.0	
	Amps	8.25	8.24	8.22	8.3	9.46	9.45	9.43	9.5	10.82	10.81	10.79	10.9	12.29	12.28	12.26	12.4	13.93	13.92	13.90	14.0	15.86	15.85	15.83	15.9	
	Hi PR	268	269	271	275.3	310	311	313	317.7	354	356	358	362.2	402	404	405	410.1	454	455	457	461.8	509	510	512	516.9	
	Lo PR	123	125	128	133.3	131	132	136	140.8	137	139	142	147.5	143	145	148	153.1	149	150	153	158.6	155	157	160	165.5	
	1150	MBh	34.4	34.9	35.9	37.5	34.1	34.6	35.6	37.2	33.3	33.7	34.8	36.3	31.7	32.2	33.2	34.8	29.9	30.3	31.4	32.9	28.2	28.6	29.7	31.2
		S/T	0.81	0.73	0.59	0.4	1.00	0.74	0.60	0.5	1.00	0.76	0.62	0.5	1.00	0.78	0.64	0.5	1.00	0.80	0.67	0.5	1.00	1.00	0.72	0.6
	ΔT	21.27	19.56	16.36	13.0	21.23	19.51	16.31	13.0	21.47	19.75	16.55	13.2	21.21	19.50	16.29	13.0	20.98	19.27	16.07	12.7	22.05	20.34	17.14	13.8	
kW	2.25	2.25	2.24	2.3	2.53	2.53	2.52	2.5	2.84	2.84	2.84	2.9	3.18	3.18	3.17	3.2	3.56	3.56	3.55	3.6	4.00	4.00	4.00	4.0		
Amps	8.37	8.36	8.34	8.4	9.58	9.57	9.55	9.6	10.94	10.93	10.91	11.0	12.41	12.40	12.38	12.5	14.05	14.04	14.02	14.1	15.98	15.97	15.95	16.0		
Hi PR	272	273	275	279.4	314	315	317	321.9	359	360	362	366.3	406	408	410	414.2	458	459	461	465.9	513	514	516	521.0		
Lo PR	126	128	131	136.4	134	135	139	144.0	141	142	145	150.6	146	148	151	156.2	152	153	156	161.7	159	160	163	168.6		
1400	MBh	35.4	35.9	36.9	38.5	35.1	35.6	36.6	38.2	34.3	34.7	35.8	37.3	32.7	33.2	34.2	35.8	30.9	31.3	32.4	33.9	29.2	29.6	30.7	32.2	
	S/T	0.85	0.77	0.64	0.5	1.00	0.78	0.64	0.5	1.00	0.81	0.67	0.5	1.00	0.83	0.69	0.5	1.00	1.00	0.71	0.6	1.00	1.00	0.76	0.6	
ΔT	19.82	18.11	14.91	11.6	19.78	18.06	14.86	11.5	20.02	18.30	15.10	11.8	19.76	18.05	14.84	11.5	19.53	17.82	14.61	11.3	20.60	18.89	15.69	12.4		
kW	2.27	2.27	2.26	2.3	2.55	2.55	2.54	2.6	2.86	2.86	2.86	2.9	3.20	3.20	3.19	3.2	3.58	3.58	3.57	3.6	4.02	4.02	4.02	4.0		
Amps	8.46	8.45	8.43	8.5	9.67	9.66	9.64	9.7	11.03	11.02	11.00	11.1	12.50	12.49	12.47	12.6	14.14	14.13	14.11	14.2	16.07	16.06	16.04	16.1		
Hi PR	276	277	279	283.3	318	319	321	325.7	362	364	366	370.2	410	412	413	418.1	462	463	465	469.8	517	518	520	524.9		
Lo PR	130	132	135	140.1	138	139	142	147.7	144	146	149	154.3	150	151	155	159.9	155	157	160	165.4	162	164	167	172.3		

IDB: Entering Indoor Dry Bulb Temperature
 High & low pressures are measured at the liquid & suction access fittings.
 Shaded area reflects ACCA (TVA) conditions
 kW = Total system power
 Amps = outdoor unit amps (comp. + fans)

EXPANDED COOLING DATA — GPHM33631 (CONT.)

IDB	AIRFLOW	OUTDOOR AMBIENT TEMPERATURE																								
		65°F				75°F				85°F				95°F				105°F				115°F				
		59	63	67	71	59	63	67	71	59	63	67	71	59	63	67	71	59	63	67	71	59	63	67	71	
80	900	MBh	33.9	34.4	35.4	36.9	33.6	34.1	35.1	36.6	32.7	33.2	34.2	35.7	31.2	31.7	32.7	34.2	29.3	29.8	30.8	32.4	27.6	28.1	29.1	30.7
		S/T	1.00	0.73	0.59	0.4	1.00	0.74	0.60	0.5	1.00	0.76	0.62	0.5	1.00	0.78	0.64	0.5	1.00	1.00	1.00	0.67	0.5	1.00	1.00	0.72
	ΔT	27.04	25.32	22.12	18.8	26.99	25.27	22.07	18.8	27.23	25.52	22.31	19.0	26.97	25.26	22.06	18.7	26.74	25.03	21.83	18.5	26.74	25.03	21.83	18.5	26.74
	kW	2.23	2.22	2.22	2.2	2.51	2.50	2.50	2.5	2.82	2.82	2.81	2.8	3.16	3.15	3.15	3.2	3.53	3.53	3.53	3.5	3.98	3.98	3.97	4.0	4.0
	Amps	8.25	8.24	8.22	8.3	9.47	9.46	9.44	9.5	10.83	10.82	10.80	10.9	12.30	12.29	12.27	12.4	13.94	13.93	13.91	14.0	15.87	15.86	15.84	15.9	15.9
	Hi-PR	268	269	271	275.8	310	312	314	318.2	355	356	358	362.7	403	404	406	410.6	455	456	458	462.3	510	511	513	517.4	517.4
	Lo-PR	124	125	129	133.8	131	133	136	141.4	138	140	143	148.0	144	145	148	153.6	149	151	154	159.1	156	158	161	166.0	166.0
	MBh	34.6	35.1	36.1	37.7	34.3	34.8	35.8	37.4	33.4	33.9	34.9	36.5	31.9	32.4	33.4	35.0	30.0	30.5	31.5	33.1	28.3	28.8	29.8	31.4	31.4
	S/T	1.00	0.86	0.72	0.6	1.00	0.86	0.73	0.6	1.00	0.89	0.75	0.6	1.00	1.00	0.77	0.6	1.00	1.00	0.79	0.6	1.00	1.00	0.84	0.7	0.7
	ΔT	25.07	23.36	20.15	16.8	25.02	23.31	20.11	16.8	25.26	23.55	20.35	17.0	25.01	23.29	20.09	16.8	24.78	23.06	19.86	16.5	25.85	24.14	20.93	17.6	17.6
kW	2.25	2.25	2.25	2.3	2.53	2.53	2.53	2.5	2.85	2.84	2.84	2.9	3.18	3.18	3.18	3.2	3.56	3.56	3.55	3.6	4.00	4.00	4.00	4.0	4.0	
Amps	8.37	8.36	8.34	8.4	9.59	9.58	9.56	9.7	10.95	10.94	10.92	11.0	12.42	12.41	12.39	12.5	14.06	14.05	14.03	14.1	15.99	15.98	15.96	16.0	16.0	
Hi-PR	272	273	275	279.9	315	316	318	322.4	359	360	362	366.8	407	408	410	414.7	459	460	462	466.4	514	515	517	521.5	521.5	
Lo-PR	127	128	132	136.9	134	136	139	144.5	141	143	146	151.1	147	148	151	156.8	152	154	157	162.3	159	161	164	169.1	169.1	
MBh	35.6	36.1	37.1	38.7	35.3	35.8	36.8	38.4	34.4	34.9	35.9	37.5	32.9	33.4	34.4	36.0	31.0	31.5	32.5	34.1	29.3	29.8	30.8	32.4	32.4	
S/T	1.00	0.90	0.76	0.6	1.00	0.91	0.77	0.6	1.00	1.00	0.80	0.7	1.00	1.00	0.82	0.7	1.00	1.00	0.84	0.7	1.00	1.00	1.00	0.7	0.7	
ΔT	23.62	21.91	18.70	15.4	23.57	21.86	18.66	15.3	23.81	22.10	18.90	15.6	23.56	21.84	18.64	15.3	23.33	21.61	18.41	15.1	24.40	22.69	19.48	16.2	16.2	
kW	2.27	2.27	2.27	2.3	2.55	2.55	2.55	2.6	2.87	2.86	2.86	2.9	3.20	3.20	3.20	3.2	3.58	3.58	3.57	3.6	4.02	4.02	4.02	4.0	4.0	
Amps	8.46	8.45	8.43	8.5	9.68	9.67	9.65	9.7	11.04	11.03	11.01	11.1	12.51	12.50	12.48	12.6	14.15	14.14	14.12	14.2	16.07	16.06	16.04	16.1	16.1	
Hi-PR	276	277	279	283.8	318	320	322	326.2	363	364	366	370.7	411	412	414	418.6	463	464	466	470.3	518	519	521	525.4	525.4	
Lo-PR	131	132	135	140.6	138	140	143	148.2	145	146	150	154.8	150	152	155	160.5	156	157	161	166.0	163	164	168	172.9	172.9	

85	900	MBh	34.5	34.9	36.0	37.5	34.2	34.6	35.7	37.2	33.3	33.8	34.8	36.3	31.7	32.2	33.2	34.8	29.9	30.4	31.4	32.9	28.2	28.7	29.7	31.2
		S/T	1.00	0.83	0.69	0.5	1.00	0.84	0.70	0.6	1.00	1.00	0.73	0.6	1.00	1.00	0.75	0.6	1.00	1.00	0.77	0.6	1.00	1.00	1.00	0.7
	ΔT	30.40	28.69	25.49	22.2	30.36	28.64	25.44	22.1	30.60	28.88	25.68	22.4	30.34	28.62	25.42	22.1	30.11	28.39	25.19	21.9	31.18	29.47	26.27	22.9	22.9
	kW	2.23	2.23	2.22	2.2	2.51	2.51	2.50	2.5	2.82	2.82	2.82	2.8	3.16	3.16	3.15	3.2	3.54	3.54	3.53	3.6	3.98	3.98	3.97	4.0	4.0
	Amps	8.28	8.27	8.25	8.3	9.49	9.48	9.46	9.6	10.85	10.84	10.82	10.9	12.32	12.31	12.29	12.4	13.96	13.95	13.93	14.0	15.89	15.88	15.86	16.0	16.0
	Hi-PR	269	270	272	277.0	312	313	315	319.5	356	357	359	364.0	404	405	407	411.9	456	457	459	463.5	511	512	514	518.7	518.7
	Lo-PR	126	127	130	135.7	133	135	138	143.2	140	141	145	149.9	145	147	150	155.5	151	153	156	161.0	158	159	163	167.9	167.9
	MBh	35.2	35.7	36.7	38.2	34.9	35.4	36.4	37.9	34.0	34.5	35.5	37.0	32.5	33.0	34.0	35.5	30.6	31.1	32.1	33.7	28.9	29.4	30.4	32.0	32.0
	S/T	1.00	0.96	0.82	0.7	1.00	1.00	0.83	0.7	1.00	1.00	0.85	0.7	1.00	1.00	0.87	0.7	1.00	1.00	1.00	0.8	1.00	1.00	1.00	0.8	0.8
	ΔT	28.44	26.72	23.52	20.2	28.39	26.68	23.47	20.2	28.63	26.92	23.71	20.4	28.37	26.66	23.46	20.1	28.14	26.43	23.23	19.9	29.22	27.50	24.30	21.0	21.0
kW	2.26	2.26	2.25	2.3	2.54	2.54	2.53	2.6	2.85	2.85	2.84	2.9	3.19	3.19	3.18	3.2	3.57	3.56	3.56	3.6	4.01	4.01	4.00	4.0	4.0	
Amps	8.40	8.39	8.37	8.5	9.61	9.60	9.58	9.7	10.97	10.96	10.94	11.0	12.44	12.43	12.41	12.5	14.08	14.07	14.05	14.1	16.01	16.00	15.98	16.1	16.1	
Hi-PR	273	275	276	281.2	316	317	319	323.6	360	362	363	368.1	408	409	411	416.0	460	461	463	467.7	515	516	518	522.8	522.8	
Lo-PR	129	130	133	138.8	136	138	141	146.4	143	145	148	153.0	149	150	153	158.6	154	156	159	164.1	161	163	166	171.0	171.0	
MBh	36.2	36.7	37.7	39.2	35.9	36.4	37.4	38.9	35.0	35.5	36.5	38.1	33.5	34.0	35.0	36.5	31.6	32.1	33.1	34.7	29.9	30.4	31.4	33.0	33.0	
S/T	1.00	1.00	1.00	0.87	0.7	1.00	1.00	0.87	0.7	1.00	1.00	0.90	0.8	1.00	1.00	0.92	0.8	1.00	1.00	1.00	0.8	1.00	1.00	1.00	0.8	0.8
ΔT	26.99	25.27	22.07	18.8	26.94	25.22	22.02	18.7	27.18	25.47	22.26	18.9	26.92	25.21	22.01	18.7	26.69	24.98	21.78	18.5	27.77	26.05	22.85	19.5	19.5	
kW	2.28	2.28	2.27	2.3	2.56	2.56	2.55	2.6	2.87	2.87	2.86	2.9	3.21	3.21	3.20	3.2	3.59	3.58	3.58	3.6	4.03	4.03	4.02	4.0	4.0	
Amps	8.49	8.48	8.45	8.5	9.70	9.69	9.67	9.8	11.06	11.05	11.03	11.1	12.53	12.52	12.50	12.6	14.17	14.16	14.14	14.2	16.10	16.09	16.07	16.2	16.2	
Hi-PR	277	278	280	285.0	320	321	323	327.5	364	365	367	372.0	412	413	415	419.9	464	465	467	471.5	519	520	522	526.7	526.7	
Lo-PR	132	134	137	142.5	140	142	145	150.1	147	148	151	156.7	152	154	157	162.3	158	159	163	167.8	165	166	169	174.7	174.7	

IDB: Entering Indoor Dry Bulb Temperature
 High & low pressures are measured at the liquid & suction access fittings.
 Shaded area reflects AHRI (TVA) conditions
 kW = Total system power
 Amps = outdoor unit amps (comp. + fans)

EXPANDED COOLING DATA — GPHM34231

IDB		OUTDOOR AMBIENT TEMPERATURE																													
		65°F					75°F					85°F					95°F					105°F					115°F				
		59	63	67	71		59	63	67	71		59	63	67	71		59	63	67	71		59	63	67	71		59	63	67	71	
70	1000	MBh	39.4	40.0	41.2	-	39.1	39.6	40.8	-	38.0	38.6	39.8	-	36.2	36.8	38.0	-	34.1	34.6	35.8	-	32.1	32.6	33.8	-					
		S/T	0.55	0.47	0.34	-	0.55	0.48	0.35	-	0.60	0.50	0.37	-	0.60	0.52	0.39	-	1.00	0.54	0.41	-	1.00	0.60	0.46	-					
		ΔT	19.28	17.57	14.37	-	19.24	17.52	14.32	-	19.48	17.76	14.56	-	19.22	17.50	14.30	-	18.99	17.27	14.07	-	20.06	18.35	15.15	-					
		kW	2.60	2.59	2.59	-	2.92	2.92	2.92	-	3.29	3.29	3.28	-	3.69	3.69	3.68	-	4.13	4.13	4.12	-	4.65	4.65	4.64	-					
		Amps	9.88	9.86	9.84	-	11.30	11.29	11.27	-	12.90	12.89	12.86	-	14.62	14.61	14.59	-	16.55	16.54	16.51	-	18.81	18.80	18.78	-					
	Hi PR	258	260	261	-	299	301	302	-	342	344	345	-	389	390	392	-	439	440	442	-	492	493	495	-						
	Lo PR	122	124	127	-	130	131	134	-	136	138	141	-	142	143	146	-	147	149	152	-	154	155	159	-						
	MBh	40.2	40.8	41.9	-	39.8	40.4	41.6	-	38.8	39.4	40.6	-	37.0	37.6	38.8	-	34.8	35.4	36.6	-	32.9	33.4	34.6	-						
	S/T	0.66	0.58	0.45	-	0.66	0.59	0.45	-	0.69	0.61	0.48	-	1.00	0.63	0.50	-	1.00	0.65	0.52	-	1.00	0.71	0.57	-						
	ΔT	17.50	15.79	12.59	-	17.46	15.74	12.54	-	17.70	15.98	12.78	-	17.44	15.73	12.52	-	17.21	15.50	12.30	-	18.28	16.57	13.37	-						
kW	2.63	2.62	2.62	-	2.95	2.95	2.95	-	3.32	3.32	3.31	-	3.72	3.71	3.71	-	4.16	4.16	4.15	-	4.68	4.68	4.67	-							
Amps	10.00	9.99	9.97	-	11.43	11.42	11.40	-	13.02	13.01	12.99	-	14.75	14.74	14.71	-	16.68	16.67	16.64	-	18.94	18.93	18.90	-							
Hi PR	262	263	265	-	303	304	306	-	346	347	349	-	392	393	395	-	442	443	445	-	495	497	498	-							
Lo PR	125	126	130	-	132	134	137	-	139	140	144	-	144	146	149	-	150	151	155	-	157	158	161	-							
MBh	41.3	41.8	43.0	-	40.9	41.5	42.7	-	39.9	40.4	41.6	-	38.1	38.6	39.8	-	35.9	36.5	37.7	-	33.9	34.5	35.7	-							
S/T	0.70	0.63	0.49	-	0.71	0.63	0.50	-	0.73	0.66	0.52	-	1.00	0.68	0.54	-	1.00	0.70	0.56	-	1.00	0.75	0.61	-							
ΔT	16.16	14.45	11.24	-	16.11	14.40	11.20	-	16.35	14.64	11.44	-	16.10	14.38	11.18	-	15.87	14.15	10.95	-	16.94	15.23	12.02	-							
kW	2.65	2.65	2.64	-	2.98	2.97	2.97	-	3.34	3.34	3.33	-	3.74	3.74	3.73	-	4.18	4.18	4.17	-	4.70	4.70	4.69	-							
Amps	10.10	10.09	10.06	-	11.53	11.52	11.49	-	13.12	13.11	13.08	-	14.85	14.83	14.81	-	16.77	16.76	16.74	-	19.03	19.02	19.00	-							
Hi PR	266	267	268	-	307	308	309	-	350	351	352	-	396	397	399	-	446	447	449	-	499	500	502	-							
Lo PR	128	130	133	-	136	137	140	-	142	144	147	-	148	149	152	-	153	155	158	-	160	162	165	-							
75	1000	MBh	39.4	40.0	41.2	43.0	39.1	39.6	40.8	42.6	38.0	38.6	39.8	41.6	36.3	36.8	38.0	39.8	34.1	34.6	35.8	37.6	32.1	32.6	33.8	35.6					
		S/T	0.68	0.60	0.47	0.3	0.68	0.61	0.47	0.3	1.00	0.63	0.50	0.4	1.00	0.65	0.52	0.4	1.00	0.67	0.54	0.4	1.00	1.00	0.59	0.4					
		ΔT	23.05	21.34	18.14	14.8	23.01	21.29	18.09	14.8	23.25	21.53	18.33	15.0	22.99	21.27	18.07	14.8	22.76	21.04	17.84	14.5	23.83	22.12	18.92	15.6					
		kW	2.59	2.59	2.59	2.6	2.92	2.92	2.91	2.9	3.29	3.29	3.28	3.3	3.69	3.68	3.68	3.7	4.13	4.13	4.12	4.1	4.65	4.65	4.64	4.7					
		Amps	9.87	9.85	9.83	9.9	11.29	11.28	11.26	11.4	12.89	12.88	12.85	13.0	14.61	14.60	14.58	14.7	16.54	16.53	16.51	16.6	18.80	18.79	18.77	18.9					
	Hi PR	259	260	262	266.2	300	301	303	307.2	343	344	346	350.1	389	390	392	396.4	439	440	442	446.3	482	483	495	499.5						
	Lo PR	122	124	127	132.0	130	131	134	139.5	136	138	141	146.0	142	143	146	151.6	147	149	152	157.0	154	155	159	163.8						
	MBh	40.2	40.8	42.0	43.8	39.9	40.4	41.6	43.4	38.8	39.4	40.6	42.4	37.0	37.6	38.8	40.6	34.9	35.4	36.6	38.4	32.9	33.4	34.6	36.4						
	S/T	0.79	0.71	0.58	0.4	0.79	0.72	0.58	0.4	1.00	0.74	0.61	0.5	1.00	0.76	0.63	0.5	1.00	0.78	0.65	0.5	1.00	1.00	0.70	0.6						
	ΔT	21.27	19.56	16.36	13.0	21.23	19.51	16.31	13.0	21.47	19.75	16.55	13.2	21.21	19.50	16.29	13.0	20.98	19.27	16.07	12.7	22.05	20.34	17.14	13.8						
kW	2.62	2.62	2.62	2.6	2.95	2.95	2.94	3.0	3.32	3.32	3.31	3.3	3.72	3.71	3.71	3.7	4.16	4.16	4.15	4.2	4.68	4.68	4.67	4.7							
Amps	9.99	9.98	9.96	10.1	11.42	11.41	11.39	11.5	13.02	13.00	12.98	13.1	14.74	14.73	14.71	14.8	16.67	16.66	16.63	16.7	18.93	18.92	18.89	19.0							
Hi PR	262	263	265	269.8	303	304	306	310.8	346	347	349	353.8	393	394	396	400.0	442	444	445	449.9	496	497	499	503.1							
Lo PR	125	126	130	134.8	132	134	137	142.3	139	140	144	148.9	145	146	149	154.4	150	151	155	159.9	157	158	161	166.7							
MBh	41.3	41.8	43.0	44.8	40.9	41.5	42.7	44.5	39.9	40.5	41.6	43.4	38.1	38.7	39.9	41.7	35.9	36.5	37.7	39.5	33.9	34.5	35.7	37.5							
S/T	0.83	0.75	0.62	0.5	1.00	0.76	0.63	0.5	1.00	0.78	0.65	0.5	1.00	0.80	0.67	0.5	1.00	1.00	0.69	0.5	1.00	1.00	0.74	0.6							
ΔT	19.93	18.22	15.01	11.7	19.88	18.17	14.97	11.7	20.12	18.41	15.21	11.9	19.87	18.15	14.95	11.6	19.64	17.92	14.72	11.4	20.71	19.00	15.79	12.5							
kW	2.65	2.64	2.64	2.7	2.97	2.97	2.97	3.0	3.34	3.34	3.33	3.4	3.74	3.73	3.73	3.8	4.18	4.18	4.17	4.2	4.70	4.70	4.69	4.7							
Amps	10.09	10.08	10.05	10.2	11.52	11.51	11.48	11.6	13.11	13.10	13.08	13.2	14.84	14.83	14.80	14.9	16.76	16.75	16.73	16.8	19.03	19.01	18.99	19.1							
Hi PR	266	267	269	273.2	307	308	310	314.3	350	351	353	357.2	396	397	399	403.5	446	447	449	453.4	499	500	502	506.6							
Lo PR	128	130	133	138.2	136	137	140	145.7	142	144	147	152.2	148	149	153	157.8	153	155	158	163.2	160	162	165	170.0							

IDB: Entering Indoor Dry Bulb Temperature
 High & low pressures are measured at the liquid & suction access fittings.
 Shaded area reflects ACCA (TVA) conditions
 kW = Total system power
 Amps = outdoor unit amps (comp.+ fans)

IDB	AIRFLOW	OUTDOOR AMBIENT TEMPERATURE												ENTERING INDOOR WET BULB TEMPERATURE											
		65°F				75°F				85°F				95°F				105°F				115°F			
		59	63	67	71	59	63	67	71	59	63	67	71	59	63	67	71	59	63	67	71	59	63	67	71
80	MBh	39.6	40.2	41.4	43.2	39.3	39.8	41.0	42.8	38.2	38.8	40.0	41.8	36.5	37.0	38.2	40.0	34.3	34.8	36.0	37.8	32.3	32.9	34.0	35.8
	S/T	1.00	0.72	0.59	0.4	1.00	0.73	0.60	0.5	1.00	0.76	0.62	0.5	1.00	0.77	0.64	0.5	1.00	1.00	0.66	0.5	1.00	1.00	0.71	0.6
	ΔT	26.85	25.13	21.93	18.6	26.80	25.09	21.88	18.6	27.04	25.33	22.13	18.8	26.78	25.07	21.87	18.6	26.55	24.84	21.64	18.3	27.63	25.91	22.71	19.4
	kW	2.60	2.59	2.59	2.6	2.92	2.92	2.92	2.9	3.29	3.29	3.28	3.3	3.69	3.69	3.68	3.7	4.13	4.13	4.12	4.1	4.65	4.65	4.64	4.7
	Amps	9.87	9.86	9.84	9.9	11.30	11.29	11.27	11.4	12.90	12.88	12.86	13.0	14.62	14.61	14.59	14.7	16.55	16.54	16.51	16.6	18.81	18.80	18.77	18.9
	Hi-PR	259	260	262	266.6	300	301	303	307.7	343	344	346	350.6	389	391	392	396.9	439	440	442	446.7	492	494	495	500.0
	Lo-PR	123	124	127	132.5	130	132	135	140.0	137	138	141	146.6	142	144	147	152.1	148	149	152	157.6	154	156	159	164.4
	MBh	40.4	41.0	42.2	44.0	40.1	40.6	41.8	43.6	39.0	39.6	40.8	42.6	37.3	37.8	39.0	40.8	35.1	35.6	36.8	38.6	33.1	33.6	34.8	36.6
	S/T	1.00	0.83	0.70	0.6	1.00	0.84	0.71	0.6	1.00	0.86	0.73	0.6	1.00	1.00	0.75	0.6	1.00	1.00	0.77	0.6	1.00	1.00	0.82	0.7
	ΔT	25.07	23.36	20.15	16.8	25.02	23.31	20.11	16.8	25.26	23.55	20.35	17.0	25.01	23.29	20.09	16.8	24.78	23.06	19.86	16.5	25.85	24.14	20.93	17.6
	kW	2.63	2.62	2.62	2.6	2.95	2.95	2.95	3.0	3.32	3.32	3.31	3.3	3.72	3.71	3.71	3.7	4.16	4.16	4.15	4.2	4.68	4.68	4.67	4.7
	Amps	10.00	9.99	9.97	10.1	11.43	11.42	11.39	11.5	13.02	13.01	12.99	13.1	14.75	14.74	14.71	14.8	16.68	16.66	16.64	16.7	18.94	18.93	18.90	19.0
Hi-PR	263	264	266	270.3	304	305	307	311.3	347	348	350	354.2	393	394	396	400.5	443	444	446	450.4	496	497	499	503.6	
Lo-PR	125	127	130	135.4	133	134	138	142.9	140	141	144	149.4	145	147	150	155.0	151	152	155	160.4	157	159	162	167.2	
MBh	41.5	42.0	43.2	45.0	41.1	41.7	42.9	44.7	40.1	40.7	41.8	43.7	38.3	38.9	40.1	41.9	36.1	36.7	37.9	39.7	34.1	34.7	35.9	37.7	
S/T	1.00	0.88	0.74	0.6	1.00	0.88	0.75	0.6	1.00	0.91	0.77	0.6	1.00	1.00	0.79	0.7	1.00	1.00	0.81	0.7	1.00	1.00	0.87	0.7	
ΔT	23.73	22.01	18.81	15.5	23.68	21.96	18.76	15.4	23.92	22.21	19.00	15.7	23.66	21.95	18.75	15.4	23.43	21.72	18.52	15.2	24.51	22.79	19.59	16.3	
kW	2.65	2.64	2.64	2.7	2.98	2.97	2.97	3.0	3.34	3.34	3.33	3.4	3.74	3.74	3.73	3.8	4.18	4.18	4.17	4.2	4.70	4.70	4.69	4.7	
Amps	10.10	10.09	10.06	10.2	11.52	11.51	11.49	11.6	13.12	13.11	13.08	13.2	14.84	14.83	14.81	14.9	16.77	16.76	16.74	16.8	19.03	19.02	19.00	19.1	
Hi-PR	266	267	269	273.7	307	308	310	314.7	350	351	353	357.7	396	398	399	404.0	446	447	449	453.8	500	501	503	507.1	
Lo-PR	129	130	133	138.7	136	138	141	146.2	143	144	148	152.8	148	150	153	158.3	154	155	159	163.7	161	162	165	170.6	
85	MBh	40.3	40.9	42.0	43.9	39.9	40.5	41.7	43.5	38.9	39.5	40.7	42.5	37.1	37.7	38.9	40.7	35.0	35.5	36.7	38.5	33.0	33.5	34.7	36.5
	S/T	1.00	0.82	0.69	0.5	1.00	0.83	0.70	0.6	1.00	1.00	0.72	0.6	1.00	1.00	0.74	0.6	1.00	1.00	0.76	0.6	1.00	1.00	1.00	0.7
	ΔT	30.21	28.50	25.30	22.0	30.17	28.45	25.25	21.9	30.41	28.69	25.49	22.2	30.15	28.43	25.23	21.9	29.92	28.21	25.00	21.7	30.99	29.28	26.08	22.8
	kW	2.60	2.60	2.59	2.6	2.93	2.93	2.92	2.9	3.30	3.29	3.29	3.3	3.69	3.69	3.69	3.7	4.14	4.13	4.13	4.2	4.66	4.65	4.65	4.7
	Amps	9.90	9.89	9.87	10.0	11.33	11.32	11.29	11.4	12.92	12.91	12.89	13.0	14.65	14.64	14.61	14.7	16.58	16.56	16.54	16.6	18.84	18.83	18.80	18.9
	Hi-PR	260	262	263	267.9	301	303	304	308.9	344	345	347	351.8	391	392	394	398.1	440	442	443	448.0	494	495	497	501.2
	Lo-PR	124	126	129	134.4	132	133	137	141.9	139	140	143	148.4	144	146	149	154.0	150	151	154	159.4	156	158	161	166.2
	MBh	41.1	41.7	42.8	44.7	40.7	41.3	42.5	44.3	39.7	40.3	41.5	43.3	37.9	38.5	39.7	41.5	35.7	36.3	37.5	39.3	33.8	34.3	35.5	37.3
	S/T	1.00	0.93	0.80	0.7	1.00	1.00	0.81	0.7	1.00	1.00	0.83	0.7	1.00	1.00	0.85	0.7	1.00	1.00	0.87	0.7	1.00	1.00	1.00	0.8
	ΔT	28.44	26.72	23.52	20.2	28.39	26.68	23.47	20.2	28.63	26.92	23.71	20.4	28.37	26.66	23.46	20.1	28.14	26.43	23.23	19.9	29.22	27.50	24.30	21.0
	kW	2.63	2.63	2.62	2.6	2.96	2.96	2.95	3.0	3.33	3.32	3.32	3.3	3.72	3.72	3.72	3.7	4.17	4.16	4.16	4.2	4.69	4.68	4.68	4.7
	Amps	10.03	10.02	9.99	10.1	11.46	11.45	11.42	11.5	13.05	13.04	13.01	13.1	14.78	14.76	14.74	14.8	16.70	16.69	16.67	16.8	18.96	18.95	18.93	19.0
Hi-PR	264	265	267	271.5	305	306	308	312.5	348	349	351	355.5	394	395	397	401.7	444	445	447	451.6	497	498	500	504.8	
Lo-PR	127	129	132	137.2	135	136	139	144.7	141	143	146	151.3	147	148	152	156.8	152	154	157	162.3	159	161	164	169.1	
MBh	42.2	42.7	43.9	45.7	41.8	42.4	43.5	45.4	40.8	41.3	42.5	44.3	39.0	39.5	40.7	42.5	36.8	37.4	38.6	40.4	34.8	35.4	36.6	38.4	
S/T	1.00	0.98	0.84	0.7	1.00	1.00	0.85	0.7	1.00	1.00	0.87	0.7	1.00	1.00	0.89	0.8	1.00	1.00	1.00	0.8	1.00	1.00	1.00	0.8	
ΔT	27.09	25.38	22.18	18.9	27.05	25.33	22.13	18.8	27.29	25.57	22.37	19.1	27.03	25.31	22.11	18.8	26.80	25.08	21.88	18.6	27.87	26.16	22.96	19.6	
kW	2.65	2.65	2.65	2.7	2.98	2.98	2.97	3.0	3.35	3.35	3.34	3.4	3.75	3.74	3.74	3.8	4.19	4.19	4.18	4.2	4.71	4.71	4.70	4.7	
Amps	10.12	10.11	10.09	10.2	11.55	11.54	11.52	11.6	13.15	13.13	13.11	13.2	14.87	14.86	14.84	14.9	16.80	16.79	16.76	16.9	19.06	19.05	19.02	19.1	
Hi-PR	267	269	270	274.9	308	310	311	316.0	351	353	354	358.9	398	399	401	405.2	448	449	451	455.1	501	502	504	508.3	
Lo-PR	131	132	135	140.6	138	140	143	148.0	145	146	149	154.6	150	152	155	160.1	156	157	160	165.6	163	164	167	172.4	

IDB: Entering Indoor Dry Bulb Temperature
 High & low pressures are measured at the liquid & suction access fittings.
 Shaded area reflects AHRI (TVA) conditions
 kW = Total system power
 Amps = outdoor unit amps (comp.+ fans)

EXPANDED COOLING DATA — GPHM34831

IDB		OUTDOOR AMBIENT TEMPERATURE												105°F												115°F											
		65°F						75°F						85°F						95°F						105°F						115°F					
		59	63	67	71	59	63	67	71	59	63	67	71	59	63	67	71	59	63	67	71	59	63	67	71	59	63	67	71								
70	1500	MBh	47.3	48.0	49.4	-	46.9	47.6	49.0	-	45.6	46.3	47.7	-	43.5	44.2	45.6	-	40.9	41.6	43.0	-	38.6	39.2	40.6	-											
		S/T	0.60	0.52	0.39	-	0.60	0.53	0.40	-	0.63	0.55	0.42	-	1.00	0.57	0.44	-	1.00	0.60	0.46	-	1.00	0.65	0.51	-											
		ΔT	18.54	16.83	13.62	-	18.49	16.78	13.58	-	18.73	17.02	13.82	-	18.48	16.76	13.56	-	18.25	16.53	13.33	-	19.32	17.61	14.40	-											
		kW	3.14	3.13	3.13	-	3.52	3.52	3.51	-	3.95	3.95	3.94	-	4.41	4.41	4.40	-	4.93	4.93	4.92	-	5.54	5.53	5.53	-											
		Amps	11.46	11.45	11.42	-	13.13	13.11	13.08	-	14.99	14.97	14.94	-	17.00	16.98	16.96	-	19.25	19.23	19.20	-	21.88	21.87	21.84	-											
		Hi/PR	274	276	277	-	318	319	321	-	363	364	366	-	412	413	415	-	464	466	468	-	521	522	524	-											
	Lo/PR	124	126	129	-	132	133	136	-	138	140	143	-	144	145	149	-	149	151	154	-	156	158	161	-												
	MBh	47.9	48.6	50.0	-	47.5	48.2	49.6	-	46.3	46.9	48.4	-	44.1	44.8	46.2	-	41.5	42.2	43.6	-	39.2	39.8	41.3	-												
	S/T	0.66	0.58	0.45	-	0.66	0.59	0.45	-	0.69	0.61	0.48	-	1.00	0.63	0.50	-	1.00	0.65	0.52	-	1.00	0.71	0.57	-												
	ΔT	17.50	15.79	12.59	-	17.46	15.74	12.54	-	17.70	15.98	12.78	-	17.44	15.73	12.52	-	17.21	15.50	12.30	-	18.28	16.57	13.37	-												
	kW	3.16	3.15	3.15	-	3.54	3.54	3.53	-	3.97	3.97	3.96	-	4.43	4.43	4.42	-	4.95	4.95	4.94	-	5.56	5.55	5.55	-												
	Amps	11.55	11.53	11.51	-	13.21	13.20	13.17	-	15.07	15.06	15.03	-	17.08	17.07	17.04	-	19.33	19.32	19.29	-	21.97	21.96	21.93	-												
Hi/PR	277	278	280	-	320	321	323	-	365	367	368	-	414	415	417	-	467	468	470	-	523	524	526	-													
Lo/PR	126	128	131	-	134	135	138	-	140	142	145	-	146	147	150	-	151	153	156	-	158	160	163	-													
MBh	48.7	49.3	50.8	-	48.3	48.9	50.3	-	47.0	47.7	49.1	-	44.9	45.6	47.0	-	42.3	43.0	44.4	-	39.9	40.6	42.0	-													
S/T	0.69	0.62	0.48	-	0.70	0.62	0.49	-	0.72	0.65	0.51	-	1.00	0.67	0.53	-	1.00	0.69	0.55	-	1.00	0.74	0.61	-													
ΔT	16.63	14.92	11.72	-	16.59	14.87	11.67	-	16.83	15.11	11.91	-	16.57	14.85	11.65	-	16.34	14.62	11.42	-	17.41	15.70	12.50	-													
kW	3.17	3.17	3.16	-	3.56	3.55	3.55	-	3.99	3.98	3.98	-	4.45	4.45	4.44	-	4.97	4.96	4.96	-	5.57	5.57	5.56	-													
Amps	11.62	11.61	11.58	-	13.29	13.27	13.24	-	15.14	15.13	15.10	-	17.16	17.14	17.12	-	19.41	19.39	19.36	-	22.04	22.03	22.00	-													
Hi/PR	279	280	282	-	322	323	325	-	368	369	371	-	416	418	420	-	469	470	472	-	525	526	528	-													
Lo/PR	128	130	133	-	136	137	140	-	142	144	147	-	148	149	152	-	153	155	158	-	160	162	165	-													
75	1500	MBh	47.3	48.0	49.4	51.6	46.9	47.6	49.0	51.2	45.7	46.3	47.8	49.9	43.6	44.2	45.6	47.8	41.0	41.6	43.0	45.2	38.6	39.3	40.7	42.8											
		S/T	0.73	0.65	0.52	0.4	0.73	0.66	0.52	0.4	1.00	0.68	0.55	0.4	1.00	0.70	0.57	0.4	1.00	0.72	0.59	0.4	1.00	1.00	0.64	0.5											
		ΔT	22.31	20.60	17.39	14.1	22.26	20.55	17.35	14.0	22.50	20.79	17.59	14.3	22.25	20.53	17.33	14.0	22.02	20.30	17.10	13.8	23.09	21.38	18.17	14.9											
		kW	3.14	3.13	3.13	3.2	3.52	3.52	3.51	3.5	3.95	3.94	3.94	4.0	4.41	4.41	4.40	4.4	4.93	4.92	4.92	4.9	5.53	5.53	5.52	5.6											
		Amps	11.45	11.44	11.41	11.5	13.12	13.10	13.07	13.2	14.97	14.96	14.93	15.1	16.99	16.97	16.95	17.1	19.24	19.22	19.19	19.3	21.87	21.86	21.83	22.0											
		Hi/PR	275	276	278	282.5	318	319	321	325.8	363	364	366	371.1	412	413	415	420.0	465	466	468	472.6	521	522	524	528.8											
	Lo/PR	124	126	129	134.2	132	133	136	141.7	138	140	143	148.4	144	146	149	154.0	149	151	154	159.4	156	158	161	166.3												
	MBh	48.0	48.6	50.0	52.2	47.5	48.2	49.6	51.8	46.3	47.0	48.4	50.5	44.2	44.8	46.3	48.4	41.6	42.2	43.7	45.8	39.2	39.9	41.3	43.4												
	S/T	0.79	0.71	0.58	0.4	1.00	0.72	0.58	0.4	1.00	0.74	0.61	0.5	1.00	0.76	0.63	0.5	1.00	0.78	0.65	0.5	1.00	1.00	0.70	0.6												
	ΔT	21.27	19.56	16.36	13.0	21.23	19.51	16.31	13.0	21.47	19.75	16.55	13.2	21.21	19.50	16.29	13.0	20.98	19.27	16.07	12.7	22.05	20.34	17.14	13.8												
	kW	3.16	3.15	3.15	3.2	3.54	3.54	3.53	3.6	3.97	3.96	3.96	4.0	4.43	4.43	4.42	4.4	4.95	4.94	4.94	5.0	5.55	5.55	5.54	5.6												
	Amps	11.54	11.52	11.49	11.6	13.20	13.19	13.16	13.3	15.06	15.05	15.02	15.1	17.07	17.06	17.03	17.2	19.32	19.31	19.28	19.4	21.96	21.95	21.92	22.0												
Hi/PR	277	278	280	284.8	320	321	323	328.1	366	367	369	373.5	414	416	418	422.3	467	468	470	475.0	523	524	526	531.2													
Lo/PR	126	128	131	136.0	134	135	138	143.6	140	142	145	150.2	146	147	150	155.8	151	153	156	161.3	158	160	163	168.1													
MBh	48.7	49.4	50.8	52.9	48.3	48.9	50.4	52.5	47.0	47.7	49.1	51.3	44.9	45.6	47.0	49.2	42.3	43.0	44.4	46.6	40.0	40.6	42.0	44.2													
S/T	0.82	0.74	0.61	0.5	1.00	0.75	0.62	0.5	1.00	0.77	0.64	0.5	1.00	0.79	0.66	0.5	1.00	0.80	0.68	0.5	1.00	1.00	0.73	0.6													
ΔT	20.40	18.69	15.49	12.2	20.36	18.64	15.44	12.1	20.60	18.88	15.68	12.4	20.34	18.62	15.42	12.1	20.11	18.39	15.19	11.9	21.18	19.47	16.27	12.9													
kW	3.17	3.17	3.16	3.2	3.56	3.55	3.55	3.6	3.98	3.98	3.97	4.0	4.45	4.44	4.44	4.4	4.96	4.96	4.95	5.0	5.57	5.57	5.56	5.6													
Amps	11.61	11.60	11.57	11.7	13.27	13.26	13.23	13.4	15.13	15.12	15.09	15.2	17.15	17.13	17.10	17.2	19.39	19.38	19.35	19.5	22.03	22.02	21.99	22.1													
Hi/PR	279	280	282	287.1	322	324	326	330.4	368	369	371	375.7	417	418	420	424.6	469	471	472	477.2	526	527	529	533.4													
Lo/PR	128	130	133	138.0	136	137	140	145.6	142	144	147	152.2	148	149	153	157.8	153	155	158	163.3	160	162	165	170.2													

IDB: Entering Indoor Dry Bulb Temperature
 High & low pressures are measured at the liquid & suction access fittings.
 Shaded area reflects ACCA (TVA) conditions
 kW = Total system power
 Amps = outdoor unit amps (comp. + fans)

IDB		OUTDOOR AMBIENT TEMPERATURE												105°F												115°F											
		65°F				75°F				85°F				95°F				105°F				115°F															
		59	63	67	71	59	63	67	71	59	63	67	71	59	63	67	71	59	63	67	71	59	63	67	71												
		ENTERING INDOOR WET BULB TEMPERATURE																																			
AIRFLOW		ENTERING INDOOR WET BULB TEMPERATURE																																			
1500	MBh	47.6	48.2	49.7	51.8	47.2	47.8	49.2	51.4	45.9	46.6	48.0	50.2	43.8	44.5	45.9	48.0	41.2	41.9	43.3	45.4	38.8	39.5	40.9	43.1												
	S/T	1.00	0.77	0.64	0.5	1.00	0.78	0.65	0.5	1.00	0.81	0.67	0.5	1.00	1.00	0.69	0.5	1.00	1.00	0.71	0.6	1.00	1.00	0.76	0.6												
	ΔT	26.11	24.39	21.19	17.9	26.06	24.34	21.14	17.8	26.30	24.59	21.38	18.1	26.04	24.33	21.13	17.8	25.81	24.10	20.90	17.6	26.89	25.17	21.97	18.7												
	kW	3.14	3.13	3.13	3.2	3.52	3.52	3.51	3.5	3.95	3.95	3.94	4.0	4.41	4.41	4.40	4.4	4.93	4.93	4.92	4.9	5.53	5.53	5.53	5.6												
	Amps	11.46	11.45	11.42	11.5	13.12	13.11	13.08	13.2	14.98	14.97	14.94	15.1	17.00	16.98	16.95	17.1	19.24	19.23	19.20	19.3	21.88	21.87	21.84	22.0												
80	Hi PR	275	276	278	283.0	318	320	322	326.3	364	365	367	371.6	413	414	416	420.5	465	466	468	473.1	521	523	525	529.3												
	Lo PR	125	126	129	134.7	132	134	137	142.3	139	140	144	148.9	145	146	149	154.5	150	152	155	160.0	157	158	162	166.9												
	MBh	48.2	48.9	50.3	52.4	47.8	48.4	49.9	52.0	46.5	47.2	48.6	50.8	44.4	45.1	46.5	48.7	41.8	42.5	43.9	46.1	39.4	40.1	41.5	43.7												
	S/T	1.00	0.83	0.70	0.6	1.00	0.84	0.71	0.6	1.00	0.86	0.73	0.6	1.00	1.00	0.75	0.6	1.00	1.00	0.77	0.6	1.00	1.00	0.82	0.7												
	ΔT	25.07	23.36	20.15	16.8	25.02	23.31	20.11	16.8	25.26	23.55	20.35	17.0	25.01	23.29	20.09	16.8	24.78	23.06	19.86	16.5	25.85	24.14	20.93	17.6												
1900	kW	3.16	3.15	3.15	3.2	3.54	3.54	3.53	3.6	3.97	3.97	3.96	4.0	4.43	4.43	4.42	4.5	4.95	4.95	4.94	5.0	5.55	5.55	5.55	5.6												
	Amps	11.54	11.53	11.50	11.6	13.21	13.20	13.17	13.3	15.07	15.06	15.03	15.2	17.08	17.07	17.04	17.2	19.33	19.32	19.29	19.4	21.97	21.96	21.93	22.1												
	Hi PR	277	279	281	285.3	321	322	324	328.6	366	367	369	374.0	415	416	418	422.8	468	469	471	475.5	524	525	527	531.7												
	Lo PR	127	128	131	136.6	134	136	139	144.1	141	142	145	150.7	146	148	151	156.3	152	153	157	161.8	159	160	163	168.7												
	MBh	48.9	49.6	51.0	53.2	48.5	49.2	50.6	52.8	47.3	48.0	49.4	51.5	45.2	45.8	47.2	49.4	42.6	43.2	44.6	46.8	40.2	40.9	42.3	44.4												
1900	S/T	1.00	0.87	0.73	0.6	1.00	0.87	0.74	0.6	1.00	0.90	0.76	0.6	1.00	1.00	0.78	0.6	1.00	1.00	0.81	0.7	1.00	1.00	0.86	0.7												
	ΔT	24.20	22.48	19.28	16.0	24.15	22.44	19.24	15.9	24.39	22.68	19.48	16.2	24.13	22.42	19.22	15.9	23.90	22.19	18.99	15.7	24.98	23.26	20.06	16.7												
	kW	3.17	3.17	3.16	3.2	3.56	3.55	3.55	3.6	3.98	3.98	3.98	4.0	4.45	4.44	4.44	4.5	4.96	4.96	4.96	5.0	5.57	5.57	5.56	5.6												
	Amps	11.62	11.60	11.58	11.7	13.28	13.27	13.24	13.4	15.14	15.13	15.10	15.2	17.15	17.14	17.11	17.2	19.40	19.39	19.36	19.5	22.04	22.03	22.00	22.1												
	Hi PR	280	281	283	287.6	323	324	326	330.9	368	370	371	376.2	417	418	420	425.1	470	471	473	477.7	526	527	529	533.9												
Lo PR	129	130	133	138.6	136	138	141	146.1	143	144	147	152.8	148	150	153	158.4	154	155	159	163.8	161	162	165	170.7													
1500	MBh	48.4	49.0	50.5	52.6	48.0	48.6	50.0	52.2	46.7	47.4	48.8	51.0	44.6	45.3	46.7	48.8	42.0	42.7	44.1	46.2	39.6	40.3	41.7	43.9												
	S/T	1.00	0.87	0.74	0.6	1.00	1.00	0.75	0.6	1.00	1.00	0.77	0.6	1.00	1.00	0.79	0.6	1.00	1.00	0.81	0.7	1.00	1.00	1.00	0.7												
	ΔT	29.47	27.76	24.56	21.2	29.43	27.71	24.51	21.2	29.67	27.95	24.75	21.4	29.41	27.69	24.49	21.2	29.18	27.46	24.26	20.9	30.25	28.54	25.34	22.0												
	kW	3.14	3.14	3.14	3.2	3.53	3.52	3.52	3.5	3.96	3.95	3.95	4.0	4.42	4.42	4.41	4.4	4.94	4.93	4.93	5.0	5.54	5.54	5.53	5.6												
	Amps	11.49	11.48	11.45	11.6	13.16	13.14	13.11	13.2	15.02	15.00	14.97	15.1	17.03	17.01	16.99	17.1	19.28	19.26	19.23	19.4	21.91	21.90	21.87	22.0												
85	Hi PR	276	278	280	284.3	320	321	323	327.6	365	366	368	372.9	414	415	417	421.8	467	468	470	474.4	523	524	526	530.6												
	Lo PR	127	128	131	136.6	134	136	139	144.2	141	142	145	150.8	146	148	151	156.4	152	153	157	161.9	159	160	163	168.7												
	MBh	49.0	49.7	51.1	53.2	48.6	49.2	50.7	52.8	47.3	48.0	49.4	51.6	45.2	45.9	47.3	49.5	42.6	43.3	44.7	46.9	40.2	40.9	42.3	44.5												
	S/T	1.00	0.93	0.80	0.7	1.00	1.00	0.81	0.7	1.00	1.00	0.83	0.7	1.00	1.00	0.85	0.7	1.00	1.00	1.00	0.7	1.00	1.00	1.00	0.8												
	ΔT	28.44	26.72	23.52	20.2	28.39	26.68	23.47	20.2	28.63	26.92	23.71	20.4	28.37	26.66	23.46	20.1	28.14	26.43	23.23	19.9	29.22	27.50	24.30	21.0												
1900	kW	3.16	3.16	3.16	3.2	3.55	3.54	3.54	3.6	3.98	3.97	3.97	4.0	4.44	4.44	4.43	4.5	4.96	4.95	4.95	5.0	5.56	5.56	5.55	5.6												
	Amps	11.58	11.56	11.54	11.7	13.24	13.23	13.20	13.3	15.10	15.09	15.06	15.2	17.11	17.10	17.07	17.2	19.36	19.35	19.32	19.4	22.00	21.99	21.96	22.1												
	Hi PR	279	280	282	286.6	322	323	325	329.9	367	369	370	375.3	416	417	419	424.1	469	470	472	476.8	525	526	528	532.9												
	Lo PR	128	130	133	138.4	136	138	141	146.0	143	144	147	152.6	148	150	153	158.2	154	155	158	163.7	161	162	165	170.6												
	MBh	49.7	50.4	51.8	54.0	49.3	50.0	51.4	53.6	48.1	48.8	50.2	52.3	46.0	46.6	48.0	50.2	43.4	44.0	45.4	47.6	41.0	41.7	43.1	45.2												
1900	S/T	1.00	0.97	0.83	0.7	1.00	1.00	0.84	0.7	1.00	1.00	0.86	0.7	1.00	1.00	0.88	0.7	1.00	1.00	1.00	0.8	1.00	1.00	1.00	0.8												
	ΔT	27.56	25.85	22.65	19.3	27.52	25.80	22.60	19.3	27.76	26.04	22.84	19.5	27.50	25.79	22.58	19.3	27.27	25.56	22.36	19.0	28.34	26.63	23.43	20.1												
	kW	3.18	3.18	3.17	3.2	3.56	3.56	3.55	3.6	3.99	3.99	3.98	4.0	4.45	4.45	4.45	4.5	4.97	4.97	4.96	5.0	5.58	5.58	5.57	5.6												
	Amps	11.65	11.64	11.61	11.7	13.31	13.30	13.27	13.4	15.17	15.16	15.13	15.3	17.19	17.17	17.15	17.3	19.43	19.42	19.39	19.5	22.07	22.06	22.03	22.2												
	Hi PR	281	282	284	288.9	324	325	327	332.2	370	371	373	377.5	418	420	422	426.4	471	472	474	479.0	527	528	530	535.2												
Lo PR	130	132	135	140.4	138	140	143	148.0	145	146	149	154.6	150	152	155	160.2	156	157	160	165.7	163	164	167	172.6													

IDB: Entering Indoor Dry Bulb Temperature
 High & low pressures are measured at the liquid & suction access fittings.
 Shaded area reflects AHRI (TVA) conditions
 kW = Total system power
 Amps = outdoor unit amps (comp.+ fans)

EXPANDED COOLING DATA — GPHM36031 — HIGH STAGE

IDB		OUTDOOR AMBIENT TEMPERATURE												ENTERING INDOOR WET BULB TEMPERATURE												
		65°F				75°F				85°F				95°F				105°F				115°F				
		59	63	67	71	59	63	67	71	59	63	67	71	59	63	67	71	59	63	67	71	59	63	67	71	
70	1500	MBh	56.2	57.0	58.6	-	55.7	56.5	58.1	-	54.2	55.0	56.7	-	51.7	52.5	54.2	-	48.6	49.4	51.1	-	45.8	46.6	48.3	-
		S/T	0.60	0.52	0.39	-	0.60	0.53	0.40	-	0.63	0.55	0.42	-	0.64	0.57	0.44	-	1.00	0.59	0.46	-	1.00	0.64	0.51	-
		ΔT	18.19	16.48	13.28	-	18.15	16.43	13.23	-	18.39	16.67	13.47	-	18.13	16.41	13.21	-	17.90	16.18	12.98	-	18.97	17.26	14.06	-
		kW	3.71	3.71	3.70	-	4.17	4.16	4.15	-	4.67	4.67	4.66	-	5.23	5.22	5.21	-	5.84	5.84	5.83	-	6.56	6.56	6.55	-
		Amps	13.39	13.38	13.34	-	15.38	15.36	15.33	-	17.59	17.58	17.54	-	19.99	19.97	19.94	-	22.67	22.65	22.62	-	25.81	25.79	25.76	-
		Hi PR	281	282	284	-	325	326	328	-	371	372	374	-	421	422	424	-	475	476	478	-	532	533	535	-
	Lo PR	121	122	125	-	128	130	133	-	135	136	139	-	140	141	144	-	145	147	150	-	152	153	156	-	
	MBh	56.7	57.5	59.2	-	56.2	57.0	58.7	-	54.7	55.5	57.2	-	52.2	53.0	54.7	-	49.1	49.9	51.6	-	46.3	47.1	48.8	-	
	S/T	0.63	0.56	0.43	-	0.64	0.57	0.44	-	0.66	0.59	0.46	-	0.68	0.61	0.48	-	1.00	0.63	0.50	-	1.00	0.68	0.55	-	
	ΔT	17.50	15.79	12.59	-	17.46	15.74	12.54	-	17.70	15.98	12.78	-	17.44	15.73	12.52	-	17.21	15.50	12.30	-	18.28	16.57	13.37	-	
	kW	3.72	3.72	3.71	-	4.18	4.18	4.17	-	4.69	4.69	4.68	-	5.24	5.24	5.23	-	5.86	5.85	5.85	-	6.58	6.58	6.57	-	
	Amps	13.46	13.44	13.41	-	15.44	15.43	15.39	-	17.66	17.64	17.61	-	20.06	20.04	20.01	-	22.73	22.72	22.68	-	25.88	25.86	25.83	-	
Hi PR	282	283	285	-	326	328	330	-	373	374	376	-	422	424	426	-	476	477	479	-	533	535	537	-		
Lo PR	122	124	127	-	129	131	134	-	136	137	140	-	141	143	146	-	146	148	151	-	153	155	158	-		
MBh	57.3	58.1	59.7	-	56.8	57.6	59.2	-	55.3	56.1	57.8	-	52.8	53.6	55.3	-	49.7	50.5	52.2	-	46.9	47.7	49.4	-		
S/T	0.66	0.58	0.46	-	0.66	0.59	0.46	-	0.69	0.61	0.48	-	0.70	0.63	0.50	-	1.00	0.65	0.52	-	1.00	0.70	0.57	-		
ΔT	16.89	15.18	11.98	-	16.85	15.13	11.93	-	17.09	15.37	12.17	-	16.83	15.11	11.91	-	16.60	14.89	11.68	-	17.67	15.96	12.76	-		
kW	3.74	3.74	3.73	-	4.20	4.19	4.18	-	4.70	4.70	4.69	-	5.26	5.25	5.24	-	5.87	5.87	5.86	-	6.59	6.59	6.58	-		
Amps	13.52	13.51	13.47	-	15.50	15.49	15.46	-	17.72	17.70	17.67	-	20.12	20.10	20.07	-	22.79	22.78	22.74	-	25.94	25.92	25.89	-		
Hi PR	284	285	287	-	328	329	331	-	374	375	377	-	424	425	427	-	478	479	481	-	535	536	538	-		
Lo PR	123	125	128	-	131	132	135	-	137	139	142	-	142	144	147	-	148	149	152	-	154	156	159	-		
75	1500	MBh	56.2	57.0	58.7	61.2	55.7	56.5	58.2	60.7	54.2	55.0	56.7	59.3	51.7	52.5	54.2	56.7	48.7	49.4	51.1	53.7	45.9	46.6	48.3	50.9
		S/T	0.72	0.65	0.52	0.4	0.72	0.65	0.52	0.4	1.00	0.68	0.55	0.4	1.00	0.69	0.57	0.4	1.00	0.71	0.59	0.5	1.00	0.76	0.64	0.5
		ΔT	21.96	20.25	17.05	13.7	21.92	20.20	17.00	13.7	22.16	20.44	17.24	13.9	21.90	20.18	16.98	13.7	21.67	19.95	16.75	13.4	22.74	21.03	17.83	14.5
		kW	3.71	3.70	3.69	3.7	4.16	4.16	4.15	4.2	4.67	4.67	4.66	4.7	5.22	5.22	5.21	5.2	5.84	5.84	5.83	5.9	6.56	6.56	6.55	6.6
		Amps	13.38	13.36	13.33	13.5	15.36	15.35	15.31	15.5	17.58	17.56	17.53	17.7	19.97	19.96	19.93	20.1	22.65	22.64	22.60	22.8	25.79	25.78	25.74	25.9
		Hi PR	281	282	284	288.9	325	326	328	333.1	371	372	374	379.3	421	422	424	429.1	475	476	478	482.8	532	533	535	540.2
	Lo PR	121	122	125	130.5	128	130	133	137.8	135	136	139	144.2	140	141	145	149.6	145	147	150	155.0	152	153	156	161.6	
	MBh	56.7	57.5	59.2	61.7	56.2	57.0	58.7	61.2	54.8	55.6	57.2	59.8	52.2	53.0	54.7	57.3	49.2	49.2	50.0	51.6	54.2	46.4	47.2	48.8	51.4
	S/T	0.75	0.68	0.55	0.4	0.76	0.69	0.56	0.4	1.00	0.71	0.58	0.4	1.00	0.73	0.60	0.5	1.00	0.75	0.62	0.5	1.00	0.80	0.67	0.5	
	ΔT	21.27	19.56	16.36	13.0	21.23	19.51	16.31	13.0	21.47	19.75	16.55	13.2	21.21	19.50	16.29	13.0	20.98	19.27	16.07	12.7	22.05	20.34	17.14	13.8	
	kW	3.72	3.72	3.71	3.7	4.18	4.17	4.17	4.2	4.69	4.68	4.68	4.7	5.24	5.24	5.23	5.3	5.85	5.85	5.84	5.9	6.58	6.57	6.57	6.6	
	Amps	13.45	13.43	13.40	13.5	15.43	15.42	15.38	15.5	17.65	17.63	17.60	17.7	20.04	20.03	19.99	20.1	22.72	22.71	22.67	22.8	25.86	25.85	25.81	26.0	
Hi PR	282	284	286	290.5	327	328	330	334.7	373	374	376	380.9	423	424	426	430.7	476	478	480	484.5	534	535	537	541.8		
Lo PR	122	124	127	131.7	129	131	134	139.0	136	137	140	145.4	141	143	146	150.9	147	148	151	156.2	153	155	158	162.8		
MBh	57.3	58.1	59.8	62.3	56.8	57.6	59.3	61.8	55.3	56.1	57.8	60.4	52.8	53.6	55.3	57.9	49.8	49.8	50.6	52.2	54.8	47.0	47.7	49.4	52.0	
S/T	0.78	0.71	0.58	0.4	0.78	0.71	0.58	0.4	1.00	0.74	0.61	0.5	1.00	0.75	0.63	0.5	1.00	0.78	0.65	0.5	1.00	0.85	0.70	0.6		
ΔT	20.62	18.95	15.75	12.4	20.62	18.90	15.70	12.4	20.86	19.14	15.94	12.6	20.60	18.88	15.68	12.4	20.37	18.66	15.45	12.1	21.44	19.73	16.53	13.2		
kW	3.74	3.73	3.72	3.8	4.19	4.19	4.18	4.2	4.70	4.70	4.69	4.7	5.25	5.25	5.24	5.3	5.87	5.87	5.86	5.9	6.59	6.59	6.58	6.6		
Amps	13.51	13.49	13.46	13.6	15.49	15.48	15.44	15.6	17.71	17.69	17.66	17.8	20.10	20.09	20.05	20.2	22.78	22.77	22.73	22.9	25.92	25.91	25.87	26.0		
Hi PR	284	285	287	292.1	328	329	331	336.3	374	376	378	382.5	424	425	427	432.3	478	479	481	486.0	535	537	538	543.3		
Lo PR	123	125	128	133.0	131	132	135	140.4	137	139	142	146.8	143	144	147	152.2	148	149	152	157.5	154	156	159	164.2		

IDB: Entering Indoor Dry Bulb Temperature
 High & low pressures are measured at the liquid & suction access fittings.
 Shaded area reflects ACCA (TVA) conditions
 kW = Total system power
 Amps = outdoor unit amps (comp. + fans)

EXPANDED COOLING DATA — GPHM36031 — HIGH STAGE (CONT.)

IDB		OUTDOOR AMBIENT TEMPERATURE																							
		65°F				75°F				85°F				95°F				105°F				115°F			
		59	63	67	71	59	63	67	71	59	63	67	71	59	63	67	71	59	63	67	71	59	63	67	71
1500	MBh	56.5	57.3	59.0	61.5	56.0	56.8	58.5	61.0	54.5	55.3	57.0	59.5	52.0	52.8	54.5	57.0	48.9	49.7	51.4	54.0	46.1	46.9	48.6	51.2
	S/T	0.84	0.76	0.64	0.5	1.00	0.77	0.64	0.5	1.00	0.79	0.67	0.5	1.00	0.81	0.68	0.5	1.00	1.00	0.71	0.6	1.00	1.00	0.75	0.6
	ΔT	25.76	24.04	20.84	17.5	25.71	24.00	20.79	17.5	25.95	24.24	21.04	17.7	25.69	23.98	20.78	17.5	25.46	23.75	20.55	17.2	26.54	24.82	21.62	18.3
	kW	3.71	3.70	3.70	3.7	4.16	4.16	4.15	4.2	4.67	4.67	4.66	4.7	5.23	5.22	5.21	5.2	5.84	5.84	5.83	5.9	6.56	6.56	6.55	6.6
	Amps	13.39	13.37	13.34	13.5	15.37	15.36	15.32	15.5	17.59	17.57	17.54	17.7	19.99	19.97	19.94	20.1	22.66	22.65	22.61	22.8	25.80	25.79	25.76	25.9
	Hi PR	281	283	285	289.4	326	327	329	333.6	372	373	375	379.8	422	423	425	429.6	475	477	478	483.4	533	534	536	540.7
	Lo PR	121	123	126	131.0	129	130	133	138.3	135	137	140	144.7	140	142	145	150.2	146	147	148	155.5	152	154	157	162.1
	MBh	57.0	57.8	59.5	62.0	56.5	57.3	59.0	61.5	55.1	55.8	57.5	60.1	52.5	53.3	55.0	57.6	49.5	50.3	51.9	54.5	46.7	47.5	49.1	51.7
	S/T	1.00	0.80	0.67	0.5	1.00	0.81	0.68	0.5	1.00	0.83	0.70	0.6	1.00	0.85	0.72	0.6	1.00	1.00	0.74	0.6	1.00	1.00	0.79	0.7
	ΔT	25.07	23.36	20.15	16.8	25.02	23.31	20.11	16.8	25.26	23.55	20.35	17.0	25.01	23.29	20.09	16.8	24.78	23.06	19.86	16.5	25.85	24.14	20.93	17.6
kW	3.72	3.72	3.71	3.7	4.18	4.18	4.17	4.2	4.69	4.69	4.68	4.7	5.24	5.24	5.23	5.3	5.86	5.85	5.85	5.9	6.58	6.58	6.57	6.6	
Amps	13.46	13.44	13.41	13.6	15.44	15.43	15.39	15.5	17.66	17.64	17.61	17.8	20.05	20.04	20.00	20.2	22.73	22.72	22.68	22.8	25.87	25.86	25.82	26.0	
Hi PR	283	284	286	291.0	327	328	330	335.2	373	375	377	381.4	423	424	426	431.3	477	478	480	485.0	534	535	537	542.3	
Lo PR	123	124	127	132.3	130	131	134	139.6	136	138	141	146.0	142	143	146	151.4	147	149	152	156.7	154	155	158	163.4	
MBh	57.6	58.4	60.1	62.6	57.1	57.9	59.6	62.1	55.6	56.4	58.1	60.7	53.1	53.9	55.6	58.1	50.1	50.8	52.5	55.1	47.2	48.0	49.7	52.3	
S/T	1.00	0.83	0.70	0.6	1.00	0.83	0.70	0.6	1.00	0.85	0.73	0.6	1.00	0.87	0.74	0.6	1.00	1.00	0.77	0.6	1.00	1.00	0.81	0.7	
ΔT	24.46	22.74	19.54	16.2	24.41	22.70	19.50	16.2	24.65	22.94	19.74	16.4	24.39	22.68	19.48	16.2	24.17	22.45	19.25	15.9	25.24	23.52	20.32	17.0	
kW	3.74	3.73	3.73	3.8	4.19	4.19	4.18	4.2	4.70	4.70	4.69	4.7	5.26	5.25	5.24	5.3	5.87	5.87	5.86	5.9	6.59	6.59	6.58	6.6	
Amps	13.52	13.50	13.47	13.6	15.50	15.49	15.45	15.6	17.72	17.70	17.67	17.8	20.11	20.10	20.06	20.2	22.79	22.78	22.74	22.9	25.93	25.92	25.88	26.0	
Hi PR	285	286	288	292.6	329	330	332	336.8	375	376	378	383.0	425	426	428	432.8	478	480	482	486.5	536	537	539	543.9	
Lo PR	124	125	128	133.6	131	133	136	140.9	138	139	142	147.3	143	145	148	152.7	148	150	153	158.0	155	157	160	164.7	
MBh	57.4	58.2	59.9	62.5	56.9	57.7	59.4	62.0	55.5	56.3	57.9	60.5	53.0	53.8	55.4	58.0	49.9	50.7	52.4	54.9	47.1	47.9	49.5	52.1	
S/T	1.00	0.86	0.73	0.6	1.00	0.87	0.74	0.6	1.00	1.00	0.76	0.6	1.00	1.00	0.78	0.6	1.00	1.00	0.80	0.7	1.00	1.00	1.00	0.7	
ΔT	29.12	27.41	24.21	20.9	29.08	27.36	24.16	20.8	29.32	27.60	24.40	21.1	29.06	27.35	24.14	20.8	28.83	27.12	23.91	20.6	29.90	28.19	24.99	21.7	
kW	3.72	3.71	3.71	3.7	4.17	4.17	4.16	4.2	4.68	4.68	4.67	4.7	5.23	5.23	5.22	5.3	5.85	5.85	5.84	5.9	6.57	6.57	6.56	6.6	
Amps	13.43	13.41	13.38	13.5	15.41	15.40	15.36	15.5	17.63	17.61	17.58	17.7	20.02	20.01	19.97	20.1	22.70	22.69	22.65	22.8	25.84	25.83	25.79	25.9	
Hi PR	283	284	286	290.7	327	328	330	334.9	373	374	376	381.2	423	424	426	431.0	477	478	480	484.7	534	535	537	542.0	
Lo PR	123	125	128	132.8	130	132	135	140.1	137	138	141	146.6	142	144	147	152.0	148	149	152	157.3	154	156	159	163.9	
MBh	58.0	58.7	60.4	63.0	57.5	58.2	59.9	62.5	56.0	56.8	58.5	61.0	53.5	54.3	55.9	58.5	50.4	51.2	52.9	55.4	47.6	48.4	50.1	52.6	
S/T	1.00	0.90	0.77	0.6	1.00	0.90	0.77	0.6	1.00	1.00	0.80	0.7	1.00	1.00	0.82	0.7	1.00	1.00	0.84	0.7	1.00	1.00	1.00	0.8	
ΔT	28.44	26.72	23.52	20.2	28.39	26.68	23.47	20.2	28.63	26.92	23.71	20.4	28.37	26.66	23.46	20.1	28.14	26.43	23.23	19.9	29.22	27.50	24.30	21.0	
kW	3.73	3.73	3.72	3.8	4.19	4.19	4.18	4.2	4.70	4.70	4.69	4.7	5.25	5.25	5.24	5.3	5.87	5.86	5.85	5.9	6.59	6.58	6.58	6.6	
Amps	13.50	13.48	13.45	13.6	15.48	15.46	15.43	15.6	17.69	17.68	17.64	17.8	20.09	20.08	20.04	20.2	22.77	22.75	22.72	22.9	25.91	25.90	25.86	26.0	
Hi PR	284	286	287	292.3	328	330	332	336.5	375	376	378	382.8	425	426	428	432.6	478	479	481	486.3	536	537	539	543.6	
Lo PR	124	126	129	134.1	132	133	136	141.4	138	140	143	147.8	144	145	148	153.2	149	150	153	158.5	156	157	160	165.2	
MBh	58.5	59.3	61.0	63.6	58.0	58.8	60.5	63.1	56.6	57.4	59.0	61.6	54.1	54.9	56.5	59.1	51.0	51.8	53.5	56.0	48.2	49.0	50.7	53.2	
S/T	1.00	0.92	0.79	0.7	1.00	0.93	0.80	0.7	1.00	1.00	0.82	0.7	1.00	1.00	0.84	0.7	1.00	1.00	0.86	0.7	1.00	1.00	1.00	0.8	
ΔT	27.83	26.11	22.91	19.6	27.78	26.06	22.86	19.5	28.02	26.31	23.10	19.8	27.76	26.05	22.85	19.5	27.53	25.82	22.62	19.3	28.61	26.89	23.69	20.4	
kW	3.75	3.74	3.74	3.8	4.20	4.20	4.19	4.2	4.71	4.71	4.70	4.7	5.26	5.26	5.25	5.3	5.88	5.88	5.87	5.9	6.60	6.60	6.59	6.6	
Amps	13.56	13.54	13.51	13.7	15.54	15.52	15.49	15.6	17.75	17.74	17.71	17.9	20.15	20.14	20.10	20.3	22.83	22.81	22.78	22.9	25.97	25.96	25.92	26.1	
Hi PR	286	287	289	293.9	330	331	333	338.1	376	378	379	384.3	426	427	429	434.2	480	481	483	487.9	537	538	540	545.2	
Lo PR	126	127	130	135.4	133	135	138	142.7	139	141	144	149.1	145	146	149	154.5	150	152	155	159.8	157	158	161	166.5	

IDB: Entering Indoor Dry Bulb Temperature
 High & low pressures are measured at the liquid & suction access fittings.
 Shaded area reflects AHRI (TVA) conditions
 kW = Total system power
 Amps = outdoor unit amps (comp.+ fans)

EXPANDED COOLING DATA — GPHM36031 — LOW STAGE

IDB		OUTDOOR AMBIENT TEMPERATURE												105°F												115°F																								
		65°F						75°F						85°F						95°F						105°F						115°F																		
		59	63	67	71	59	63	67	71	59	63	67	71	59	63	67	71	59	63	67	71	59	63	67	71	59	63	67	71	59	63	67	71																	
70	1100	MBh	40.1	40.6	41.8	-	39.7	40.3	41.5	-	38.7	39.2	40.4	-	36.9	37.4	38.6	-	34.6	35.2	36.4	-	32.6	33.2	34.4	-	40.1	40.6	41.8	-	39.7	40.3	41.5	-	38.7	39.2	40.4	-	36.9	37.4	38.6	-	34.6	35.2	36.4	-	32.6	33.2	34.4	-
		S/T	0.56	0.49	0.36	-	0.57	0.50	0.36	-	0.59	0.52	0.39	-	0.61	0.54	0.41	-	1.00	0.56	0.43	-	1.00	0.61	0.48	-	0.56	0.49	0.36	-	0.57	0.50	0.36	-	0.59	0.52	0.39	-	0.61	0.54	0.41	-	1.00	0.56	0.43	-	1.00	0.61	0.48	-
		ΔT	18.28	16.62	13.53	-	18.23	16.58	13.49	-	18.46	16.81	13.72	-	18.21	16.56	13.47	-	17.99	16.34	13.25	-	19.03	17.37	14.28	-	16.62	15.24	12.15	-	16.85	15.19	12.10	-	17.08	15.42	12.34	-	16.83	15.18	12.09	-	16.61	14.95	11.86	-	17.64	15.99	12.90	-
		kW	2.32	2.32	2.32	-	2.61	2.61	2.60	-	2.93	2.93	2.92	-	3.28	3.27	3.27	-	3.66	3.66	3.66	-	4.12	4.12	4.11	-	2.32	2.34	2.34	-	2.63	2.63	2.62	-	2.95	2.95	2.94	-	3.30	3.29	3.29	-	3.68	3.68	3.68	-	4.14	4.14	4.13	-
		Amps	8.38	8.37	8.35	-	9.62	9.61	9.59	-	11.02	11.01	10.99	-	12.53	12.52	12.49	-	14.21	14.20	14.18	-	16.19	16.18	16.15	-	8.47	8.46	8.44	-	9.71	9.70	9.68	-	11.11	11.10	11.08	-	12.62	12.61	12.58	-	14.30	14.29	14.27	-	16.28	16.27	16.24	-
		Hi PR	267	268	270	-	309	310	312	-	353	354	356	-	401	402	404	-	452	453	455	-	507	508	510	-	270	271	273	-	312	313	315	-	356	357	359	-	404	405	407	-	455	456	458	-	510	511	513	-
	Lo PR	123	125	128	-	131	132	135	-	137	139	142	-	143	144	147	-	148	149	153	-	155	157	160	-	125	127	130	-	133	134	138	-	140	141	144	-	145	147	150	-	151	152	155	-	157	159	162	-	
	MBh	40.8	41.3	42.5	-	40.4	41.0	42.2	-	39.4	39.9	41.1	-	37.5	38.1	39.3	-	35.3	35.9	37.1	-	33.3	33.9	35.1	-	41.9	42.5	43.7	-	41.6	42.1	43.3	-	40.5	41.1	42.3	-	38.7	39.3	40.5	-	36.5	37.1	38.3	-	34.5	35.0	36.2	-	
	S/T	0.69	0.62	0.49	-	0.70	0.62	0.49	-	0.73	0.65	0.52	-	0.77	0.69	0.56	-	1.00	0.69	0.56	-	1.00	0.74	0.61	-	0.69	0.62	0.49	-	0.70	0.62	0.49	-	0.73	0.65	0.52	-	0.77	0.69	0.56	-	1.00	0.69	0.56	-	1.00	0.74	0.61	-	
	ΔT	15.52	13.87	10.78	-	15.48	13.82	10.73	-	15.71	14.06	10.97	-	15.46	13.81	10.72	-	15.24	13.59	10.50	-	16.28	14.62	11.53	-	15.52	13.87	10.78	-	15.48	13.82	10.73	-	15.71	14.06	10.97	-	15.46	13.81	10.72	-	15.24	13.59	10.50	-	16.28	14.62	11.53	-	
	kW	2.36	2.36	2.36	-	2.65	2.65	2.64	-	2.97	2.97	2.96	-	3.32	3.32	3.31	-	3.70	3.70	3.70	-	4.16	4.16	4.15	-	2.36	2.36	2.36	-	2.65	2.65	2.64	-	2.97	2.97	2.96	-	3.32	3.32	3.31	-	3.70	3.70	3.70	-	4.16	4.16	4.15	-	
	Amps	8.55	8.54	8.52	-	9.80	9.79	9.77	-	11.20	11.19	11.16	-	12.70	12.69	12.67	-	14.39	14.38	14.36	-	16.36	16.35	16.33	-	8.55	8.54	8.52	-	9.80	9.79	9.77	-	11.20	11.19	11.16	-	12.70	12.69	12.67	-	14.39	14.38	14.36	-	16.36	16.35	16.33	-	
Hi PR	274	275	277	-	316	317	319	-	360	361	363	-	408	409	411	-	459	460	462	-	514	515	517	-	274	275	277	-	316	317	319	-	360	361	363	-	408	409	411	-	459	460	462	-	514	515	517	-		
Lo PR	129	131	134	-	137	138	141	-	143	145	148	-	149	150	153	-	154	156	159	-	161	163	166	-	129	131	134	-	137	138	141	-	143	145	148	-	149	150	153	-	154	156	159	-	161	163	166	-		
75	1100	MBh	40.1	40.7	41.9	43.7	39.7	40.3	41.5	43.3	38.7	39.3	40.5	42.3	36.9	37.4	38.7	40.5	34.7	35.2	36.4	38.3	32.7	33.2	34.4	36.3	40.1	40.7	41.9	43.7	39.7	40.3	41.5	43.3	38.7	39.3	40.5	42.3	36.9	37.4	38.7	40.5	34.7	35.2	36.4	38.3	32.7	33.2	34.4	36.3
		S/T	0.69	0.62	0.48	0.3	0.70	0.62	0.49	0.4	1.00	0.65	0.51	0.4	1.00	0.67	0.53	0.4	1.00	0.69	0.55	0.4	1.00	0.69	0.55	0.4	0.69	0.62	0.48	0.3	0.70	0.62	0.49	0.4	1.00	0.65	0.51	0.4	1.00	0.67	0.53	0.4	1.00	0.69	0.55	0.4	1.00	0.69	0.55	0.4
		ΔT	21.91	20.26	17.17	14.0	21.87	20.21	17.12	13.9	22.10	20.45	17.36	14.2	21.85	20.20	17.11	13.9	20.25	18.59	15.50	12.3	21.28	19.63	16.54	13.3	20.26	18.88	15.79	12.6	20.48	18.83	15.74	12.5	20.72	19.06	15.97	12.8	20.47	18.81	15.72	12.5	20.25	18.59	15.50	12.3	21.28	19.63	16.54	13.3
		kW	2.32	2.32	2.31	2.3	2.61	2.61	2.60	2.6	2.93	2.93	2.92	2.9	3.27	3.27	3.27	3.3	3.66	3.66	3.65	3.7	4.12	4.11	4.11	4.1	2.32	2.34	2.33	2.4	2.61	2.61	2.60	2.6	2.93	2.93	2.92	2.9	3.27	3.27	3.27	3.3	3.66	3.66	3.65	3.7	4.12	4.11	4.11	4.1
		Amps	8.37	8.36	8.34	8.4	9.62	9.61	9.59	9.7	11.01	11.00	10.98	11.1	12.52	12.51	12.49	12.6	14.20	14.19	14.17	14.3	16.18	16.17	16.15	16.2	8.37	8.36	8.34	8.4	9.62	9.61	9.59	9.7	11.01	11.00	10.98	11.1	12.52	12.51	12.49	12.6	14.20	14.19	14.17	14.3	16.18	16.17	16.15	16.2
		Hi PR	267	268	270	274.7	309	310	312	316.9	353	355	356	361.1	401	402	404	408.7	452	454	455	460.1	507	508	510	514.9	267	268	270	274.7	309	310	312	316.9	353	355	356	361.1	401	402	404	408.7	452	454	455	460.1	507	508	510	514.9
	Lo PR	123	125	128	133.0	131	132	135	140.5	137	139	142	147.1	143	144	147	152.7	148	150	153	158.2	155	157	160	165.0	123	125	128	133.0	131	132	135	140.5	137	139	142	147.1	143	144	147	152.7	148	150	153	158.2	155	157	160	165.0	
	MBh	40.8	41.4	42.6	44.4	40.4	41.0	42.2	44.0	39.4	39.9	41.1	43.0	37.6	38.1	39.3	41.2	35.4	35.9	37.1	39.0	33.3	33.9	35.1	36.9	40.8	41.4	42.6	44.4	40.4	41.0	42.2	44.0	39.4	39.9	41.1	43.0	37.6	38.1	39.3	41.2	35.4	35.9	37.1	39.0	33.3	33.9	35.1	36.9	
	S/T	0.77	0.70	0.57	0.4	0.78	0.71	0.57	0.4	1.00	0.73	0.60	0.5	1.00	0.75	0.62	0.5	1.00	0.77	0.64	0.5	1.00	0.77	0.64	0.5	0.77	0.70	0.57	0.4	0.78	0.71	0.57	0.4	1.00	0.73	0.60	0.5	1.00	0.75	0.62	0.5	1.00	0.77	0.64	0.5	1.00	0.77	0.64	0.5	
	ΔT	20.53	18.88	15.79	12.6	20.48	18.83	15.74	12.5	20.72	19.06	15.97	12.8	20.47	18.81	15.72	12.5	20.25	18.59	15.50	12.3	21.28	19.63	16.54	13.3	20.53	18.88	15.79	12.6	20.48	18.83	15.74	12.5	20.72	19.06	15.97	12.8	20.47	18.81	15.72	12.5	20.25	18.59	15.50	12.3	21.28	19.63	16.54	13.3	
	kW	2.34	2.34	2.33	2.4	2.61	2.61	2.62	2.6	2.95	2.95	2.94	3.0	3.30	3.29	3.29	3.3	3.68	3.68	3.68	3.7	4.14	4.13	4.13	4.2	2.34	2.34	2.33	2.4	2.61	2.61	2.62	2.6	2.95	2.95	2.94	3.0	3.30	3.29	3.29	3.3	3.68	3.68	3.68	3.7	4.14	4.13	4.13	4.2	
	Amps	8.46	8.45	8.43	8.5	9.71	9.70	9.68	9.8	11.10	11.09	11.07	11.2	12.61	12.60	12.58	12.7	14.29	14.28	14.26	14.4	16.27	16.26	16.24	16.3	8.46	8.45	8.43	8.5	9.71	9.70	9.68	9.8	11.10	11.09	11.07	11.2	12.61	12.60	12.58	12.7	14.29	14.28	14.26	14.4	16.27	16.26	16.24	16.3	
Hi PR	270	271	273	277.7	312	313	315	319.9	356	358	360	364.2	404	405	407	411.8	455	457	458	463.1	510	511	513	517.9	270	271	273	277.7	312	313	315	319.9	356	358	360	364.2	404	405	407	411.8	455	457	458	463.1	510	511	513	517.9		
Lo PR	125	127	130	135.4	133	135	138	142.9	140	141	144	149.5	145	147	150	155.1	151	152	155	160.6	157	159	162	167.4	125	127	130	135.4	133	135	138	142.9	140	141	144	149.5	145	147	150	155.1	151	152	155	160.6	157	159	162	167.4		
MBh	41.9	42.5	43.7	45.5	4																																													

EXPANDED COOLING DATA — GPHM36031 — LOW STAGE (CONT.)

IDB	AIRFLOW	OUTDOOR AMBIENT TEMPERATURE																							
		65°F				75°F				85°F				95°F				105°F				115°F			
		59	63	67	71	59	63	67	71	59	63	67	71	59	63	67	71	59	63	67	71	59	63	67	71
80	MBh	40.3	40.9	42.1	43.9	39.9	40.5	41.7	43.6	38.9	39.5	40.7	42.5	37.1	37.7	38.9	40.7	34.9	35.4	36.7	38.5	32.9	33.4	34.6	36.5
	S/T	1.00	0.74	0.61	0.5	1.00	0.74	0.61	0.5	1.00	0.77	0.64	0.5	1.00	0.79	0.66	0.5	1.00	1.00	0.68	0.5	1.00	1.00	0.73	0.6
	ΔT	25.58	23.92	20.83	17.6	25.53	23.88	20.79	17.6	25.76	24.11	21.02	17.8	25.51	23.86	20.77	17.6	25.29	23.64	20.55	17.3	26.33	24.67	21.59	18.4
	kW	2.32	2.32	2.31	2.3	2.61	2.61	2.60	2.6	2.93	2.93	2.92	2.9	3.28	3.27	3.27	3.3	3.66	3.66	3.66	3.7	4.12	4.12	4.11	4.1
	Amps	8.38	8.37	8.34	8.4	9.62	9.61	9.59	9.7	11.02	11.01	10.99	11.1	12.52	12.51	12.49	12.6	14.21	14.20	14.18	14.3	16.18	16.17	16.15	16.2
	Hi PR	267	269	270	275.2	310	311	313	317.4	354	355	357	361.6	402	403	405	409.2	453	454	456	460.6	508	509	511	515.3
	Lo PR	124	125	128	133.6	131	133	136	141.1	138	139	142	147.7	143	145	148	153.2	149	150	153	158.7	156	157	160	165.5
	MBh	41.0	41.6	42.8	44.6	40.6	41.2	42.4	44.2	39.6	40.2	41.4	43.2	37.8	38.3	39.5	41.4	35.6	36.1	37.3	39.2	33.5	34.1	35.3	37.2
	S/T	1.00	0.82	0.69	0.6	1.00	0.83	0.70	0.6	1.00	0.85	0.72	0.6	1.00	1.00	0.74	0.6	1.00	1.00	0.76	0.6	1.00	1.00	0.81	0.7
	ΔT	24.19	22.54	19.45	16.2	24.15	22.49	19.40	16.2	24.38	22.73	19.64	16.4	24.13	22.48	19.39	16.2	23.91	22.26	19.17	16.0	24.95	23.29	20.20	17.0
kW	2.34	2.34	2.34	2.4	2.63	2.63	2.62	2.6	2.95	2.95	2.94	3.0	3.30	3.29	3.29	3.3	3.68	3.68	3.68	3.7	4.14	4.14	4.13	4.2	
Amps	8.46	8.46	8.43	8.5	9.71	9.70	9.68	9.8	11.11	11.10	11.07	11.2	12.61	12.60	12.58	12.7	14.30	14.29	14.27	14.4	16.27	16.26	16.24	16.3	
Hi PR	271	272	274	278.2	313	314	316	320.4	357	358	360	364.7	405	406	408	412.3	456	457	459	463.6	511	512	514	518.4	
Lo PR	126	128	131	136.0	134	135	138	143.5	140	142	145	150.1	146	147	150	155.6	151	153	156	161.1	158	160	163	167.9	
MBh	42.1	42.7	43.9	45.8	41.8	42.4	43.6	45.4	40.7	41.3	42.5	44.3	38.9	39.5	40.7	42.5	36.7	37.3	38.5	40.3	34.7	35.3	36.5	38.3	
S/T	1.00	0.87	0.73	0.6	1.00	0.87	0.74	0.6	1.00	0.90	0.76	0.6	1.00	1.00	0.78	0.6	1.00	1.00	0.80	0.7	1.00	1.00	0.85	0.7	
ΔT	22.82	21.17	18.08	14.9	22.78	21.12	18.03	14.8	23.01	21.36	18.27	15.1	22.76	21.11	18.02	14.8	22.54	20.89	17.80	14.6	23.58	21.92	18.83	15.6	
kW	2.36	2.36	2.36	2.4	2.65	2.65	2.64	2.7	2.97	2.97	2.96	3.0	3.32	3.31	3.31	3.3	3.70	3.70	3.70	3.7	4.16	4.16	4.15	4.2	
Amps	8.55	8.54	8.52	8.6	9.80	9.79	9.77	9.9	11.19	11.18	11.16	11.3	12.70	12.69	12.67	12.8	14.39	14.38	14.35	14.5	16.36	16.35	16.33	16.4	
Hi PR	274	275	277	282.0	317	318	320	324.2	361	362	364	368.4	408	410	411	416.1	460	461	463	467.4	514	516	518	522.2	
Lo PR	130	131	134	139.5	137	139	142	147.1	144	145	148	153.6	149	151	154	159.2	155	156	159	164.7	162	163	166	171.5	
85	MBh	41.0	41.6	42.8	44.6	40.6	41.2	42.4	44.2	39.6	40.1	41.3	43.2	37.8	38.3	39.5	41.4	35.6	36.1	37.3	39.2	33.5	34.1	35.3	37.1
	S/T	1.00	0.84	0.70	0.6	1.00	0.84	0.71	0.6	1.00	1.00	0.73	0.6	1.00	1.00	0.75	0.6	1.00	1.00	0.78	0.6	1.00	1.00	1.00	0.7
	ΔT	28.83	27.17	24.08	20.9	28.78	27.13	24.04	20.8	29.01	27.36	24.27	21.1	28.76	27.11	24.02	20.8	28.54	26.89	23.80	20.6	29.58	27.92	24.83	21.6
	kW	2.33	2.33	2.32	2.3	2.61	2.61	2.61	2.6	2.92	2.93	2.93	2.9	3.28	3.28	3.27	3.3	3.67	3.67	3.66	3.7	4.12	4.12	4.12	4.1
	Amps	8.40	8.39	8.37	8.5	9.65	9.64	9.62	9.7	11.04	11.03	11.01	11.1	12.55	12.54	12.52	12.6	14.23	14.22	14.20	14.3	16.21	16.20	16.18	16.3
	Hi PR	269	270	272	276.4	311	312	314	318.6	355	356	358	362.8	403	404	406	410.5	454	455	457	461.8	509	510	512	516.6
	Lo PR	125	127	130	135.4	133	135	138	142.9	140	141	144	149.5	145	147	150	155.1	151	152	155	160.6	157	159	162	167.4
	MBh	41.7	42.2	43.4	45.3	41.3	41.9	43.1	44.9	40.3	40.8	42.0	43.9	38.5	39.0	40.2	42.1	36.2	36.8	38.0	39.8	34.2	34.8	36.0	37.8
	S/T	1.00	0.92	0.79	0.6	1.00	1.00	0.79	0.7	1.00	1.00	0.82	0.7	1.00	1.00	0.84	0.7	1.00	1.00	0.86	0.7	1.00	1.00	1.00	0.8
	ΔT	27.44	25.79	22.70	19.5	27.40	25.74	22.65	19.5	27.63	25.97	22.88	19.7	27.38	25.72	22.64	19.4	27.16	25.50	22.41	19.2	28.19	26.54	23.45	20.2
kW	2.35	2.35	2.34	2.4	2.64	2.63	2.63	2.6	2.96	2.95	2.95	3.0	3.30	3.30	3.30	3.3	3.69	3.69	3.68	3.7	4.14	4.14	4.14	4.2	
Amps	8.49	8.48	8.46	8.6	9.74	9.73	9.71	9.8	11.13	11.12	11.10	11.2	12.64	12.63	12.61	12.7	14.32	14.31	14.29	14.4	16.30	16.29	16.27	16.4	
Hi PR	272	273	275	279.5	314	315	317	321.7	358	359	361	365.9	406	407	409	413.5	457	458	460	464.9	512	513	515	519.7	
Lo PR	128	129	133	137.8	135	137	140	145.3	142	144	147	151.9	148	149	152	157.5	153	155	158	163.0	160	161	165	169.8	
MBh	42.8	43.4	44.6	46.4	42.5	43.0	44.2	46.1	41.4	42.0	43.2	45.0	39.6	40.2	41.4	43.2	37.4	38.0	39.2	41.0	35.4	35.9	37.1	39.0	
S/T	1.00	0.96	0.83	0.7	1.00	1.00	0.84	0.7	1.00	1.00	0.86	0.7	1.00	1.00	0.88	0.7	1.00	1.00	1.00	0.8	1.00	1.00	1.00	0.8	
ΔT	26.07	24.42	21.33	18.1	26.03	24.37	21.28	18.1	26.26	24.61	21.52	18.3	26.01	24.36	21.27	18.1	25.79	24.13	21.05	17.8	26.83	25.17	22.08	18.9	
kW	2.37	2.37	2.36	2.4	2.66	2.65	2.65	2.7	2.98	2.97	2.97	3.0	3.32	3.32	3.32	3.3	3.71	3.71	3.70	3.7	4.16	4.16	4.16	4.2	
Amps	8.58	8.57	8.55	8.6	9.82	9.82	9.79	9.9	11.22	11.21	11.19	11.3	12.73	12.72	12.69	12.8	14.41	14.40	14.38	14.5	16.39	16.38	16.35	16.5	
Hi PR	276	277	279	283.3	318	319	321	325.5	362	363	365	369.7	410	411	413	417.3	461	462	464	468.7	516	517	519	523.5	
Lo PR	131	133	136	141.4	139	140	144	148.9	146	147	150	155.5	151	153	156	161.1	157	158	161	166.5	163	165	168	173.4	

IDB: Entering Indoor Dry Bulb Temperature
 High & low pressures are measured at the liquid & suction access fittings.
 Shaded area reflects AHRI (TVA) conditions
 kW = Total system power
 Amps = outdoor unit amps (comp.+ fans)

EXPANDED HEATING DATA

GPHM32431

100 % CAPACITY

	OUTDOOR AMBIENT TEMPERATURE																
	65	60	55	50	47	45	40	35	30	25	20	17	15	10	5	0	-5
MBh	28.62	26.77	24.94	23.15	22.00	21.15	18.99	17.00	15.38	14.17	13.28	12.80	12.19	10.65	9.12	7.59	6.05
T/R	31.85	30.08	28.30	26.53	25.46	24.48	21.98	19.68	17.80	16.40	15.37	14.81	14.10	12.33	10.55	8.78	7.01
KW	1.93	1.90	1.86	1.83	1.81	1.80	1.77	1.73	1.70	1.67	1.64	1.62	1.60	1.57	1.54	1.51	1.47
AMPS	7.1	7.0	6.8	6.7	6.6	6.5	6.4	6.3	6.1	6.0	5.8	5.8	5.7	5.6	5.4	5.3	5.1
COP	4.35	4.14	3.92	3.71	3.56	3.45	3.15	2.87	2.65	2.49	2.38	2.32	2.23	1.99	1.74	1.48	1.20
Hi PR	369	357	345	333	325	321	309	297	285	273	261	253	249	237	225	213	201
LO PR	135	126	118	109	104	101	93	84	76	68	59	54	51	42	34	26	17

GPHM33031

100 % CAPACITY

	OUTDOOR AMBIENT TEMPERATURE																
	65	60	55	50	47	45	40	35	30	25	20	17	15	10	5	0	-5
MBh	33.40	31.33	29.29	27.29	26.00	25.07	22.69	20.46	18.64	17.30	16.33	15.80	15.12	13.42	11.72	10.02	8.32
T/R	29.02	27.48	25.95	24.41	23.49	22.65	20.50	18.49	16.84	15.63	14.75	14.27	13.66	12.12	10.59	9.05	7.51
KW	2.16	2.15	2.13	2.12	2.12	2.11	2.10	2.09	2.08	2.07	2.06	2.05	2.04	2.03	2.02	2.01	2.00
AMPS	7.8	7.7	7.7	7.6	7.6	7.6	7.5	7.5	7.4	7.4	7.3	7.3	7.3	7.2	7.2	7.1	7.1
COP	4.54	4.28	4.02	3.77	3.60	3.48	3.17	2.87	2.63	2.45	2.33	2.26	2.17	1.93	1.70	1.46	1.22
Hi PR	361	349	337	326	319	314	302	290	279	267	255	248	243	232	220	208	197
LO PR	137	129	120	112	107	103	95	86	78	69	60	55	52	43	35	26	18

GPHM33631

100 % CAPACITY

	OUTDOOR AMBIENT TEMPERATURE																
	65	60	55	50	47	45	40	35	30	25	20	17	15	10	5	0	-5
MBh	41.71	38.85	36.00	33.19	31.40	30.02	26.57	23.46	20.92	19.01	17.57	16.80	15.83	13.39	10.96	8.53	6.09
T/R	32.34	30.38	28.42	26.46	25.28	24.17	21.39	18.89	16.84	15.31	14.15	13.53	12.74	10.78	8.82	6.86	4.91
KW	2.66	2.61	2.57	2.53	2.50	2.48	2.44	2.40	2.35	2.31	2.26	2.24	2.22	2.18	2.13	2.09	2.05
AMPS	9.7	9.5	9.4	9.2	9.0	9.0	8.8	8.6	8.4	8.2	8.0	7.9	7.8	7.6	7.4	7.3	7.1
COP	4.60	4.36	4.10	3.85	3.68	3.54	3.19	2.87	2.61	2.41	2.27	2.20	2.09	1.80	1.51	1.20	0.87
Hi PR	371	359	347	335	328	323	311	299	287	275	263	255	251	239	226	214	202
LO PR	132	124	116	108	103	99	91	83	75	66	58	53	50	42	33	25	17

GPHM34231

100 % CAPACITY

	OUTDOOR AMBIENT TEMPERATURE																
	65	60	55	50	47	45	40	35	30	25	20	17	15	10	5	0	-5
MBh	47.47	44.54	41.66	38.82	37.00	35.68	32.33	29.19	26.61	24.72	23.34	22.60	21.64	19.24	16.84	14.44	12.04
T/R	33.81	32.03	30.25	28.48	27.41	26.44	23.95	21.62	19.71	18.31	17.29	16.74	16.03	14.25	12.47	10.70	8.92
KW	3.14	3.10	3.06	3.02	3.00	2.98	2.94	2.90	2.86	2.82	2.78	2.76	2.74	2.70	2.67	2.63	2.59
AMPS	11.7	11.5	11.3	11.1	11.0	11.0	10.8	10.6	10.5	10.3	10.1	10.0	9.9	9.8	9.6	9.4	9.3
COP	4.43	4.21	3.99	3.77	3.62	3.51	3.22	2.95	2.73	2.57	2.46	2.40	2.31	2.08	1.85	1.61	1.36
Hi PR	376	364	351	339	332	327	315	302	290	278	266	258	254	241	229	217	205
LO PR	132	123	115	107	102	99	91	82	74	66	58	53	50	42	33	25	17

Calculations are based on nominal CFM and 70 °F indoor dry bulb.

Note: Shaded area is AHRI Rating Conditions at 47°F outdoor ambient temperature

Amps = Outdoor unit amps (comp.+fan)

kW = Total system power

GPHM34831

100 % CAPACITY

	OUTDOOR AMBIENT TEMPERATURE																
	65	60	55	50	47	45	40	35	30	25	20	17	15	10	5	0	-5
MBh	59.99	55.93	51.93	48.01	45.50	43.59	38.82	34.46	30.91	28.26	26.27	25.20	23.85	20.46	17.08	13.70	10.31
T/R	33.38	31.42	29.47	27.51	26.33	25.23	22.46	19.94	17.89	16.35	15.20	14.58	13.80	11.84	9.88	7.93	5.97
KW	4.28	4.18	4.08	3.98	3.92	3.88	3.78	3.68	3.58	3.49	3.39	3.33	3.29	3.19	3.09	2.99	2.89
AMPS	16.1	15.6	15.2	14.8	14.5	14.3	13.9	13.5	13.0	12.6	12.2	11.9	11.8	11.3	10.9	10.5	10.0
COP	4.11	3.92	3.73	3.53	3.40	3.29	3.01	2.74	2.53	2.38	2.27	2.22	2.13	1.88	1.62	1.34	1.05
Hi PR	412	399	386	372	364	359	345	332	318	305	292	284	278	265	251	238	225
LO PR	131	123	115	107	102	99	91	82	74	66	58	53	50	41	33	25	17

GPHM36031

100 % CAPACITY

	OUTDOOR AMBIENT TEMPERATURE																
	65	60	55	50	47	45	40	35	30	25	20	17	15	10	5	0	-5
MBh	68.76	64.64	60.57	56.58	54.00	52.13	47.48	43.05	39.41	36.75	34.83	33.80	32.45	29.09	25.72	22.35	18.99
T/R	34.99	33.21	31.42	29.64	28.57	27.62	25.12	22.78	20.85	19.45	18.43	17.88	17.17	15.39	13.61	11.83	10.04
KW	4.74	4.68	4.62	4.56	4.52	4.50	4.44	4.38	4.32	4.26	4.20	4.16	4.14	4.08	4.02	3.96	3.90
AMPS	17.8	17.6	17.3	17.0	16.9	16.8	16.5	16.3	16.0	15.7	15.5	15.3	15.2	15.0	14.7	14.4	14.2
COP	4.25	4.05	3.84	3.64	3.50	3.40	3.14	2.88	2.67	2.53	2.43	2.38	2.30	2.09	1.88	1.66	1.43
Hi PR	403	390	377	364	356	351	338	324	311	298	285	277	272	259	246	233	220
LO PR	124	116	109	101	96	93	85	78	70	62	55	50	47	39	31	24	16

GPHM36031

70 % CAPACITY

	OUTDOOR AMBIENT TEMPERATURE																
	65	60	55	50	47	45	40	35	30	25	20	17	15	10	5	0	-5
MBh	51.36	47.88	44.46	41.10	38.96	37.32	33.23	29.51	26.47	24.20	22.49	21.58	20.42	17.52	14.63	11.73	8.84
T/R	34.64	32.61	30.58	28.55	27.33	26.18	23.31	20.70	18.57	16.97	15.78	15.14	14.32	12.29	10.26	8.23	6.20
KW	2.90	2.82	2.74	2.66	2.61	2.58	2.50	2.42	2.34	2.26	2.17	2.13	2.09	2.01	1.93	1.85	1.77
AMPS	10.5	10.2	9.8	9.5	9.3	9.1	8.8	8.4	8.1	7.7	7.4	7.1	7.0	6.7	6.3	5.9	5.6
COP	5.18	4.97	4.75	4.53	4.37	4.24	3.90	3.58	3.32	3.14	3.03	2.98	2.86	2.55	2.22	1.86	1.46
Hi PR	391	378	365	353	345	340	327	314	302	289	276	269	264	251	238	225	213
LO PR	122	114	107	99	95	92	84	76	69	61	54	49	46	38	31	23	16

Calculations are based on nominal CFM and 70 °F indoor dry bulb.

Amps = Outdoor unit amps (comp.+fan)

Note: Shaded area is AHRI Rating Conditions at 47°F outdoor ambient temperature

kW = Total system power

AIRFLOW DATA

GPHM32431

SETUP	MOTOR TAP	VOLTS	STATIC								
				0.1	0.2	0.3	0.4	0.5	0.6	0.7	0.8
HORIZONTAL POSITION	T1	230	CFM Watts	847 76	792 84	728 94	638 102	- -	- -	- -	- -
	T2/T3	230	CFM Watts	1043 166	1020 168	922 179	906 185	856 194	713 203	623 209	635 206
	T4/T5	230	CFM Watts	1371 235	1316 243	1281 252	1240 261	1186 266	1133 275	1072 284	1000 293
DOWNSHOT POSITION	T1	230	CFM Watts	828 75	767 85	680 95	574 104	- -	- -	- -	- -
	T2/T3	230	CFM Watts	1086 157	993 169	963 176	852 187	768 194	672 205	637 215	621 228
	T4/T5	230	CFM Watts	1355 244	1300 253	1254 260	1201 268	1147 276	1084 285	1007 294	899 303

GPHM33031

SETUP	MOTOR TAP	VOLTS	STATIC								
				0.1	0.2	0.3	0.4	0.5	0.6	0.7	0.8
HORIZONTAL POSITION	T1	230	CFM Watts	877 84	821 92	758 99	974 110	596 118	531 125	481 130	- -
	T2/T3	230	CFM Watts	1276 221	1223 232	1175 241	1128 250	1077 257	1025 264	985 271	914 279
	T4/T5	230	CFM Watts	1463 284	1419 294	1376 302	1329 309	1282 317	1235 325	1183 333	1126 340
DOWNSHOT POSITION	T1	230	CFM Watts	859 83	797 92	719 101	619 111	552 118	497 122	437 127	- -
	T2/T3	230	CFM Watts	1303 225	1236 236	1178 247	1123 254	1075 262	1015 271	956 279	884 287
	T4/T5	230	CFM Watts	1439 288	1396 297	1341 305	1294 313	1246 322	1185 330	1119 339	1047 347

GPHM33631

SETUP	MOTOR TAP	VOLTS	STATIC								
				0.1	0.2	0.3	0.4	0.5	0.6	0.7	0.8
HORIZONTAL POSITION	T1	230	CFM Watts	850 76	795 85	726 93	640 103	559 110	- -	- -	- -
	T2/T3	230	CFM Watts	1399 281	1360 291	1288 298	1240 305	1190 313	1136 322	1083 329	1017 336
	T4/T5	230	CFM Watts	1604 396	1560 402	1507 408	1468 424	1415 426	1364 433	1321 444	1276 454
DOWNSHOT POSITION	T1	230	CFM Watts	825 77	762 87	686 97	577 105	523 111	- -	- -	- -
	T2/T3	230	CFM Watts	1321 285	1319 291	1222 300	1170 309	1119 319	1077 324	1005 333	930 342
	T4/T5	230	CFM Watts	1595 382	1555 391	1506 399	1462 408	1415 418	1370 426	1319 435	1260 444

GPHM34231

SETUP	MOTOR TAP	VOLTS	STATIC								
				0.1	0.2	0.3	0.4	0.5	0.6	0.7	0.8
HORIZONTAL POSITION	T1	230	CFM Watts	1003 100	937 106	887 116	837 129	773 142	699 154	634 162	574 171
	T2/T3	230	CFM Watts	1487 269	1447 279	1407 291	1363 302	1318 309	1274 321	1229 332	1165 340
	T4/T5	230	CFM Watts	1799 419	1754 430	1712 442	1672 453	1630 462	1582 469	1534 475	1482 481
DOWNSHOT POSITION	T1	230	CFM Watts	981 100	918 113	850 126	761 138	687 153	613 161	553 171	488 179
	T2/T3	230	CFM Watts	1458 266	1418 277	1379 288	1336 299	1291 307	1249 318	1204 330	1141 337
	T4/T5	230	CFM Watts	1786 419	1728 432	1678 445	1629 457	1577 468	1517 474	1453 482	1385 490

GPHM34831

SETUP	MOTOR TAP	VOLTS	STATIC								
				0.1	0.2	0.3	0.4	0.5	0.6	0.7	0.8
HORIZONTAL POSITION	T1	230	CFM Watts	1177 142	1123 151	1077 162	1031 173	972 185	- -	- -	- -
	T2/T3	230	CFM Watts	1838 448	1794 458	1749 468	1711 479	1672 490	1626 497	1576 503	1528 510
	T4/T5	230	CFM Watts	1984 567	1947 578	1975 590	1864 596	1823 603	1781 610	1741 618	1694 623
DOWNSHOT POSITION	T1	230	CFM Watts	1168 144	1101 155	1045 168	979 182	913 197	- -	- -	- -
	T2/T3	230	CFM Watts	1841 438	1786 451	1735 463	1691 473	1646 485	1598 493	1544 500	1489 508
	T4/T5	230	CFM Watts	2004 564	1949 577	1892 587	1837 594	1782 603	1728 612	1674 620	1616 628

GPHM36031

SETUP	MOTOR TAP	VOLTS	STATIC								
				0.1	0.2	0.3	0.4	0.5	0.6	0.7	0.8
HORIZONTAL POSITION	T1	230	CFM Watts	1499 268	1447 278	1404 290	1376 300	1330 311	1280 325	1230 338	1145 353
	T2/T3	230	CFM Watts	2001 569	1958 583	1908 595	1865 600	1822 613	1774 622	1729 629	1680 638
	T4/T5	230	CFM Watts	2199 801	2161 809	2126 817	2090 828	2056 838	2018 851	1982 858	1949 873
DOWNSHOT POSITION	T1	230	CFM Watts	1464 247	1408 264	1364 281	1326 292	1285 305	1240 317	1201 334	1140 351
	T2/T3	230	CFM Watts	1999 546	1957 563	1904 577	1862 587	1822 598	1769 606	1732 615	1688 625
	T4/T5	230	CFM Watts	2067 821	2031 829	1999 838	1964 849	1932 859	1897 872	1863 880	1832 895

NOTES:

1. Data shown is dry coil. Wet coil pressure drop is approximately 0.2" H₂O, for three-row indoor coil; and 0.3" H₂O, for four-row indoor coil.
2. Data shown does not include filter pressure drop, approx. 0.08" H₂O.
3. Reduce airflow by 2% for 208V operation.
4. ALL MODELS SHOULD RUN NO LESS THAN 300 CFM/TON.
5. For high static applications, see blower performance table for selecting appropriate speed tap.

HEAT KIT ELECTRICAL DATA (BLOWER ONLY, HEAT MODE)

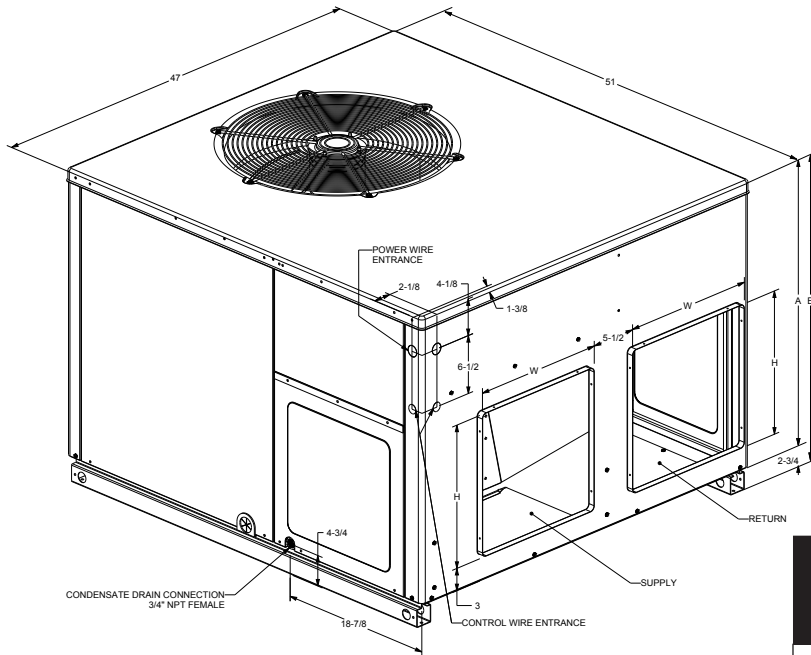
MODEL AND HEAT KIT USAGE	CIRCUIT #1		CIRCUIT #2		SINGLE-POINT KIT		ACTUAL kW
	MCA ¹	MOP ²	MCA ¹	MOP ²	MCA ¹	MOP ²	
GPHM32431							
HKTPD051	24.7	25	-	-	43.18	45	4.75
HKTPD081	36.5	40	-	-	54.98	60	7
HKTPD101	49.5	50	-	-	67.98	70	9.5
GPHM33031							
HKTPD051	24.7	25	-	-	45.9	50	4.75
HKTPD081	36.5	40	-	-	57.7	60	7
HKTPD101	49.5	50	-	-	70.7	80	9.5
HKTPD151	49.5	50	24.7	25	95.4	100	14.25
GPHM33631							
HKTPD051	24.7	25	-	-	50.46	60	4.75
HKTPD081	36.5	40	-	-	62.26	70	7
HKTPD101	49.5	50	-	-	75.26	80	9.5
HKTPD151	49.5	50	24.7	25	99.96	100	14.25
GPHM34231							
HKTPD051	24.7	25	-	-	52.22	60	4.75
HKTPD081	36.5	40	-	-	64.02	70	7
HKTPD101	49.5	50	-	-	77.02	80	9.5
HKTPD151	49.5	50	24.7	25	101.72	110	14.25
GPHM34831							
HKTPD051	24.7	25	-	-	56.34	70	4.75
HKTPD081	36.5	40	-	-	68.14	80	7
HKTPD101	49.5	50	-	-	81.14	90	9.5
HKTPD151	49.5	50	24.7	25	105.84	110	14.25
HKTPD191	49.5	50	49.5	50	130.64	150	19
GPHM36031							
HKTPD051	24.7	25	-	-	67.54	80	4.75
HKTPD081	36.5	40	-	-	79.34	90	7
HKTPD101	49.5	50	-	-	92.34	100	9.5
HKTPD151	49.5	50	24.7	25	117.04	125	14.25
HKTPD201	49.5	50	49.5	50	141.84	150	19

¹ Minimum Circuit Ampacity

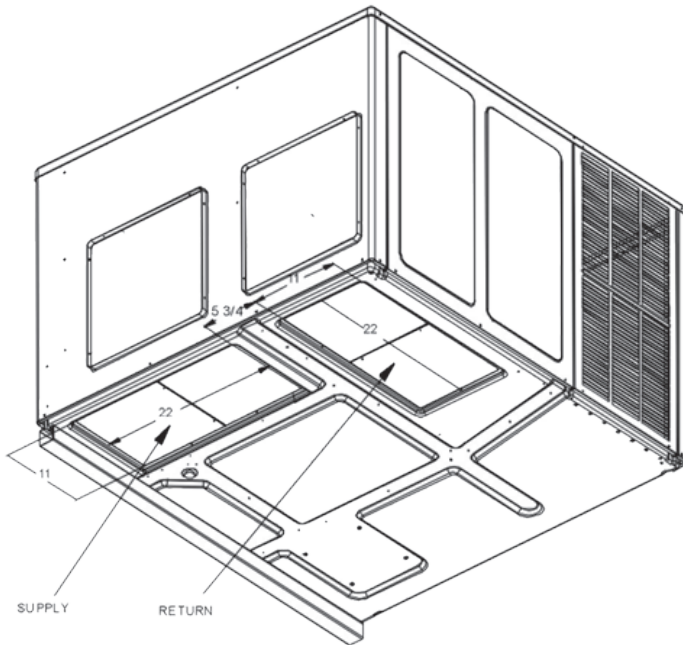
² Maximum Overcurrent Protection Device

Heating kW Correction Factor					
Supply Voltage	240	230	220	210	208
Correction Factor	1.0	0.93	0.85	0.78	0.76

Multiply rated kW by correction factor to get actual kW



MODEL	UNIT DIMENSIONS (INCHES)				CHASSIS SIZE
	W	D	HEIGHT		
			A	B	
GPHM32431	47	51	32	34 $\frac{3}{4}$	Medium
GPHM33031	47	51	32	34 $\frac{3}{4}$	Medium
GPHM33631	47	51	32	34 $\frac{3}{4}$	Medium
GPHM34231	47	51	40	42 $\frac{3}{4}$	Large
GPHM34831	47	51	40	42 $\frac{3}{4}$	Large
GPHM36031	47	51	40	42 $\frac{3}{4}$	Large



MODEL	DUCT OPENINGS			
	SUPPLY		RETURN	
	W	H	W	H
GPHM32431	16	16	16	16
GPHM33031	16	16	16	16
GPHM33631	16	16	16	16
GPHM34231	16	18	16	18
GPHM34831	16	18	16	18
GPHM36031	16	18	16	18

ACCESSORIES

ACCESSORY DESCRIPTION	ITEM NUMBER	
	MEDIUM CHASSIS	LARGE CHASSIS
Concentric Kit	CDK36	CDK4872
Downflow Economizer**	GPJMED102	GPJMED103
Downflow Internal Filter Rack	DDNIFRPCHMM	DDNIFRPCHML
Downflow Manual Damper	PGMDD101/102	PGMDD103
Downflow Motorized Damper	PGMDMD101/102	PGMDMD103
Downflow Square to Round	SQRPG101/102	SQRPG103
Horizontal Duct Cover*	20464501PDGK	20464502PDGK
Downflow Conversion Kit**	DWNFLWCONV	DWNFLWCONV
Economizer Wiring Harness***	0259L00411	0259L00411
External Horizontal Filter Rack	DPHFRA	DPHFRA
Horizontal Duct Cover	20464501PDGK	20464502PDGK
Horizontal Economizer	DHZECNJPCHM	DHZECNJPCHL
Horizontal Manual Damper	PGMDH102	PGMDH103
Horizontal Motorized Damper	PGMDMH102	PGMDMH103
Horizontal Square to Round	SQRPGH102	SQRPGH103
Outdoor Thermostat Kit w/ Lockout Stat	OT18-60A	OT18-60A
Outdoor Thermostat Kit (Only for GPHM5(24,30)31	OTHPKG-01	-
Roof Curb	D14CRBPGCHMA	D14CRBPGCHMA

*Required for all downflow installations.

**Either a "Downflow Economizer" or a "Downflow Conversion Kit" is mandatory for all downflow installations.

***Required for installation of Economizers.

