

# SUBMITTAL DATA SHEET

## Slim Duct Heat Pump System BXALA48CDH-BXL2A48UC0

Location:	Approval:
Engineer:	Date:
Submitted to:	Construction:
Submitted by:	Unit #:
Reference:	Drawing #:



### INDOOR SPECIFICATION

Indoor Air Flow (Turbo/H/M/L/S) (CFM)	1648.1 / 1471.5 / 1294.9 / 1059.5 / N/A	
Indoor Noise Level (Turbo/H/M/L/S) (dBA)	N/A/51/46/42/40	
Indoor static pressure range(in.w.g.)	0-0.8	
Dimension (W×D×H)	inch	47.24 x 29.53 x 11.81
	mm	1200.0×750.0×300.0
Package (W×D×H)	inch	56.10 x 33.86 x 14.13
	mm	1425×860×359
Net/Gross Weight	lbs	111.33/124.78
	kg	50.5/56.6

### OUTDOOR SPECIFICATION

Compressor Type	TWIN-ROTARY	
Compressor Model	EKPQ420D1UMUA	
Refrigerant	R454B	
Refrigerant Oil Charge(mL)	1460ml	
Refrigerant Oil	#ERROR!	
Outdoor Air Flow (Max) (CFM)	4237.9	
Outdoor Noise Level (dBA)	65.0	
Dimension (W×D×H)	inch	37.48 x 16.34 x 52.48
	mm	952.0×415.0×1333.0
Package (W×D×H)	inch	43.11 x 19.49 x 57.48
	mm	1095×495×1460
Net/Gross Weight	lbs	208.78/239.86
	kg	94.7/108.8

### ELECTRICAL

Power Supply	208/230V,60Hz,1Ph
System MCA	44.00
Connection Wiring	14#x3
System MOCP	45
Compressor RLA	27.0
Outdoor Fan Motor RLA	1.2
Outdoor Fan Motor W	85
Indoor Fan Motor RLA	4.0
Indoor Fan Motor W	560
System Power Input @ Cooling (W)	4610(930 - 6050)
System Power Input @ Heating (W)	4230(770 - 5380)
MCA: Min. circuit amps (A)	MOCP: Max. over current protection (A)
RLA: Rated load amps (A)	W: Fan motor rated output (W)

### PIPING

Throttle type(Indoor)	N/A
Throttle type(Outdoor)	EXV+Throttle valve
Liquid Size	9.52mm(3/8in)
Gas Size	19mm(3/4in)
Max. Piping Length(ft/m)	246.00(75)
Max. Height Difference(ft/m)	98.40(30)
Max. Pre-charged Length(ft/m)	24.6(7.5)
Refrigerant Pre-charged Amount(oz/kg)	126.99(3.60)
Additional Charge of Refrigerant(oz/ft)(g/m)	0.32(30)
Connection Method	Flared

### EFFICIENCY

	Cooling		Heating
SEER2	16.7	HSPF2-4	10.8
EER2	10.4	COP	3.60

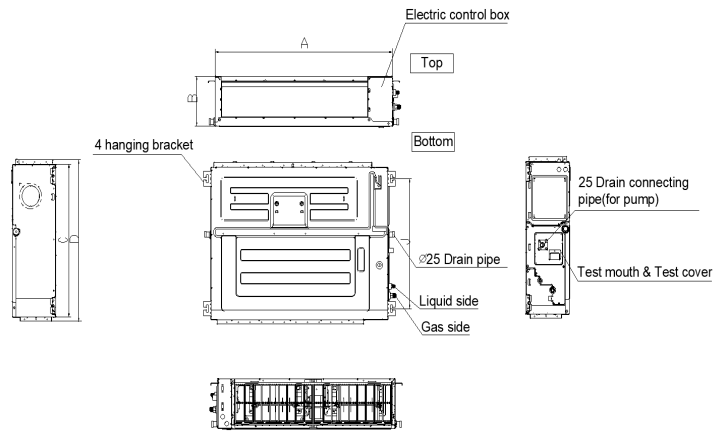
### PERFORMANCE OF Cooling

Cooling (Btu/hr)	
Rated Capacity	48000
Min/Max Capacity	11000-56500
Moisture Removal(L/h)	4.22
Standard Operating Range(°F/°C)	-22~-122(-30~50)
Conditions:	Indoor: 80°F DB/67°F WB Outdoor: 95°F DB/75°F WB

### PERFORMANCE OF Heating

Heating (Btu/hr)	
1. @ 47°F Rated	52000
1. @ 47°F Min/Max Capacity	11200-60000
2. @ 17°F Rated	45000
3. @ 5°F Rated: Capacity / COP	47500/2.00
3. @ 5°F Max: Capacity	47500
Standard Operating Range(°F/°C)	-22~-75(-30~24)
1. Conditions:	Indoor: 70°F DB/60°F WB Outdoor: 47°F DB/43°F WB
2. Conditions:	Indoor: 70°F DB/60°F WB Outdoor: 17°F DB/15°F WB
3. Conditions:	Indoor: 70°F DB/60°F WB Outdoor: 5°F DB/5°F WB

Indoor Unit Dimension

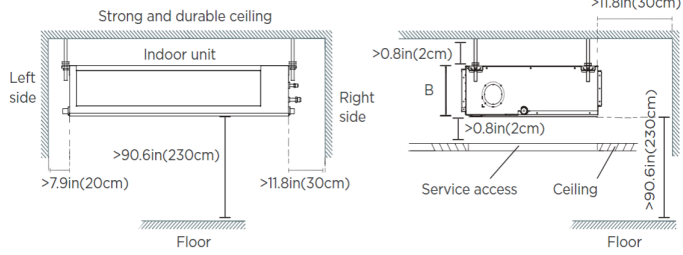


MODEL	A	B	C	D
9K	27-1/2in(700mm)	7-7/8in(200mm)	17-3/4(450mm)	20in(506mm)
12K	27-1/2in(700mm)	9-5/8in(245mm)	29-1/2(750mm)	31-1/4in(795mm)
18K~24K	39-3/8in(1000mm)	9-5/8in(245mm)	29-1/2(750mm)	31-1/4in(795mm)
36K~48K	47-1/8in(1200mm)	11-7/8in(300mm)	29-1/2(750mm)	31-1/4in(795mm)
60K	55-1/8in(1400mm)	15in(380mm)	31-1/2in(800mm)	33-1/4in(845mm)

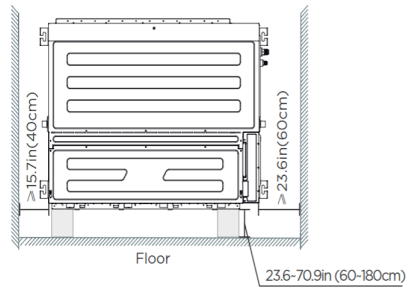
**Installation place**

The distance between the mounted indoor unit should meet the specifications illustrated in the following diagram.

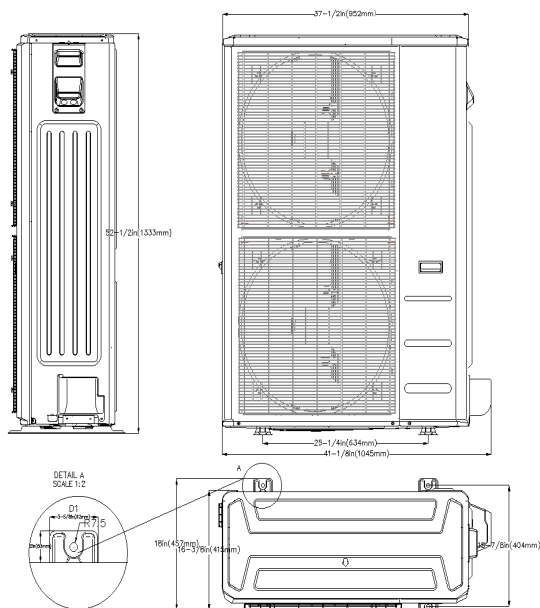
1) Ceiling-mounted



2) Wall-mounted

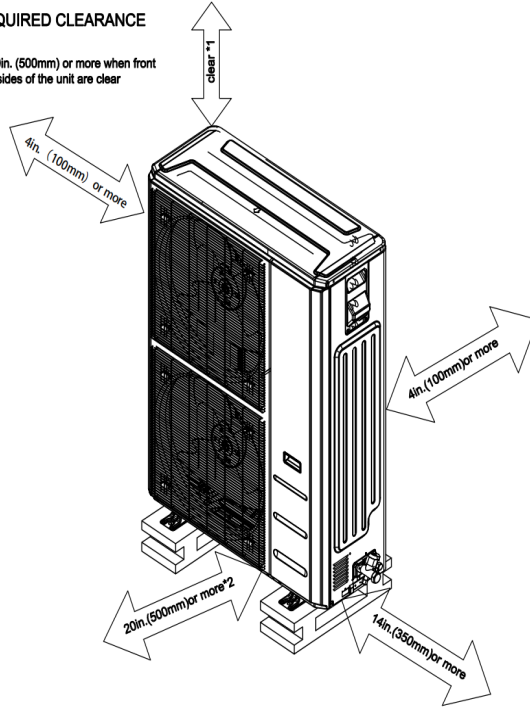


**Outdoor Unit Dimension**



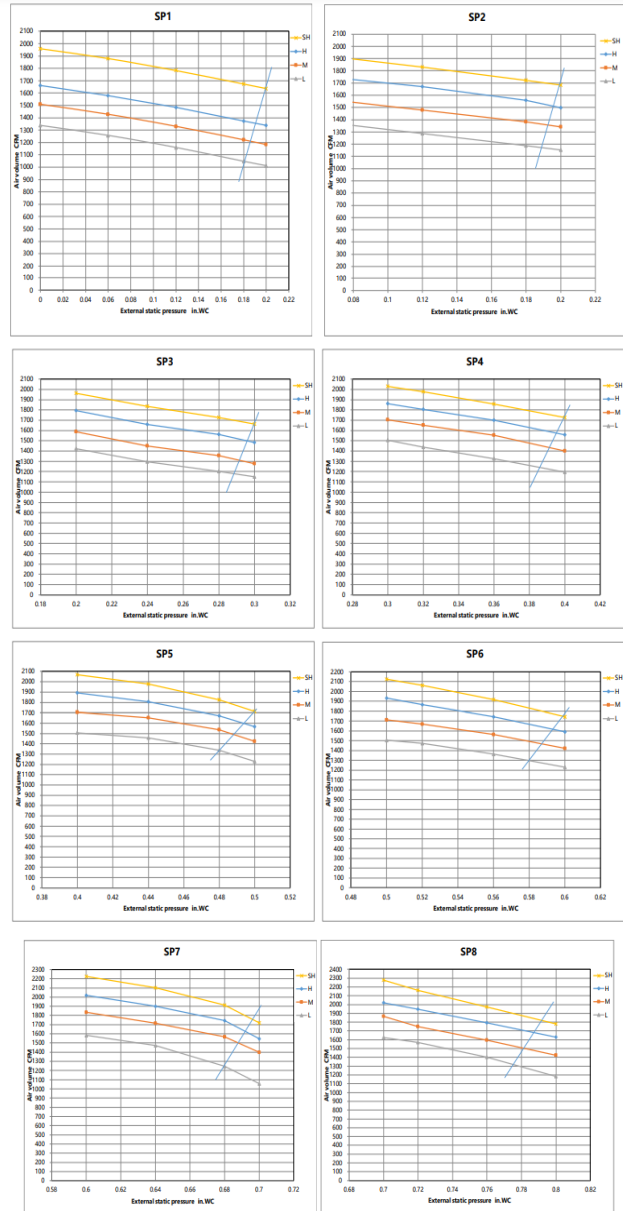
**REQUIRED CLEARANCE**

\*1 20in. (500mm) or more when front and sides of the unit are clear

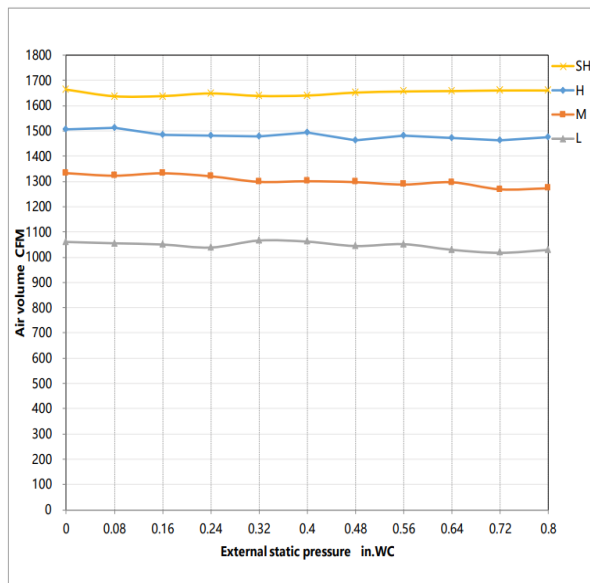


\*2 When any 2 sides of left, right and rear of the unit are clear

Fan performance



Constant air volume



#### FEATURES

- Compatible with both horizontal and vertical installation
- Static pressure up to 0.8 in.w.g(for all models)
- Static pressure setting stages: 8
- Refrigerant leakage detection sensor
- Constant airflow
- Built-in pump
- i-clean
- Fan speed stages: 1~100%
- WiFi capability: through wired controller with built-in WiFi
- OTA(by using wired controller 120N(X6W))
- 2-pin connector(HA/HB) for programmable wired controller
- Multiple control options available:
  - Two way communication wired controller:120N(X6)
  - Two way communication wired controller with built-in WiFi:120N(X6W)
  - Infrared wired controller: 120L
  - Wireless remote controller
  - Third-Party 24V Thermostat\*

\*24V interface is required.